

# Canadian knowledge and attitudes about defence and security issues

Canadian Defence Policy | Summary | Confidential | Draft

Conducted by Nanos for the Canadian Defence and Security Network, September 2020  
Submission 2020-973



**CDSN**  
THE CANADIAN DEFENCE AND  
SECURITY NETWORK



The preliminary review of the data suggests that proximity to the Canadian Armed Forces and education are likely key drivers of opinion.

Nik Nanos , Chief Data Scientist

More supportive of military operations such as troops on the ground, air strikes and fighting at sea

Higher confidence in military decision makers

More frequently perceive CAF as being inclusive of minorities such as Indigenous people, visible minorities and members of the LGBTQ community

**High School education or less  
Served in the CAF**

Less supportive of military operations such as troops on the ground, air strikes and fighting at sea

Lower confidence in military decision makers

Less frequently perceive CAF as being inclusive of minorities such as Indigenous people, visible minorities and members of the LGBTQ community

**Completed Graduate studies  
Did not serve in the CAF and have no family who served**

# TABLE OF CONTENTS



1. **Canada's place in the world**
2. **International threats to Canada**
3. **Role of the Canadian Armed Forces and military interventions**
4. **Canadian Military and Society**



Nanos in collaboration with the Canadian Defence and Security Network conducted a survey of Canadians to gauge their knowledge, perceptions and attitudes towards defence and security issues. To follow are the key findings of the study.

## Canada's place in the world



More than four in five Canadians say diplomacy is very important to advancing Canada's place in the world

- **Canadians most frequently say that Canada should have a peacekeeping role in the world** – Thirty-one per cent of Canadians say Canada's role should be as a peacekeeper, mediator and voice of reason, followed by 13 per cent who say a leader and decision maker, as well as 10 per cent should say advocate for human rights and helping those in need and an example or role model, respectively.
- **More than four in five Canadians say diplomacy is very important to advancing Canada's place in the world** – Asked the importance of a number of items to Canada's place in the world on a scale of 0, not at all important, to 10, very important, diplomacy was most frequently rated as very important (82% give it a rating of 7 to 10 out of 10, mean of 8.1 out of 10), followed by international trade (80%, mean of 7.9 out of 10), environment (79%, score of 7.9 out of 10), immigration (59%, score of 6.7 out of 10), national defence (54%, score of 6.6 out of 10) and foreign aid (54%, score of 6.3 out of 10).
- **Canadians who have served in the Armed Forces and those with a high school education or less are more likely to say national defence is important than Canadians who did not serve and have no family who served** – Canadian who have served in the Armed Forces rate national defence as having an importance of 7.8 out of 10 and Canadians with high school or less as 7.5 out of 10 to advancing Canada's place in the world, compared to a score of 6.3 out of 10 from those who did not serve and have no one in their family who served in the CAF and 6.0 out of 10 among Canadians who completed graduate studies.
- **Those who served in the CAF less frequently say that immigration is important to advancing Canada's place in the world** – Members of the CAF rated the importance of immigration to advancing Canada's place in the world 5.6 out of 10 (5.9 among those with a high school education or less), while Canadians who did not serve and have no family who served scored it at 6.9 out of 10 (7.5 among those who completed graduate studies).



Canadians are three times as likely to say Canada should promote its values rather than interests

- **Canadians are three times as likely to say Canada should promote its values rather than interests** – On a sliding ten-point scale going from 0, promoting interests to 10, promoting values, three in five Canadians (59%, score of 7 to 10) say promoting its values should be Canada’s foreign policy priority, nearly one in five (17%, score of 0 to 3) say promoting its interests should be the priority, while one quarter (24%, score of 4 to 6) say a balance between promoting values and interests.
- **Canadians most frequently say Canada should promote values such as inclusivity, fairness and equality and interests such as trade and economic exchange** – A quarter of Canadians say that Canada should promote values such as inclusivity, fairness, equality (25%), followed by peace (13%), human rights (13%) and democracy (11%), while over a third say interests such as trade and economic exchange (36%), followed by environmental responsibility (16%) should be promoted.
- **Canadians most frequently say they care about how Europe views Canada** – Asked how much they care about how Canada is viewed by several countries or organizations on a scale from 0, do not care, to 10, care, most frequently Canadians (78%, score of 7 to 10) say they care how Europe views Canada, while the they least frequently say they care about how China perceived Canada (36%, score of 7 to 10).

## International threats to Canada

- **Canadians are twice as likely to say that that Canada is facing international threats to a high degree than to say they are not facing threats at all** – Canadians were their views on the extent to which Canada faces international threats, from 0, not at all, to 10, to a high degree. Two in five (41%) say Canada is facing international threats to a high degree (7 to 10 out of 10), just over a third (36%) give a middle range rating (4 to 6 out of 10), and one in five (20%) say not at all (0 to 3 out of 10). Three per cent are unsure.



Canadians think China is the top threat to Canada both today and in the future

- **Canadians who have served in the CAF report a higher degree of perceived international threats** – Canadians who served in the CAF score the degree to which Canada faces international threats a 6.3 out of 10, compared to 5.5 out of 10 for Canadians who did not serve and have no family who served.
- **China is perceived as the top threat to Canada both today and in the future** – One in five (22%) Canadians say China is the most important threat to Canada, followed by 17 per cent who say the US/Trump and 10 per cent say cyber attacks. When it comes to the greatest international threats Canada will face in 10 years, 15 per cent say China and 13 per cent say climate change and the environment and eight per cent are cyber attacks.

## Role of the Canadian Armed Forces and military interventions

- **Four in ten Canadians say peacekeeping is the most appropriate role to the Canadian Armed forces** – Two in five Canadians (40%) say that the most appropriate role for the Canadian Armed Forces is peacekeeping, while 35 per cent say defend and protect Canada, followed by seven per cent each who say support NATO missions/allies and help Canadian in Canada.
- **Canadians who served in the Armed Forces more frequently say defending Canada is the most appropriate role for the CAF** – Nearly half of Canadians who served in the CAF (47%, 43% among those with a high school education or less) say that defending Canada is the most appropriate role for the Canadian Armed Forces, followed by 26 per cent who say peacekeeping.
- **Most frequently Canadians say protecting the safety of Canadian citizens is very important** – Asked to rate the importance of a number of Canadian Armed Forces priorities on a scale from 0, not important to 10, very important, 89 per cent say protecting the safety of Canadian citizens (score of 7 to 10 out of 10), followed by 88 per cent say defend Canadian territory, airspace and waters, 81 per cent say help Canadian authorities with crises at home and 67 per cent say contribute to international security.



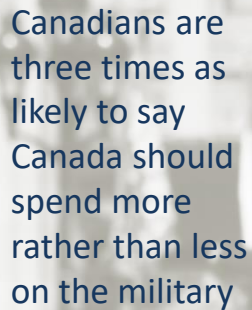
Canadians most frequently say they support the Canadian Armed Forces participating in natural disaster relief abroad

- **Canadians who served in the Armed Forces gave the highest importance rating to the defending the Canadian territory** – Those who have served in the Canadian Armed Forces scored defending Canadian territory, airspace and waters 9.5 out of 10 as an important priority for the Canadians Armed Forces.
- **Canadians most frequently say they support the Canadian Armed Forces participating in natural disaster relief abroad** – When asked their level of support for different Canadian Armed Forces international missions on a scale from 0, not supportive, to 10, supportive, Canadians are more frequently supportive of participation in natural disaster relief (77%, score of 7 to 10 out of 10), United Nations peacekeeping missions (74%) and defence cooperation with allies (65%), they are less frequently supportive of having the Canadian Air Force involved in air strikes (28%), having the Canadian Army fighting on the ground (30%) and having the Canadian Navy fight at sea (34%).
- **Canadians who have served in the Armed Forces and those with high school education or less report a higher degree of support for military missions than Canadians who have not served and have no family that served** – Canadians who have served in the Armed forces such as deploying special forces (6.7 out of 10, compared to 5.7 out of 10 for all Canadians), having the Canadian Navy fight at sea (6.8 out of 10, compared to 5.2 out of 10 for all Canadians), having the Canadian Army fighting on the ground (6.8 out of 10 and 5.7 out of 10 for those with high school education or less, compared to 4.9 out of 10 for all Canadians), and having the Canadian Air Force involved in air strikes (6.6 out of 10 and 5.3 out of 10 for those with a high school or less, compared to 4.6 out of 10 for all Canadians).

## Canadian Military and Society

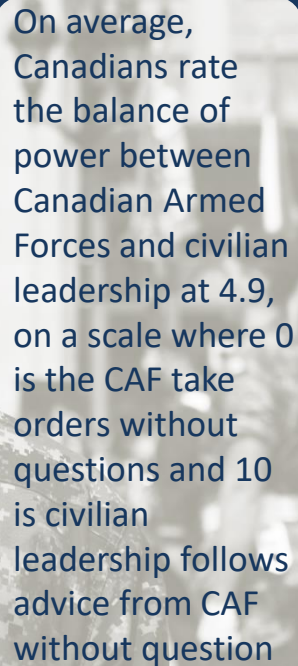
- **Canadians most often think of peacekeeping when they think about the Canadian Armed Forces** – One in five Canadians (21%) say peacekeeping comes to mind when they think of the Canadian Armed Forces, followed by nine per cent who think of protection and security.






Canadians are three times as likely to say Canada should spend more rather than less on the military

- **Canadians are more likely to say that the Canadian Armed forces are on the right track with regards to the inclusion of Francophones** – Asked to rate the direction of the Canadian Armed Forces regarding the inclusion of different groups on a scale from 0, on the wrong track, to 10, on the right track, nearly half of Canadians (48%) say the Canadian Armed Forces are on the right track (score of 7 to 10 out of 10) when it comes to the inclusion of Francophones, 44 per cent say the same about the inclusion of gender, 40 per cent say they are on the right track regarding the inclusion of visible minorities, 31 per cent say they are on the right track regarding the inclusion of Indigenous people and 30 per cent say they are on the right track regarding the inclusion of LGBTQ community members.
- **Canadians who have served in the Armed Forces and who have high school education or less more frequently say the CAF are on the right track when it comes to inclusion** – Canadians who have served in the Armed Forces give higher average scores to the CAF being on the right track when it comes to inclusion of gender (7.3 out of 10 compared to 6.5 out of 10 for all Canadians), of Indigenous people (6.9 out of 10 and 6.6 out of 10 for those with high school education or less compared to 5.9 out of 10 for all Canadians), of visible minorities (7.3 out of 10 compared to 6.4 out of 10 for all Canadians), and of members of the LGBTQ community (6.6 out of 10 compared and 6.4 out of 10 among those with high school education or less to 5.8 out of 10 for all Canadians).
- **Canadians most frequently say they have confidence in Academia to shape policies that benefit Canada** – Just over half of Canadians (52%) say they have confidence in leaders in academia to shape policies that benefit Canada, followed by Canadians confident in leaders in intelligence agencies (45%), and in the military (43%). Canadians less frequently say they have confidence in politicians (29%), the defence industry (27%) and the media (27%).
- **Canadians who served in the Armed Forces and who have high school education or less report higher confidence in military leaders** – Those who served in the Canadian armed forces report a higher level of confidence in military leaders (6.9 out of 10 and 6.7 out of 10 among those with high school education or less compared to 5.8 out of 10 for all Canadians).



On average, Canadians rate the balance of power between Canadian Armed Forces and civilian leadership at 4.9, on a scale where 0 is the CAF take orders without questions and 10 is civilian leadership follows advice from CAF without question

- **Canadians are three times as likely to say Canada should spend more rather than less on the military** – Just over two in five Canadians say that the government should spend more (31%) or much more (10%) on military defence, while 39 per cent say it should spend the same as now, while under one in five say less (10%) or much less (five per cent). Five per cent are unsure.
- **Canadians who served in the Armed Forces are more likely to support more spending on national defence** – Seven in ten Canadians who served in the Armed forces think the government should spend much more (37%, 13% among those whose family members served in the CAF and seven per cent of those who did not serve and have no family members who served) or more (36%, 37% among those whose family members served in the CAF and 26% of those who did not serve and have no family members who served). They are less likely to say the government should spend less (three per cent, seven per cent among those whose family members served in the CAF and 13% of those who did not serve and have no family members who served) and none say spend much less (three per cent 13% among those whose family members served in the CAF and seven per cent of those who did not serve and have no family members who served).
- **Canadians most frequently favour balance between Canadian Armed Forces and civilian leadership** – Asked what the ideal relationship is between the Canadian Armed Forces and civilian leadership on a sliding scale from 0, Canadian Armed Forces take orders without questions and 10, civilian leadership follows advice from Canadian Armed Forces without question, 41 per cent of Canadians selected a middle range score (4 to 6 out of 10), while 30 per cent said Canadian Armed Forces should take orders without question (score of 0 to 3 out of 10) and 29 per cent say civilian leadership should follow advice from the Canadian Armed Forces without question.



Canadians most frequently say respect for human rights by the buyer is the most important factor when selling military equipment

- **Canadians most often say respect for human rights by the buyer is the most important factor when selling military equipment** – Nearly one third (31%) of Canadians say respect for human rights by buyer is the most important factor when it comes to selling military equipment to foreign countries, followed by 22 per cent who say respect for international law, 13 per cent who say development of Canadian technology and innovation, 11 per cent who say local jobs in Canada and 11 per cent who say maintaining good relations with allies. Fourteen per cent say Canada should not export military equipment.

These observations are based on an RDD dual frame (land- and cell-lines) hybrid telephone and online random survey of 1,504 Canadians, 18 years of age or older, conducted between August 21<sup>st</sup> and August 31<sup>st</sup>, 2020. The margin of error for this survey is  $\pm 2.5$  percentage points, 19 times out of 20.

The research was commissioned by the Canadian Defence and Security Network and was conducted by Nanos Research.



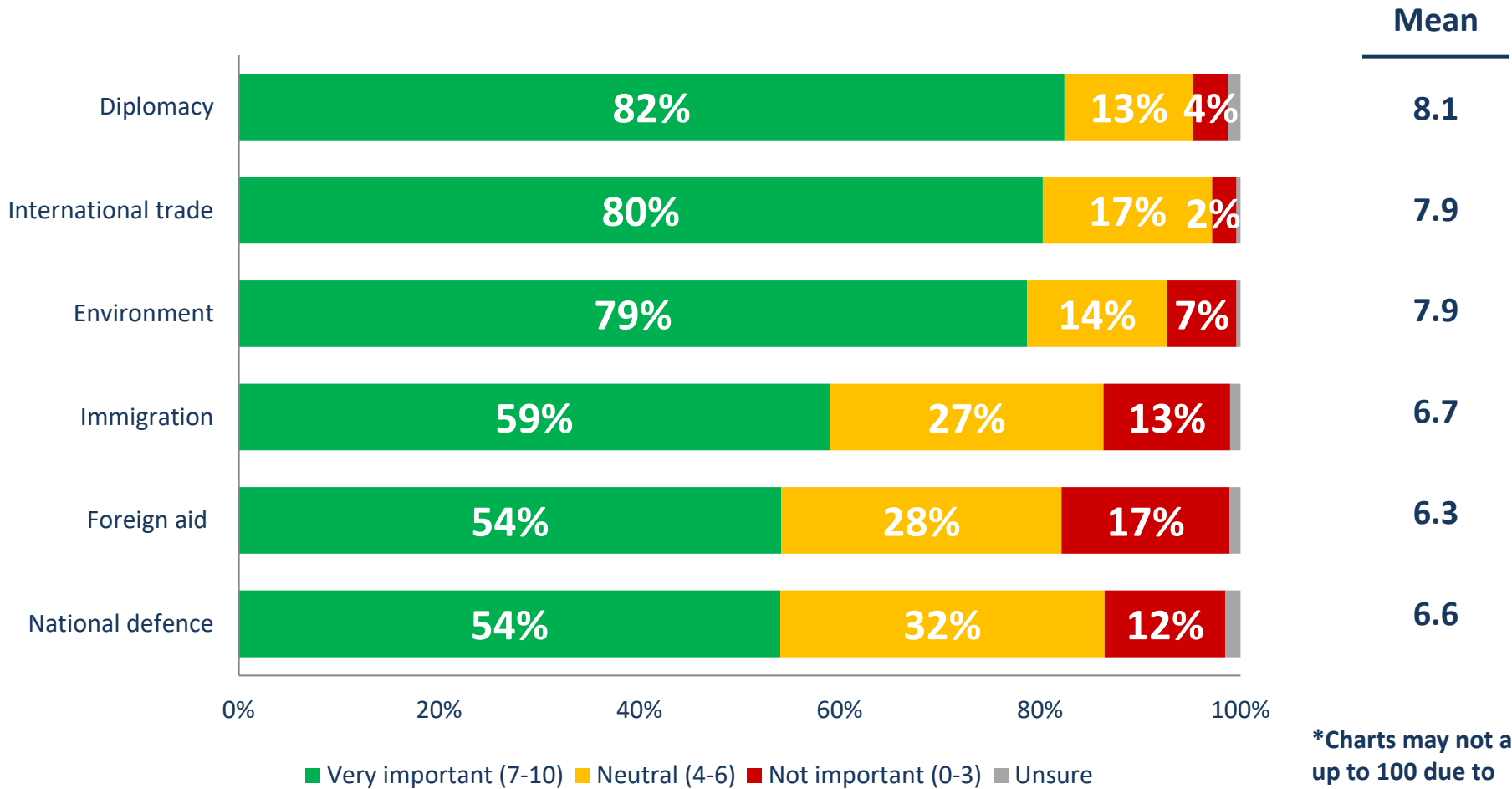
**“ *One in three Canadians view  
Canada’s role in the world as a  
peacekeeper.* ”**

**”**

Top mentions	Frequency (n=1407)
Peacekeepers/mediator/voice of reason	31.2%
A leader/ A decision maker	13.1%
Advocate for Human rights and freedom/A country that helps those in need	10.1%
An example/ role model of what countries should be	9.6%
An environmental leader/a leader in renewable energy, sustainable development	7.4%
Focus on ourselves/ protect and promote Canadian interests	7.2%
A model of democracy/ supporter of democracy	6.1%

**QUESTION** – What should be Canada's role in the world? \_\_\_[OPEN]

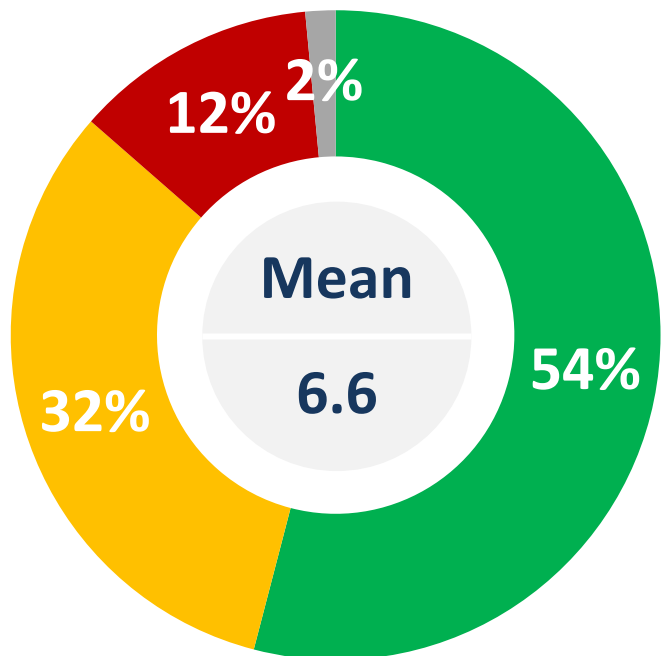
# Advancing Canada's place in the world



\*Charts may not add up to 100 due to rounding

**QUESTION** – How important, if at all, are the following to advancing Canada's place in the world? [RANDOMIZE]

# Importance of national defence to advancing Canada's place in the world



■ Very important (7-10) ■ Neutral (4-6) ■ Not important (0-3) ■ Unsure

**Mean**  
**6.6**

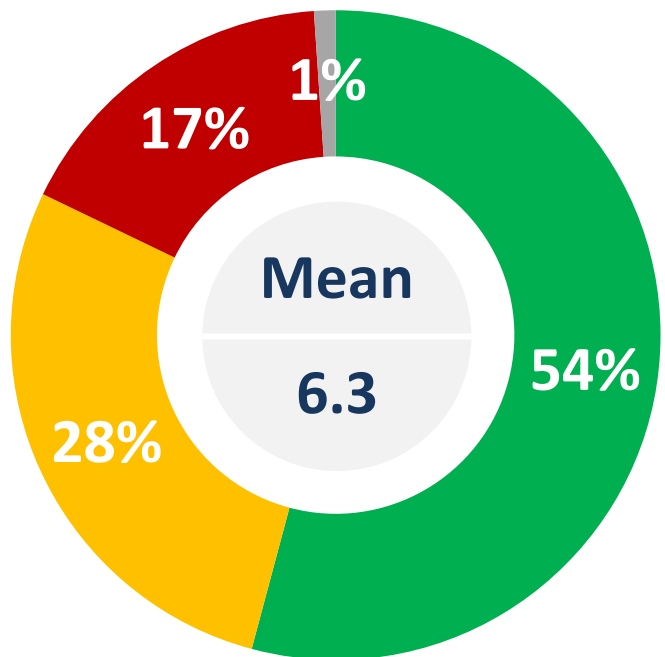
	Mean
Atlantic (n=152)	6.6
Quebec (n=371)	6.7
Ontario (n=445)	6.6
Prairies (n=291)	6.8
British Columbia (n=238)	6.2
Male (n=784)	6.5
Female (n=710)	6.7
18 to 34 (n=313)	6.2
35 to 54 (n=501)	6.5
55 plus (n=683)	7.0
I have served in CAF (n=96)	7.8
Family served in CAF (n=633)	6.9
Neither I nor family served in CAF (n=763)	6.3

\*Weighted to the true population proportion.  
\*Charts may not add up to 100 due to rounding.

**QUESTION** – How important, if at all, are the following to advancing Canada's place in the world? [RANDOMIZE]

## National defence

# Importance of foreign aid to advancing Canada's place in the world



■ Very important (7-10) ■ Neutral (4-6) ■ Not important (0-3) ■ Unsure

	Mean
Atlantic (n=153)	6.4
Quebec (n=370)	6.9
Ontario (n=442)	6.3
Prairies (n=294)	5.3
British Columbia (n=239)	6.4
Male (n=781)	5.7
Female (n=714)	6.8
18 to 34 (n=313)	6.1
35 to 54 (n=502)	6.0
55 plus (n=683)	6.6
I have served in CAF (n=96)	5.6
Family served in CAF (n=637)	6.3
Neither I nor family served in CAF (n=760)	6.3

\*Weighted to the true population proportion.

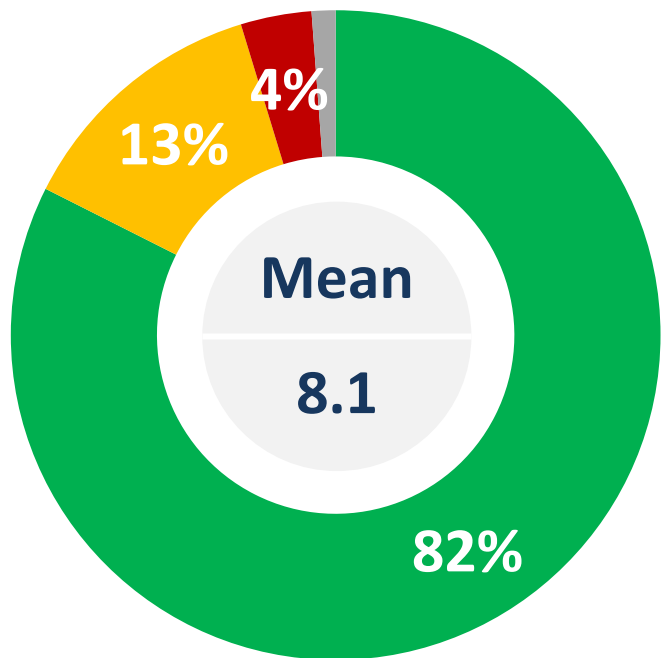
\*Charts may not add up to 100 due to rounding.

**QUESTION** – How important, if at all, are the following to advancing Canada's place in the world? [RANDOMIZE]

## Foreign Aid



# Importance of diplomacy advancing Canada's place in the world



	Mean
Atlantic (n=153)	8.1
Quebec (n=373)	8.4
Ontario (n=442)	8.2
Prairies (n=294)	7.6
British Columbia (n=239)	8.2
Male (n=784)	8.0
Female (n=714)	8.3
18 to 34 (n=313)	8.0
35 to 54 (n=503)	7.9
55 plus (n=685)	8.4
I have served in CAF (n=96)	8.3
Family served in CAF (n=633)	8.2
Neither I nor family served in CAF (n=768)	8.0

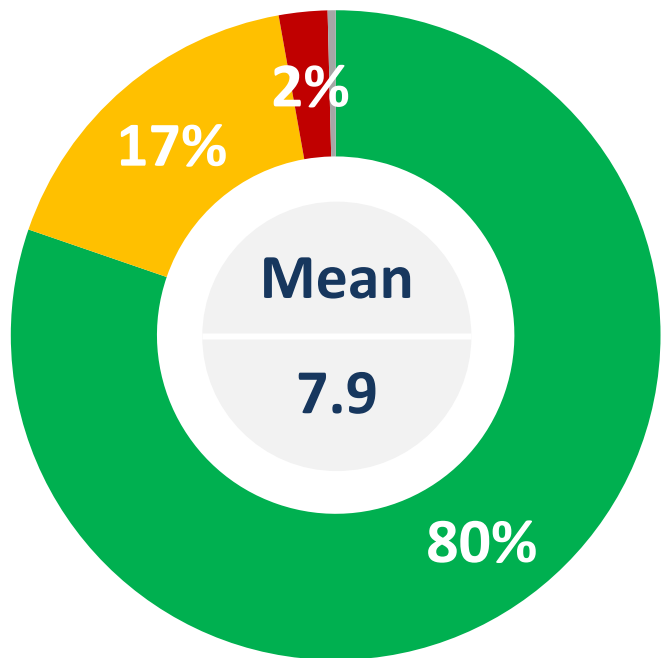
■ Very important (7-10)  
 ■ Neutral (4-6)  
 ■ Not important (0-3)  
 ■ Unsure

\*Weighted to the true population proportion.  
 \*Charts may not add up to 100 due to rounding.

**QUESTION** – How important, if at all, are the following to advancing Canada's place in the world? [RANDOMIZE]

## Diplomacy

# Importance of international trade to advancing Canada's place in the world



■ Very important (7-10) ■ Neutral (4-6) ■ Not important (0-3) ■ Unsure

	Mean
Atlantic (n=153)	7.8
Quebec (n=371)	8.1
Ontario (n=443)	8.0
Prairies (n=294)	7.9
British Columbia (n=238)	7.8
Male (n=781)	8.0
Female (n=715)	7.9
18 to 34 (n=313)	7.8
35 to 54 (n=502)	7.8
55 plus (n=684)	8.1
I have served in CAF (n=95)	8.2
Family served in CAF (n=635)	7.8
Neither I nor family served in CAF (n=763)	8.0

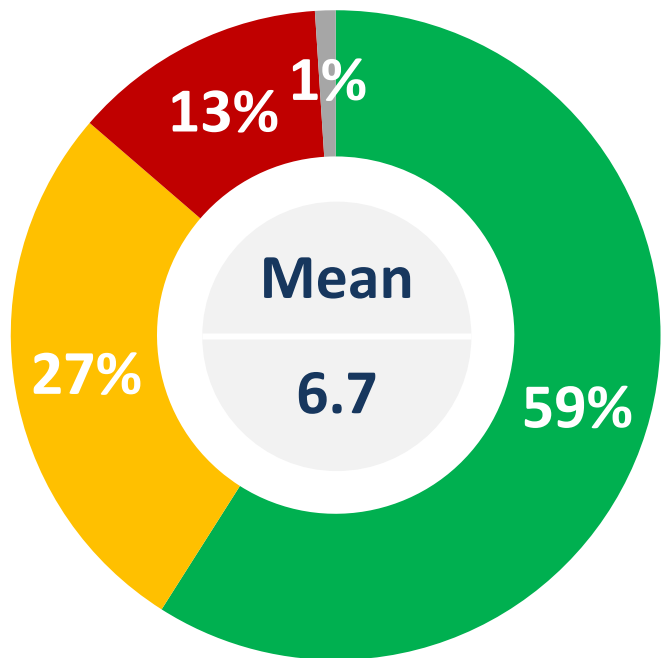
\*Weighted to the true population proportion.

\*Charts may not add up to 100 due to rounding.

**QUESTION** – How important, if at all, are the following to advancing Canada's place in the world? [RANDOMIZE]

## International trade

# Importance of immigration advancing to Canada's place in the world



■ Very important (7-10) ■ Neutral (4-6) ■ Not important (0-3) ■ Unsure

**Mean**  
**6.7**

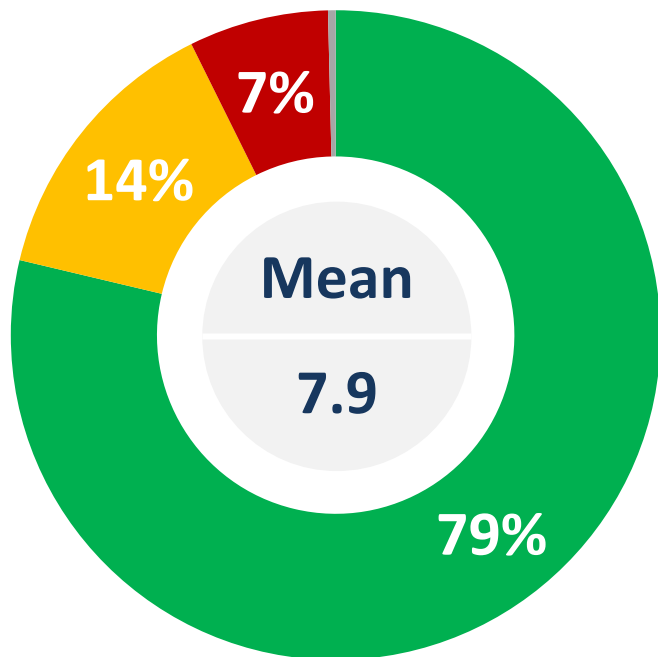
	Mean
Atlantic (n=153)	7.0
Quebec (n=372)	6.9
Ontario (n=444)	6.8
Prairies (n=293)	5.8
British Columbia (n=238)	6.8
Male (n=783)	6.2
Female (n=714)	7.1
18 to 34 (n=313)	6.6
35 to 54 (n=503)	6.5
55 plus (n=684)	6.9
I have served in CAF (n=96)	5.6
Family served in CAF (n=635)	6.5
Neither I nor family served in CAF (n=764)	6.9

\*Weighted to the true population proportion.  
\*Charts may not add up to 100 due to rounding.

**QUESTION** – How important, if at all, are the following to advancing Canada's place in the world? [RANDOMIZE]

## Immigration

# Importance of environment to advancing Canada's place in the world



■ Very important (7-10) ■ Neutral (4-6) ■ Not important (0-3) ■ Unsure

	Mean
Atlantic (n=152)	8.3
Quebec (n=373)	8.4
Ontario (n=442)	8.0
Prairies (n=294)	6.9
British Columbia (n=239)	8.1
Male (n=784)	7.3
Female (n=714)	8.5
18 to 34 (n=313)	8.0
35 to 54 (n=503)	7.8
55 plus (n=684)	8.0
I have served in CAF (n=96)	7.1
Family served in CAF (n=635)	7.9
Neither I nor family served in CAF (n=765)	8.0

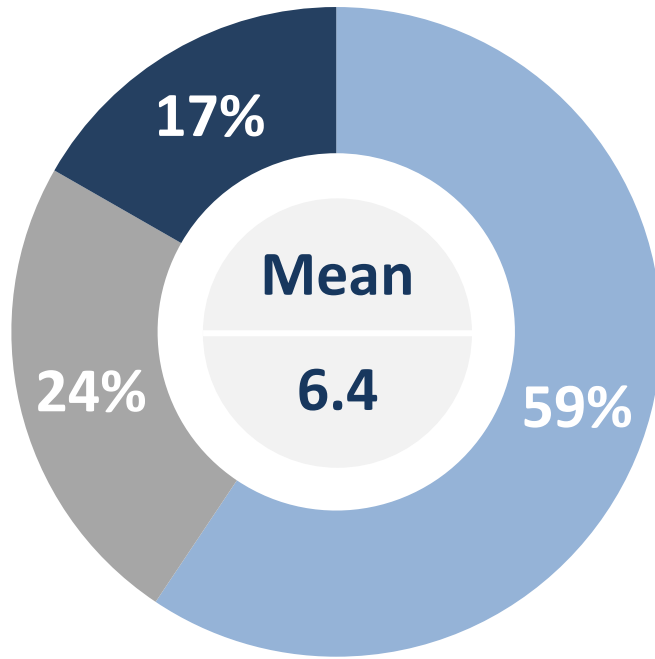
\*Weighted to the true population proportion.

\*Charts may not add up to 100 due to rounding.

**QUESTION** – How important, if at all, are the following to advancing Canada's place in the world? [RANDOMIZE]

## Environment

# Focus of Canada's foreign policy priority



- Promoting its values (7-10)
- Promoting its interests (0-3)
- Neutral (4-6)
- Unsure

	Mean
Atlantic (n=132)	6.4
Quebec (n=344)	6.8
Ontario (n=390)	6.3
Prairies (n=264)	5.8
British Columbia (n=210)	6.5
Male (n=709)	6.0
Female (n=630)	6.8
18 to 34 (n=278)	6.2
35 to 54 (n=440)	6.4
55 plus (n=622)	6.5
I have served in CAF (n=80)	5.7
Family served in CAF (n=572)	6.5
Neither I nor family served in CAF (n=682)	6.4

\*Weighted to the true population proportion.  
 \*Charts may not add up to 100 due to rounding.

**QUESTION** – Should Canada's foreign policy priority be more about promoting its interests or its values around the world? (Sliding scale 0 to 10 – to show trade-off)

# Values Canada should promote



Top mentions	Frequency (n=1386)
Inclusivity, fairness, equality	24.9%
Peace	13.1%
Human Rights	13.0%
Democracy	11.0%
Environment and climate change	7.1%
Freedom/Liberty	6.5%
Trade/commerce	2.6%

**QUESTION** – What values should Canada be promoting around the world, if any? \_\_\_\_ [OPEN]

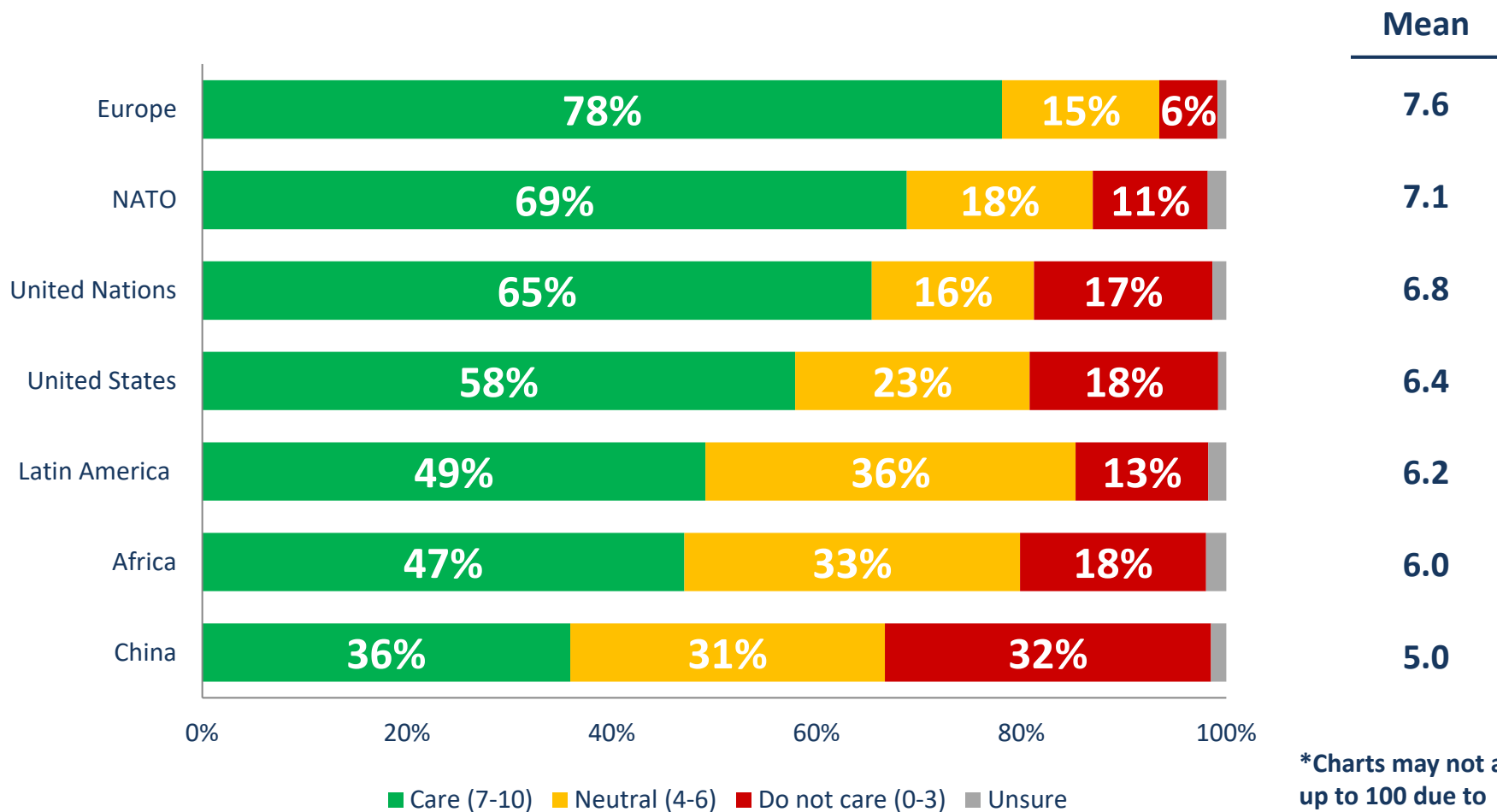
# Interests Canada should promote



Top mentions	Frequency (n=1282)
Trade and economic exchange	35.7%
Environmental responsibility and climate change	16.2%
Peace and diplomacy	7.8%
Oil and gas/natural resources/energy	5.9%
Equality and social justice	5.7%
National interests	3.4%
Democracy	2.7%

**QUESTION** – What interests should Canada be promoting around the world, if any? \_\_\_\_ [OPEN]

# Perception of Canada by other countries and organizations

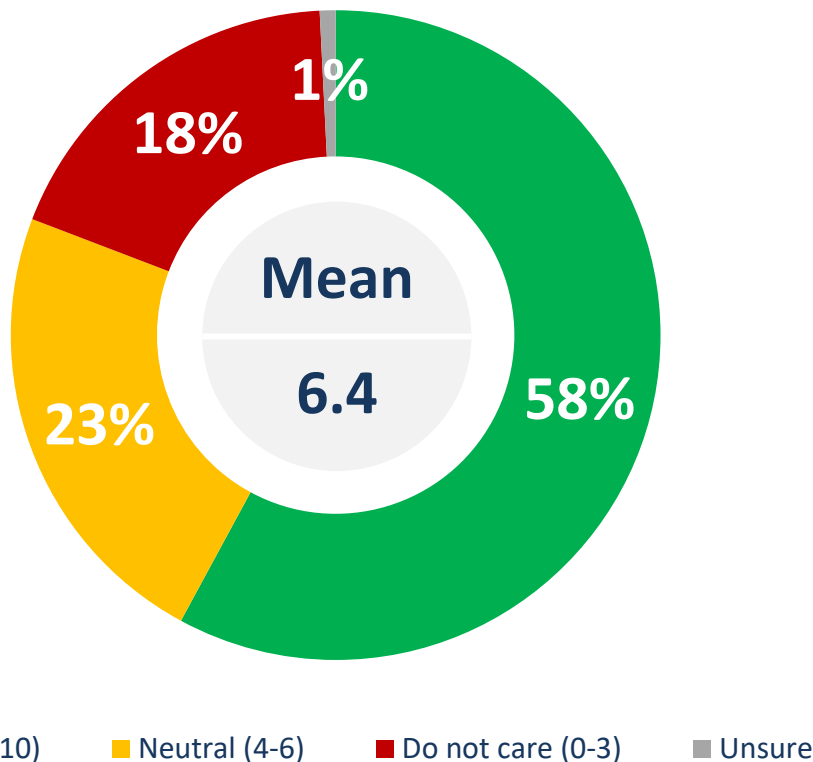


\*Charts may not add up to 100 due to rounding

**QUESTION** – How much do you care, if at all, about how Canada is viewed by the following countries or organizations?  
[RANDOMIZE]



# Level of care about the US' view of Canada



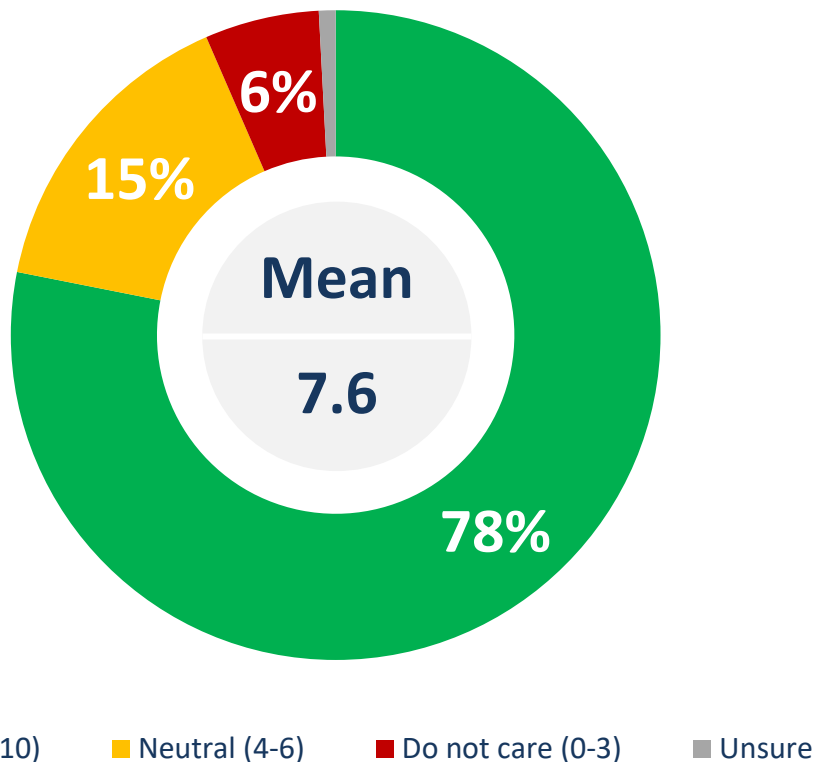
	Mean
Atlantic (n=153)	5.8
Quebec (n=374)	6.9
Ontario (n=445)	6.2
Prairies (n=294)	6.6
British Columbia (n=237)	6.2
Male (n=783)	6.8
Female (n=717)	6.0
18 to 34 (n=314)	6.3
35 to 54 (n=402)	6.2
55 plus (n=687)	6.6
I have served in CAF (n=96)	7.1
Family served in CAF (n=633)	6.3
Neither I nor family served in CAF (n=768)	6.4

\*Weighted to the true population proportion.  
 \*Charts may not add up to 100 due to rounding.

**QUESTION** – How much do you care, if at all, about how Canada is viewed by the following countries or organizations?  
 [RANDOMIZE]

## United States

# Level of care about Europe's view of Canada



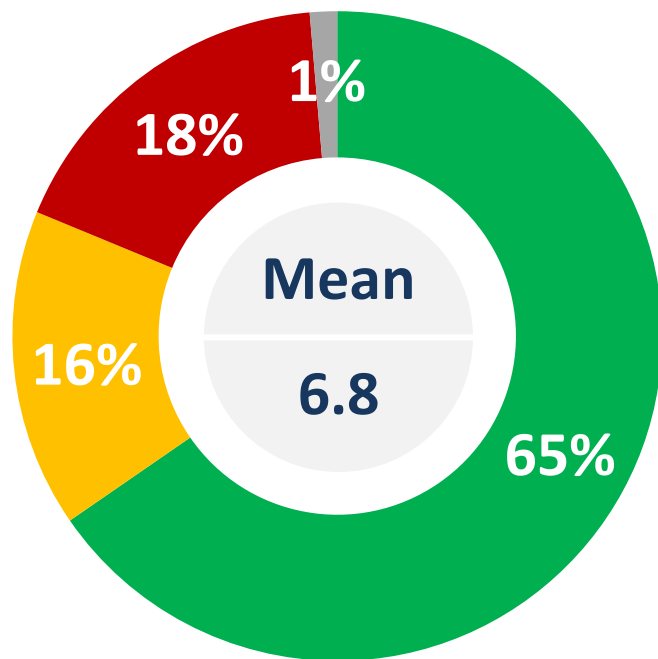
	Mean
Atlantic (n=152)	7.8
Quebec (n=374)	7.7
Ontario (n=444)	7.7
Prairies (n=294)	7.4
British Columbia (n=237)	7.6
Male (n=782)	7.4
Female (n=716)	7.8
18 to 34 (n=313)	7.4
35 to 54 (n=503)	7.4
55 plus (n=685)	8.0
I have served in CAF (n=96)	7.6
Family served in CAF (n=633)	7.7
Neither I nor family served in CAF (n=767)	7.6

\*Weighted to the true population proportion.  
 \*Charts may not add up to 100 due to rounding.

**QUESTION** – How much do you care, if at all, about how Canada is viewed by the following countries or organizations?  
 [RANDOMIZE]

## Europe

# Level of care about the United Nation's view of Canada



■ Care (7-10)   ■ Neutral (4-6)   ■ Not care (0-3)   ■ Unsure

	Mean
Atlantic (n=152)	7.1
Quebec (n=3742)	7.3
Ontario (n=445)	7.0
Prairies (n=294)	5.6
British Columbia (n=237)	6.8
Male (n=780)	6.0
Female (n=716)	7.5
18 to 34 (n=313)	7.3
35 to 54 (n=505)	6.5
55 plus (n=682)	7.2
I have served in CAF(n=95)	5.8
Family served in CAF (n=634)	6.9
Neither I nor family served in CAF (n=765)	6.8

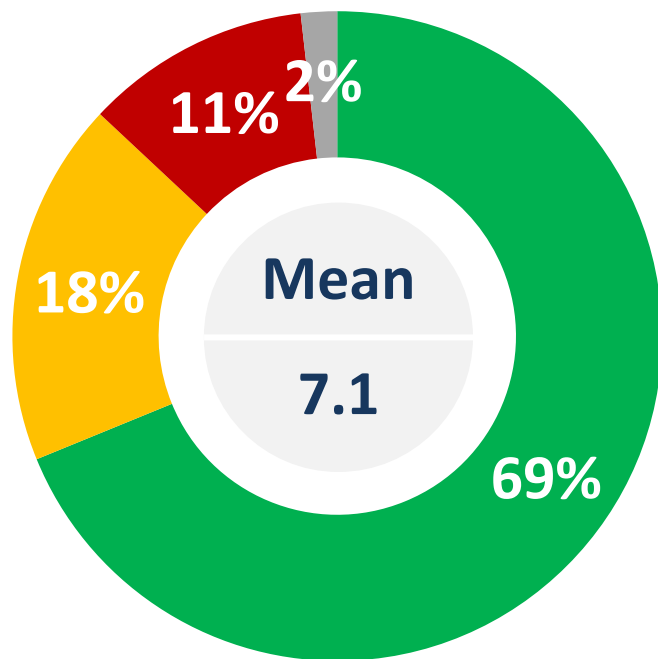
\*Weighted to the true population proportion.

\*Charts may not add up to 100 due to rounding.

**QUESTION** – How much do you care, if at all, about how Canada is viewed by the following countries or organizations?  
[RANDOMIZE]

## United Nation

# Level of care about NATO's view of Canada



■ Care (7-10)    
 ■ Neutral (4-6)    
 ■ Not care (0-3)    
 ■ Unsure

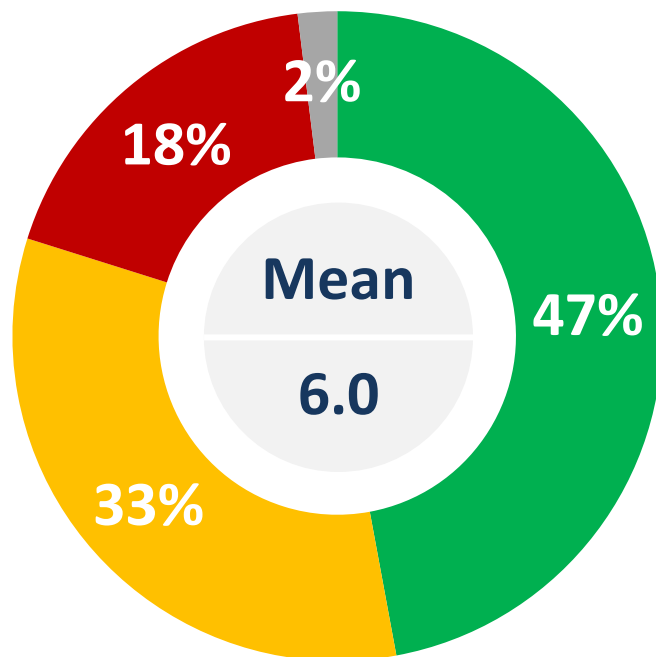
	Mean
Atlantic (n=150)	7.4
Quebec (n=372)	7.1
Ontario (n=443)	7.3
Prairies (n=292)	6.8
British Columbia (n=237)	7.0
Male (n=777)	6.9
Female (n=714)	7.3
18 to 34 (n=313)	6.5
35 to 54 (n=501)	7.0
55 plus (n=680)	7.7
I have served in CAF (n=94)	7.7
Family served in CAF (n=630)	7.3
Neither I nor family served in CAF (n=763)	7.0

\*Weighted to the true population proportion.  
 \*Charts may not add up to 100 due to rounding.

**QUESTION** – How much do you care, if at all, about how Canada is viewed by the following countries or organizations?  
[RANDOMIZE]

## NATO

# Level of care about Africa's view of Canada



■ Care (7-10)   ■ Neutral (4-6)   ■ Not care (0-3)   ■ Unsure

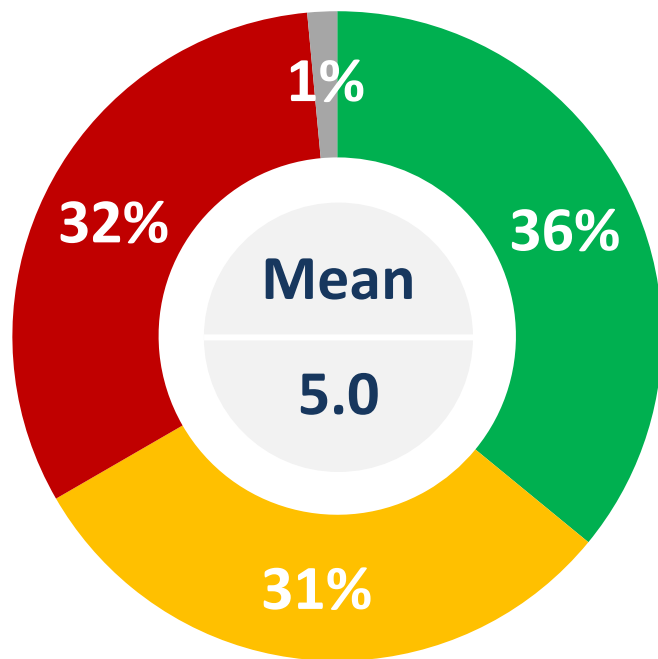
	Mean
Atlantic (n=151)	6.3
Quebec (n=373)	6.2
Ontario (n=445)	6.1
Prairies (n=293)	5.3
British Columbia (n=237)	5.9
Male (n=782)	5.5
Female (n=714)	6.4
18 to 34 (n=314)	5.8
35 to 54 (n=502)	5.7
55 plus (n=683)	6.3
I have served in CAF (n=96)	5.2
Family served in CAF (n=632)	6.0
Neither I nor family served in CAF (n=766)	6.0

\*Weighted to the true population proportion.  
\*Charts may not add up to 100 due to rounding.

**QUESTION** – How much do you care, if at all, about how Canada is viewed by the following countries or organizations?  
[RANDOMIZE]

## Africa

# Level of care about China's view of Canada



■ Care (7-10)   ■ Neutral (4-6)   ■ Not care (0-3)   ■ Unsure

	Mean
Atlantic (n=153)	5.0
Quebec (n=372)	5.8
Ontario (n=445)	4.9
Prairies (n=292)	4.2
British Columbia (n=236)	4.6
Male (n=782)	4.5
Female (n=713)	5.5
18 to 34 (n=312)	4.7
35 to 54 (n=503)	4.9
55 plus (n=683)	5.2
I have served in CAF (n=96)	4.0
Family served in CAF (n=633)	4.9
Neither I nor family served in CAF (n=764)	5.1

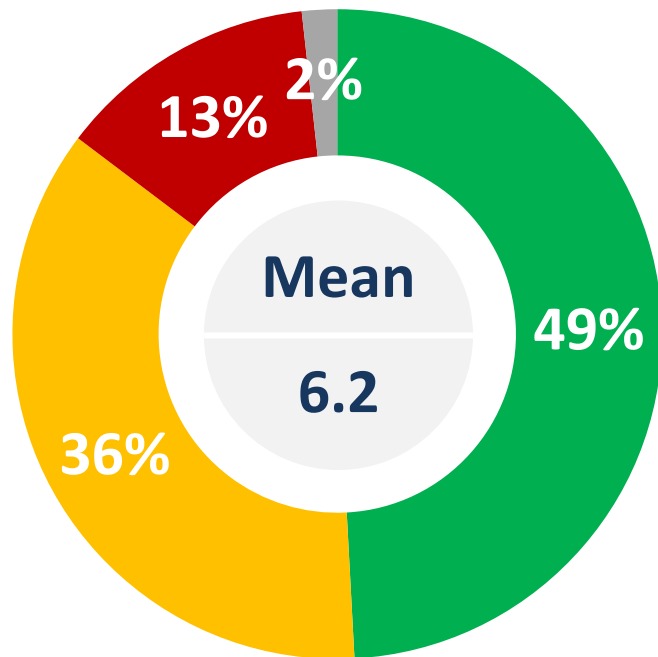
\*Weighted to the true population proportion.

\*Charts may not add up to 100 due to rounding.

**QUESTION** – How much do you care, if at all, about how Canada is viewed by the following countries or organizations?  
[RANDOMIZE]

## China

# Level of care about Latin America's view of Canada



■ Care (7-10)   ■ Neutral (4-6)   ■ Not care (0-3)   ■ Unsure

	Mean
Atlantic (n=153)	6.5
Quebec (n=373)	6.3
Ontario (n=445)	6.3
Prairies (n=292)	5.9
British Columbia (n=238)	6.3
Male (n=782)	6.0
Female (n=716)	6.5
18 to 34 (n=314)	6.1
35 to 54 (n=502)	6.1
55 plus (n=685)	6.4
I have served in CAF (n=95)	5.8
Family served in CAF (n=634)	6.3
Neither I nor family served in CAF (n=767)	6.2

\*Weighted to the true population proportion.  
\*Charts may not add up to 100 due to rounding.

**QUESTION** – How much do you care, if at all, about how Canada is viewed by the following countries or organizations?  
[RANDOMIZE]

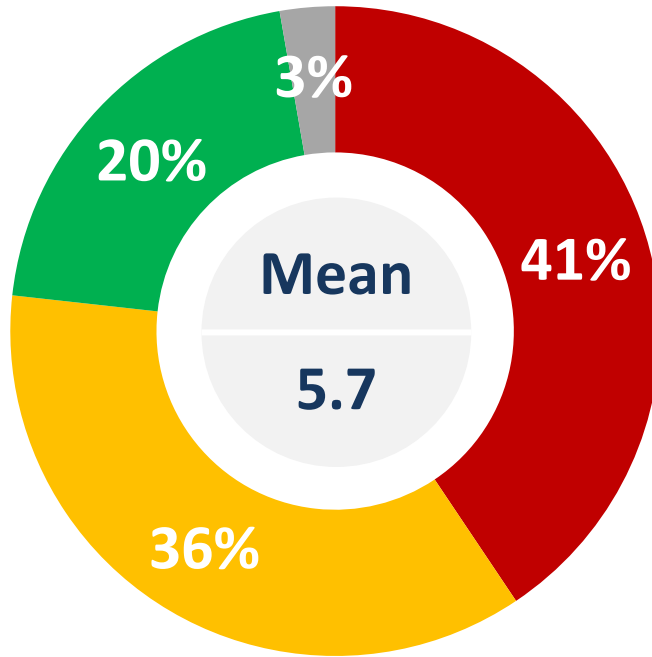
## Latin America

**“** *Canadians most often cite China and the US/Trump as the most important international threats to Canada that concerns them.*

**”**



# Canada facing international threats



■ To a high degree (7-10)   
 ■ Neutral (4-6)   
 ■ Not at all (0-3)   
 ■ Unsure

	Mean
Atlantic (n=154)	5.5
Quebec (n=374)	5.3
Ontario (n=443)	5.8
Prairies (n=294)	6.1
British Columbia (n=239)	5.7
Male (n=785)	5.8
Female (n=716)	5.6
18 to 34 (n=312)	5.2
35 to 54 (n=504)	5.7
55 plus (n=688)	6.0
I have served in CAF (n=95)	6.3
Family served in CAF (n=633)	6.0
Neither I nor family served in CAF (n=769)	5.5

\*Weighted to the true population proportion.

\*Charts may not add up to 100 due to rounding.

**QUESTION** – To what extent, if at all, do you think Canada faces international threats?

# Most important threats to Canada



	Most important threat (n=1450)	Second most important threat (n=1355)
China	21.8%	11.7%
The US/Trump	17.4%	13.8%
Cyber attacks	10.1%	5.6%
Terrorism	7.1%	6.1%
Trade wars	6.6%	9.4%
Climate change/the environment	5.8%	5.3%
Unsure	1.0%	2.5%

**QUESTION** – What is the most important international threat to Canada, if any, that concerns you? \_\_\_ [OPEN]  
What is the second most important international threat to Canada, if any, that concerns you? \_\_\_ [OPEN]

# Most important threats to Canada in the future



	Frequency (n=1344)
China	14.7%
Climate change/the environment	13.4%
Cyber attacks	7.9%
The US/Trump	6.9%
Trade wars	5.7%
Terrorism	4.8%
Unsure	5.1%

**QUESTION** – What do you think are the greatest international threats Canada will face, if any, in 10 years? \_\_ [OPEN]

# ROLE OF THE CANADIAN ARMED FORCES AND MILITARY INTERVENTIONS



**“ Just under 4 in 10 Canadians cite  
peacekeeping as the most  
appropriate role for the Canadian  
Armed Forces**

**”**

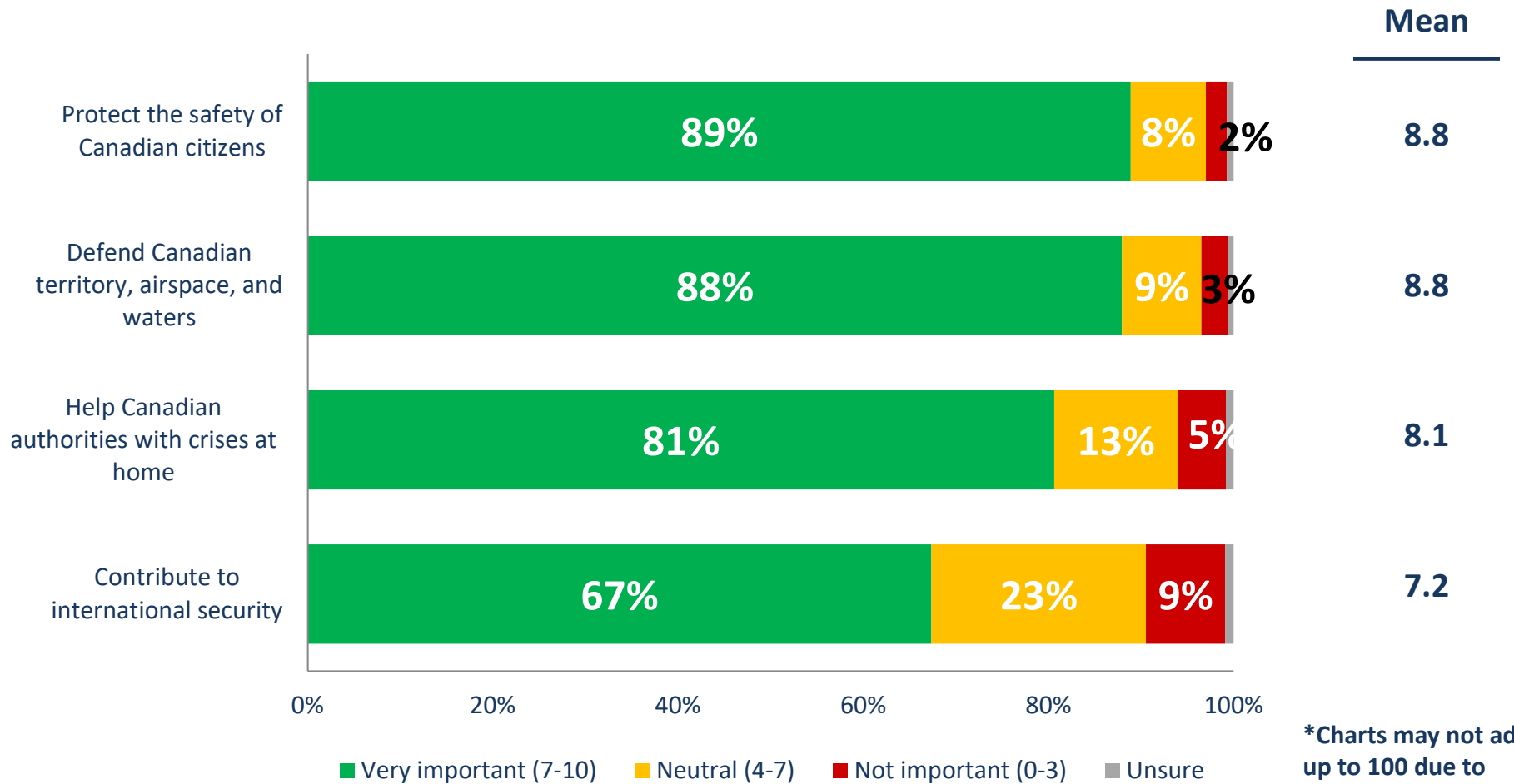
# Appropriate role for the CAF



	Frequency (n=1455)
Peacekeeping	39.8%
Defend Canada (Canadian territory, airspace, and waters)/protecting Canadians	34.5%
Support NATO missions/allies	6.9%
Focus on helping Canadians in Canada	6.6%
Humanitarian aid/disaster relief	5.4%
Fight/be well trained	2.0%
Unsure	1.0%

**QUESTION** – In your opinion, what’s the most appropriate role for the Canadian Armed Forces? \_\_[OPEN]

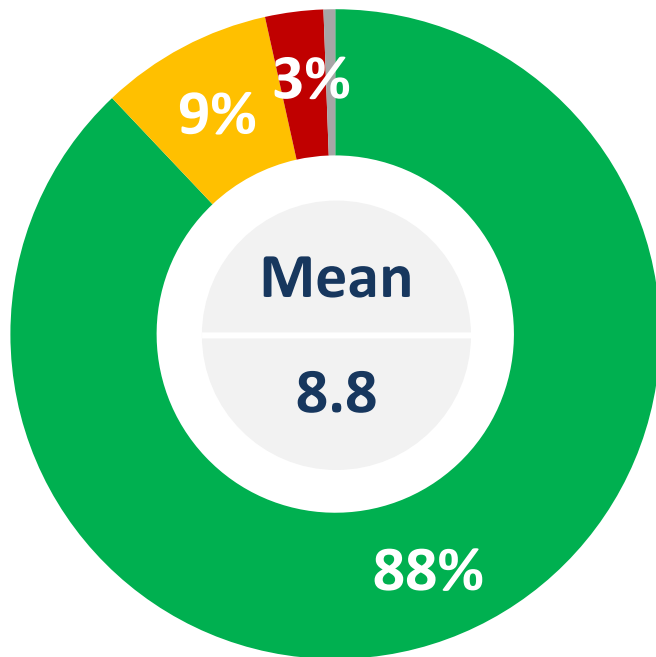
# Importance of CAF priorities



\*Charts may not add up to 100 due to rounding

**QUESTION** – In your opinion, how important, if at all, should the following priorities be for the Canadian Armed Forces? [RANDOMIZE]

# Importance of CAF defending Canadian territory



■ Very important (7-10)  
 ■ Neutral (4-6)  
 ■ Not important (0-3)  
 ■ Unsure

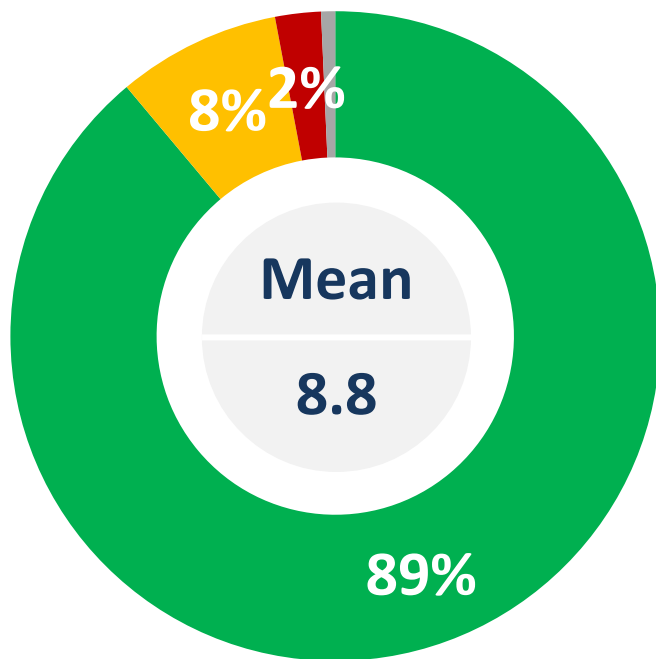
	Mean
Atlantic (n=153)	8.8
Quebec (n=374)	8.6
Ontario (n=445)	8.9
Prairies (n=294)	8.9
British Columbia (n=239)	8.6
Male (n=786)	8.8
Female (n=716)	8.7
18 to 34 (n=313)	8.5
35 to 54 (n=503)	8.7
55 plus (n=689)	9.0
I have served in CAF (n=96)	9.5
Family served in CAF (n=637)	8.9
Neither I nor family served in CAF (n=768)	8.6

\*Weighted to the true population proportion.  
 \*Charts may not add up to 100 due to rounding.

**QUESTION** – In your opinion, how important, if at all, should the following priorities be for the Canadian Armed Forces? [RANDOMIZE]

## Defend Canadian territory, airspace, and waters

# Importance of CAF protecting the safety of Canadians



■ Very important (7-10)  
 ■ Neutral (4-6)  
 ■ Not important (0-3)  
 ■ Unsure

	Mean
Atlantic (n=153)	8.8
Quebec (n=372)	8.9
Ontario (n=443)	8.8
Prairies (n=293)	9.0
British Columbia (n=238)	8.5
Male (n=783)	8.8
Female (n=713)	8.9
18 to 34 (n=313)	8.7
35 to 54 (n=500)	8.8
55 plus (n=686)	8.9
I have served in CAF (n=96)	9.0
Family served in CAF (n=633)	8.8
Neither I nor family served in CAF (n=766)	8.8

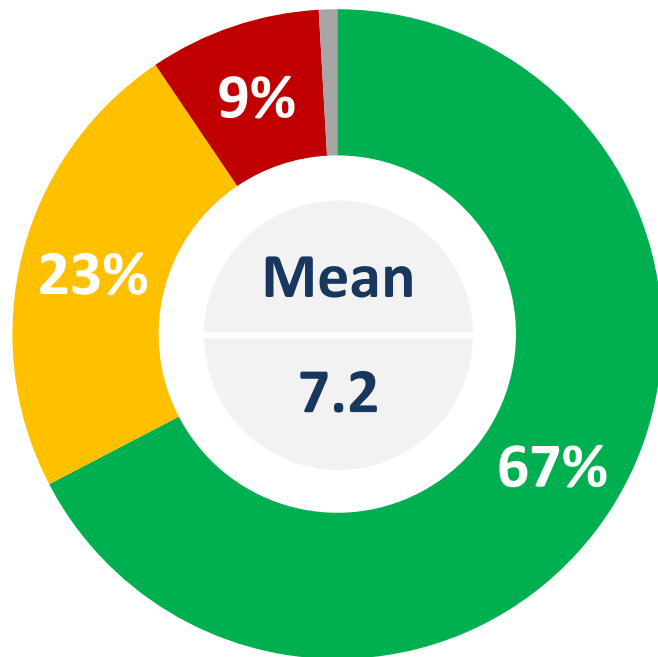
\*Weighted to the true population proportion.  
 \*Charts may not add up to 100 due to rounding.

**QUESTION** – In your opinion, how important, if at all, should the following priorities be for the Canadian Armed Forces? [RANDOMIZE]

## Protect the safety of Canadian citizens



# Importance of CAF contributing to international security



■ Very important (7-10)   
 ■ Neutral (4-6)   
 ■ Not important (0-3)   
 ■ Unsure

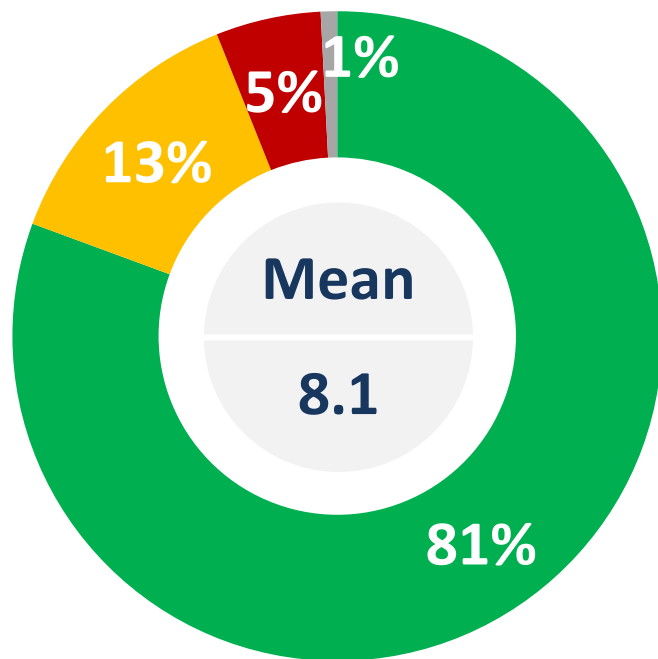
	Mean
Atlantic (n=154)	7.1
Quebec (n=372)	7.5
Ontario (n=441)	7.3
Prairies (n=294)	6.7
British Columbia (n=239)	7.1
Male (n=783)	7.0
Female (n=714)	7.4
18 to 34 (n=313)	6.8
35 to 54 (n=500)	7.0
55 plus (n=687)	7.6
I have served in CAF (n=95)	7.9
Family served in CAF (n=634)	7.4
Neither I nor family served in CAF (n=765)	7.0

\*Weighted to the true population proportion.  
 \*Charts may not add up to 100 due to rounding.

**QUESTION** – In your opinion, how important, if at all, should the following priorities be for the Canadian Armed Forces? [RANDOMIZE]

## Contribute to international security

# Importance of CAF helping Canadian authorities



■ Very important (7-10)   
 ■ Neutral (4-6)   
 ■ Not important (0-3)   
 ■ Unsure

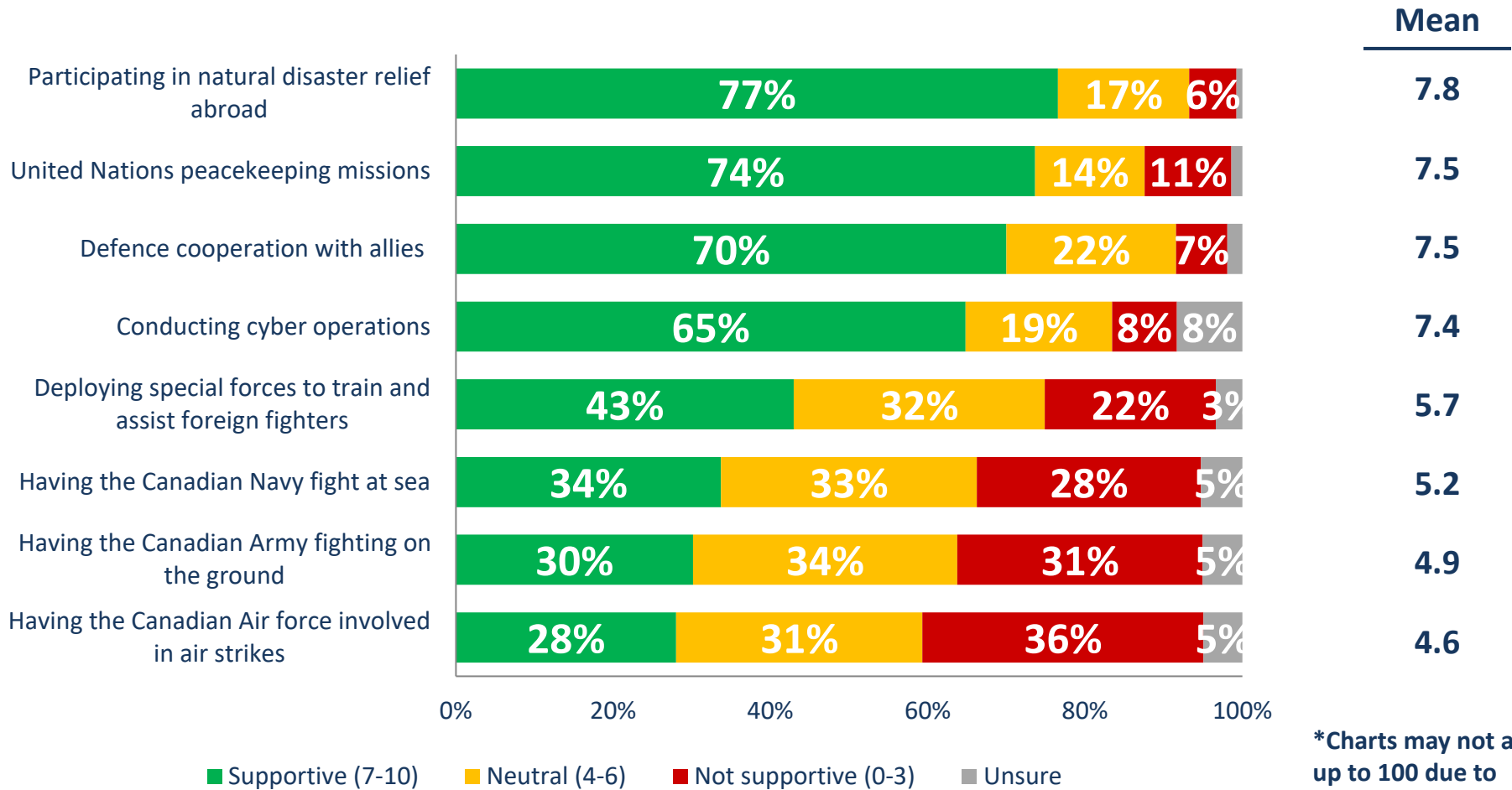
	Mean
Atlantic (n=153)	8.4
Quebec (n=373)	8.6
Ontario (n=445)	8.1
Prairies (n=294)	7.8
British Columbia (n=239)	7.9
Male (n=786)	7.9
Female (n=715)	8.4
18 to 34 (n=313)	7.9
35 to 54 (n=502)	8.2
55 plus (n=689)	8.3
I have served in CAF(n=96)	8.3
Family served in CAF (n=637)	8.2
Neither I nor family served in CAF (n=767)	8.1

**QUESTION** – In your opinion, how important, if at all, should the following priorities be for the Canadian Armed Forces? [RANDOMIZE]

\*Weighted to the true population proportion.  
 \*Charts may not add up to 100 due to rounding.

## Help Canadian authorities with crises at home

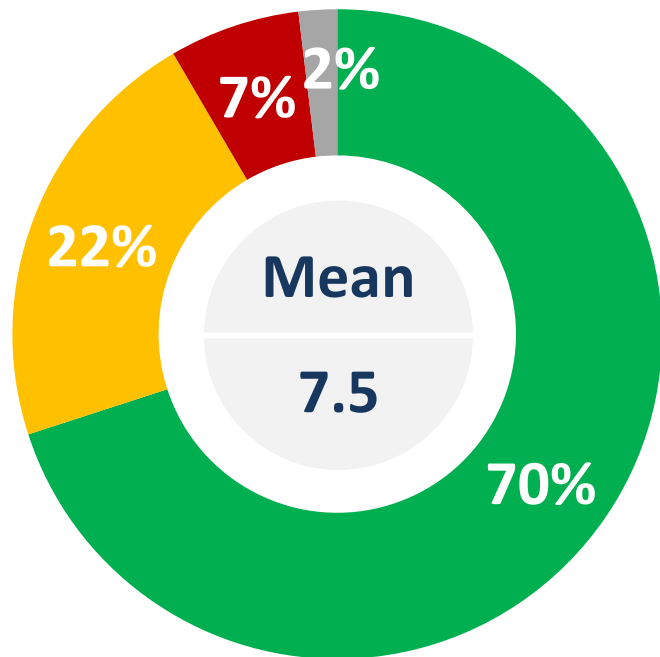
# Support for CAF international missions



\*Charts may not add up to 100 due to rounding

**QUESTION** – How supportive, if at all, are you of the following types of Canadian Forces international missions?  
[RANDOMIZE]

# Support for defence cooperation with allies



■ Supportive (7-10)   ■ Neutral (4-6)   ■ Not supportive (0-3)   ■ Unsure

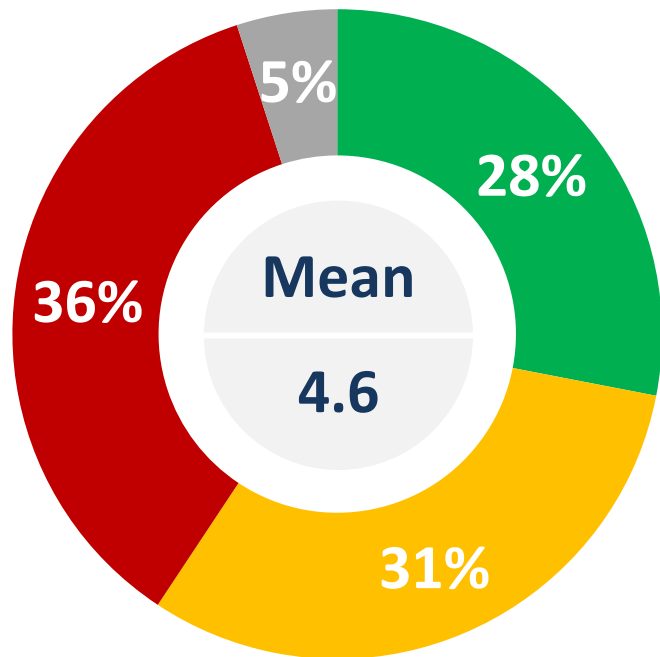
	Mean
Atlantic (n=152)	7.4
Quebec (n=372)	7.3
Ontario (n=444)	7.7
Prairies (n=293)	7.4
British Columbia (n=239)	7.3
Male (n=783)	7.7
Female (n=714)	7.3
18 to 34 (n=313)	7.2
35 to 54 (n=502)	7.3
55 plus (n=685)	7.8
I have served in CAF(n=96)	8.4
Family served in CAF (n=634)	7.8
Neither I nor family served in CAF (n=766)	7.2

**QUESTION** – How supportive, if at all, are you of the following types of Canadian Forces international missions? [RANDOMIZE]

\*Weighted to the true population proportion.  
\*Charts may not add up to 100 due to rounding.

## Defense cooperation with allies

# Support for air strikes



■ Supportive (7-10)   ■ Neutral (4-6)   ■ Not supportive (0-3)   ■ Unsure

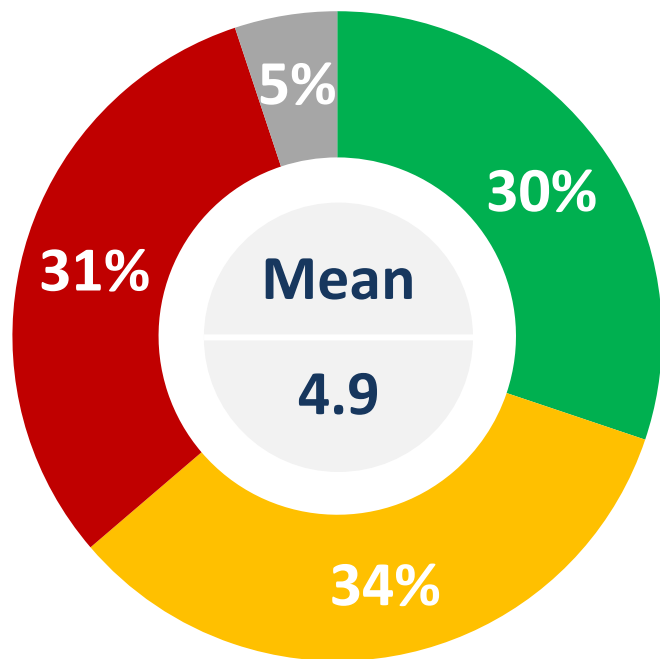
	Mean
Atlantic (n=152)	4.6
Quebec (n=374)	4.4
Ontario (n=443)	4.6
Prairies (n=294)	4.9
British Columbia (n=238)	4.5
Male (n=784)	5.0
Female (n=714)	4.2
18 to 34 (n=313)	4.3
35 to 54 (n=502)	4.9
55 plus (n=686)	4.6
I have served in CAF (n=96)	6.6
Family served in CAF (n=634)	5.0
Neither I nor family served in CAF (n=767)	4.1

**QUESTION** – How supportive, if at all, are you of the following types of Canadian Forces international missions? [RANDOMIZE]

\*Weighted to the true population proportion.  
\*Charts may not add up to 100 due to rounding.

## Having the Canadian Air force involved in air strikes

# Support for having CAF fighting on the ground



■ Supportive (7-10) ■ Neutral (4-6) ■ Not supportive (0-3) ■ Unsure

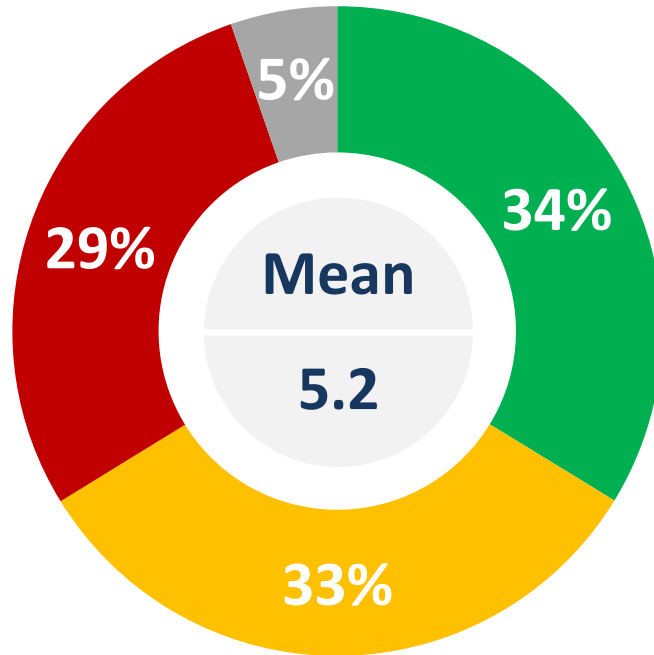
	Mean
Atlantic (n=152)	4.7
Quebec (n=371)	4.8
Ontario (n=444)	5.0
Prairies (n=294)	5.2
British Columbia (n=237)	4.6
Male (n=780)	5.1
Female (n=715)	4.7
18 to 34 (n=312)	4.9
35 to 54 (n=501)	5.1
55 plus (n=685)	4.7
I have served in CAF(n=94)	6.8
Family served in CAF (n=634)	5.2
Neither I nor family served in CAF (n=765)	4.6

**QUESTION** – How supportive, if at all, are you of the following types of Canadian Forces international missions? [RANDOMIZE]

\*Weighted to the true population proportion.  
\*Charts may not add up to 100 due to rounding.

## Having the Canadian Army fighting on the ground

# Support for having the Canadian Navy fighting at sea



■ Supportive (7-10)   ■ Neutral (4-6)   ■ Not supportive (0-3)   ■ Unsure

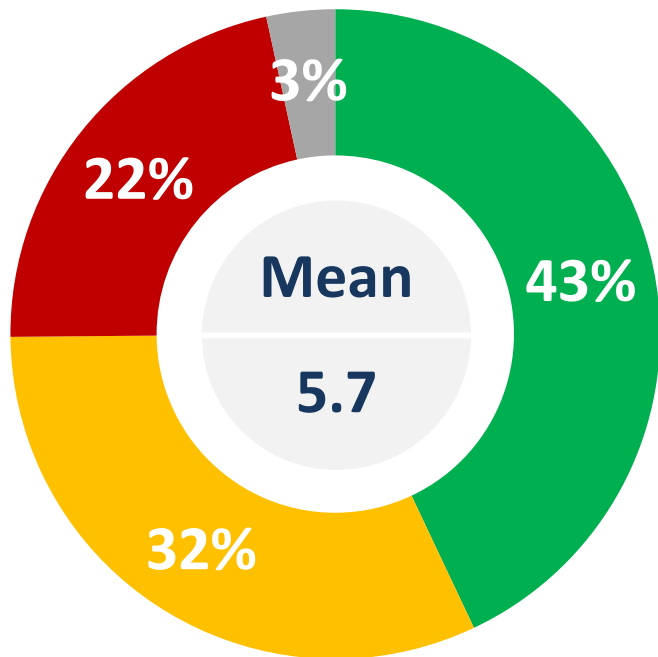
	Mean
Atlantic (n=150)	5.3
Quebec (n=373)	4.9
Ontario (n=442)	5.2
Prairies (n=294)	5.4
British Columbia (n=238)	5.0
Male (n=779)	5.4
Female (n=715)	4.9
18 to 34 (n=312)	5.1
35 to 54 (n=503)	5.5
55 plus (n=682)	4.9
I have served in CAF(n=96)	6.8
Family served in CAF (n=631)	5.4
Neither I nor family served in CAF (n=766)	4.8

**QUESTION** – How supportive, if at all, are you of the following types of Canadian Forces international missions? [RANDOMIZE]

\*Weighted to the true population proportion.  
\*Charts may not add up to 100 due to rounding.

## Having the Canadian Navy fight at sea

# Support for having special forces deployed to train foreign fighters



■ Supportive (7-10)   ■ Neutral (4-6)   ■ Not supportive (0-3)   ■ Unsure

	Mean
Atlantic (n=152)	5.8
Quebec (n=372)	5.7
Ontario (n=445)	5.9
Prairies (n=293)	5.6
British Columbia (n=238)	5.5
Male (n=782)	5.8
Female (n=715)	5.7
18 to 34 (n=313)	5.4
35 to 54 (n=501)	5.6
55 plus (n=686)	6.1
I have served in CAF (n=96)	6.7
Family served in CAF (n=633)	6.0
Neither I nor family served in CAF (n=767)	5.5

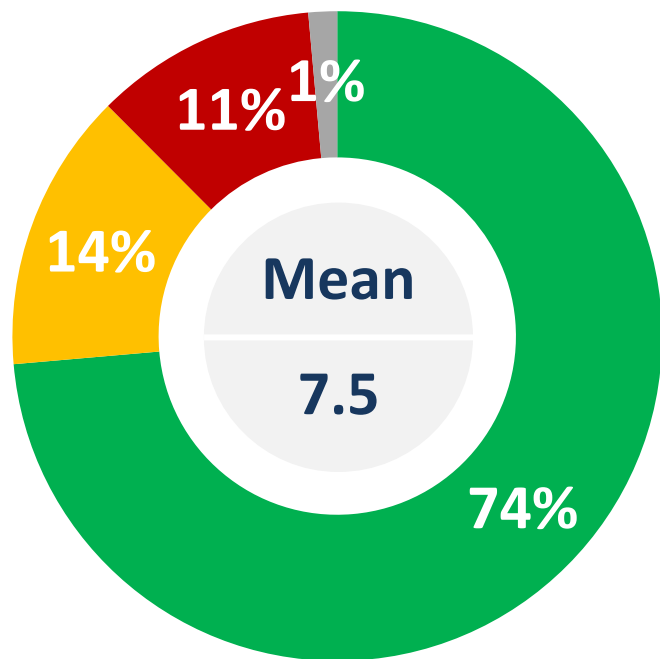
**QUESTION** – How supportive, if at all, are you of the following types of Canadian Forces international missions? [RANDOMIZE]

\*Weighted to the true population proportion.  
\*Charts may not add up to 100 due to rounding.

## Deploying special forces to train and assist foreign fighters



# Support for United Nations peacekeeping missions



■ Supportive (7-10)   ■ Neutral (4-6)   ■ Not supportive (0-3)   ■ Unsure

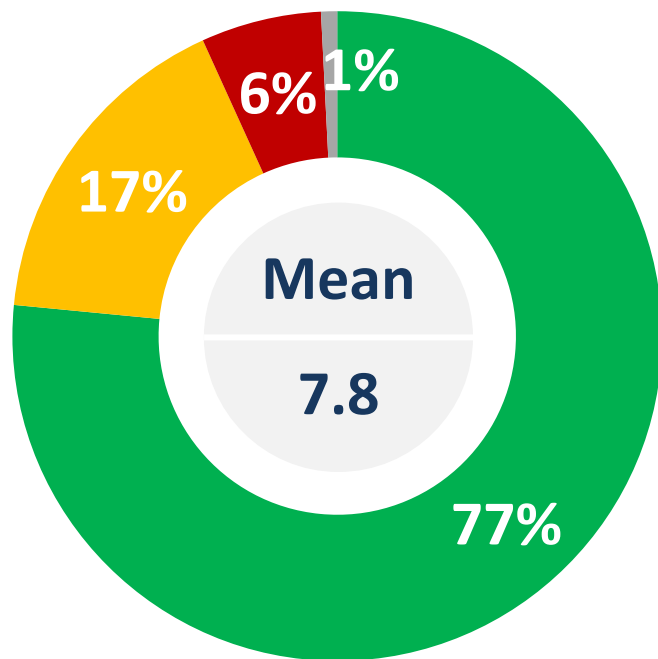
	Mean
Atlantic (n=152)	7.8
Quebec (n=374)	7.8
Ontario (n=445)	7.7
Prairies (n=294)	6.9
British Columbia (n=238)	7.5
Male (n=784)	7.2
Female (n=716)	7.9
18 to 34 (n=313)	7.2
35 to 54 (n=503)	7.3
55 plus (n=687)	8.0
I have served in CAF(n=96)	7.1
Family served in CAF (n=635)	7.7
Neither I nor family served in CAF (n=768)	7.5

**QUESTION** – How supportive, if at all, are you of the following types of Canadian Forces international missions? [RANDOMIZE]

\*Weighted to the true population proportion.  
\*Charts may not add up to 100 due to rounding.

## United Nations peacekeeping missions

# Support for participating in natural disaster relief



■ Supportive (7-10)   ■ Neutral (4-6)   ■ Not supportive (0-3)   ■ Unsure

	Mean
Atlantic (n=150)	7.7
Quebec (n=374)	8.2
Ontario (n=441)	7.8
Prairies (n=299)	7.2
British Columbia (n=237)	7.8
Male (n=779)	7.4
Female (n=714)	8.2
18 to 34 (n=311)	7.7
35 to 54 (n=503)	7.6
55 plus (n=682)	8.0
I have served in CAF (n=95)	7.3
Family served in CAF (n=630)	7.8
Neither I nor family served in CAF (n=766)	7.8

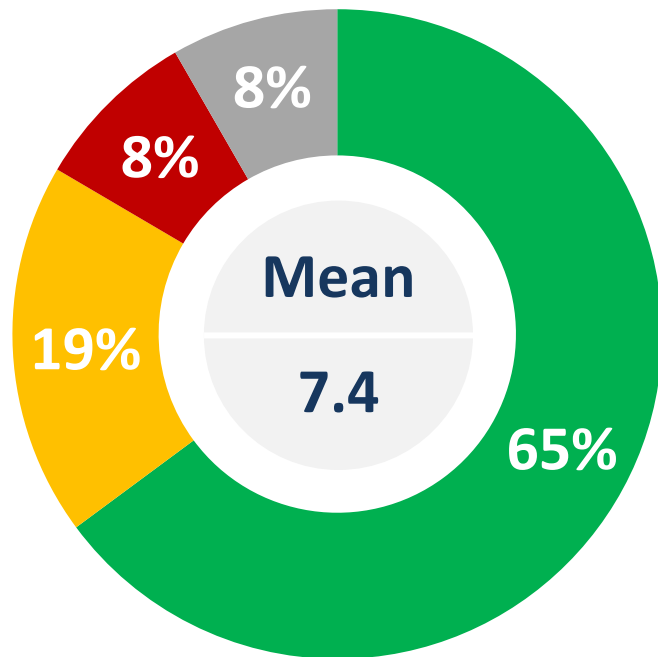
\*Weighted to the true population proportion.

\*Charts may not add up to 100 due to rounding.

**QUESTION** – How supportive, if at all, are you of the following types of Canadian Forces international missions?  
[RANDOMIZE]

## Participating in natural disaster relief abroad

# Support for conducting cyber operations



■ Supportive (7-10)   ■ Neutral (4-6)   ■ Not supportive (0-3)   ■ Unsure

	Mean
Atlantic (n=151)	7.1
Quebec (n=370)	7.0
Ontario (n=444)	7.7
Prairies (n=292)	7.8
British Columbia (n=233)	7.2
Male (n=779)	7.5
Female (n=711)	7.3
18 to 34 (n=312)	7.4
35 to 54 (n=501)	7.4
55 plus (n=680)	7.5
I have served in CAF(n=95)	7.9
Family served in CAF (n=628)	7.6
Neither I nor family served in CAF (n=765)	7.3

\*Weighted to the true population proportion.

\*Charts may not add up to 100 due to rounding.

**QUESTION** – How supportive, if at all, are you of the following types of Canadian Forces international missions?  
[RANDOMIZE]

## Conducting cyber operations



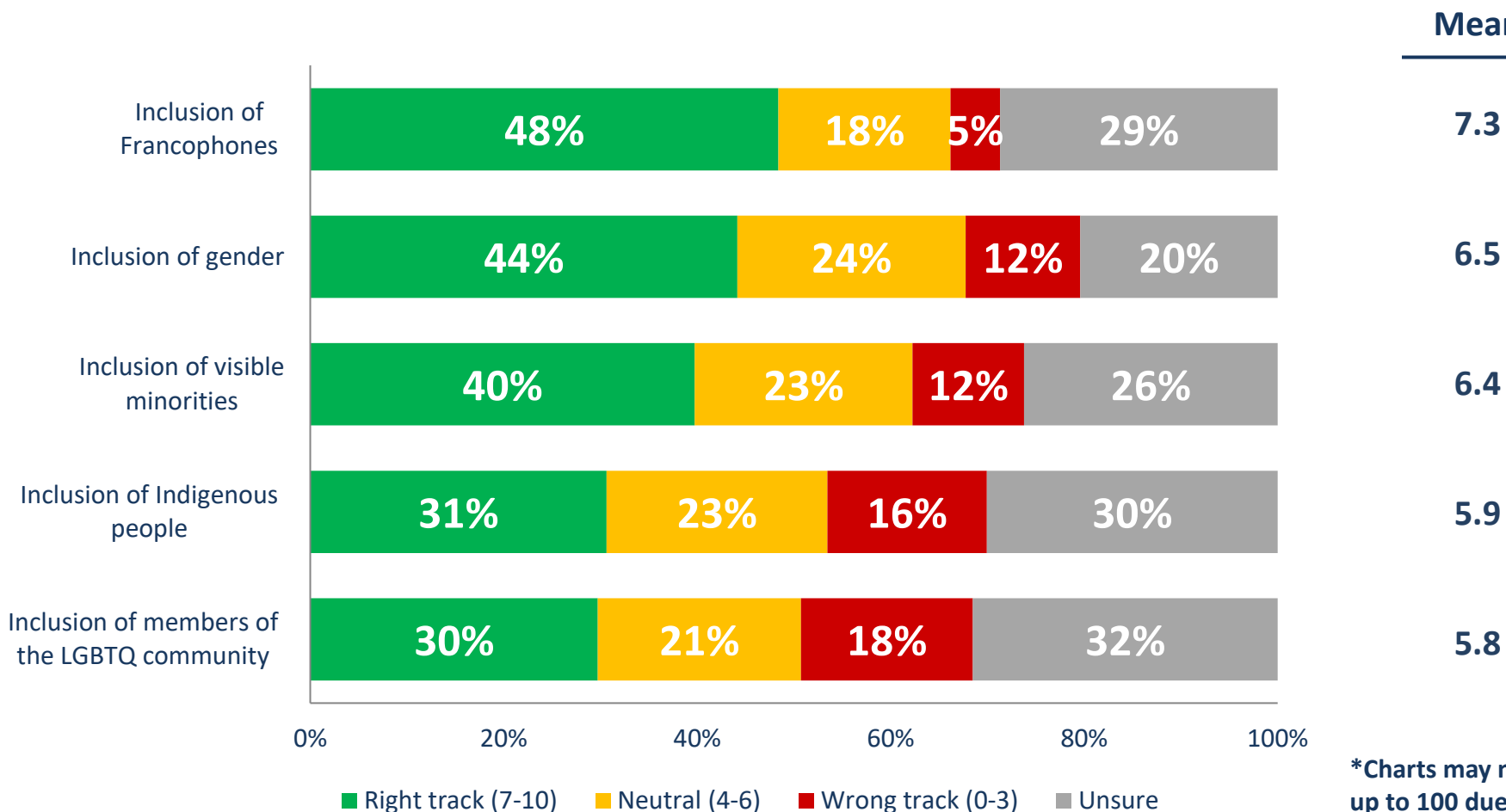
**“** *Canadians most often think of peacekeeping when they think of the Canadian Armed Forces* **”**

# Thoughts about the CAF

Top mentions	Frequency (n=1432)
Peacekeeping	20.5%
Protection/security	8.8%
Well-trained/competent/professional	6.4%
Underfunded/lack of resources	6.2%
Humanitarian aid/disaster relief	5.4%
Bravery/strength/heroes	5.3%
Unsure	0.9%

**QUESTION** – When you think of the Canadian Armed Forces, what comes to mind? [OPEN]

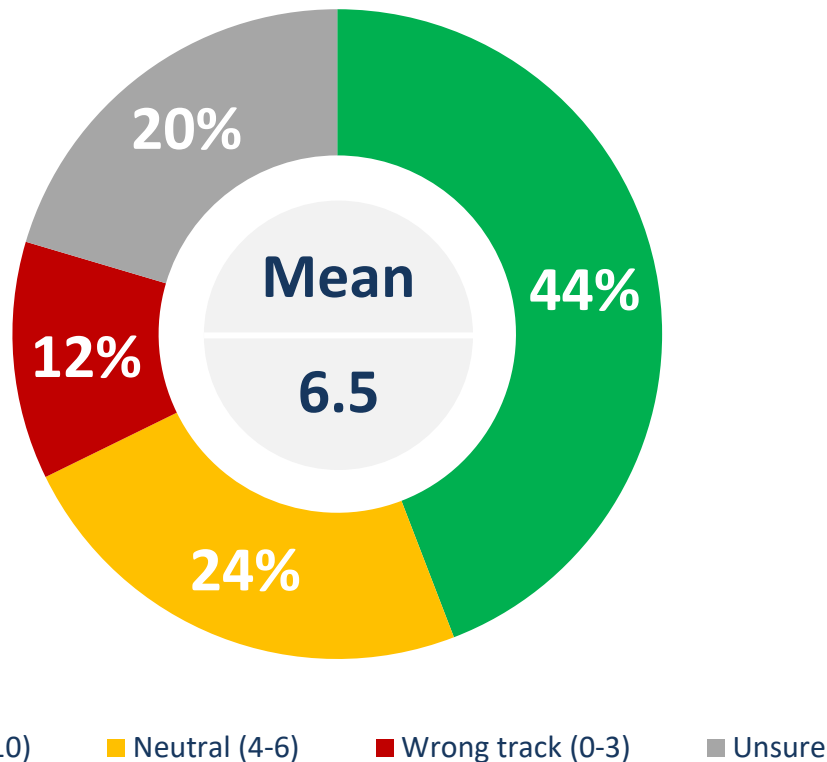
# Direction of the CAF regarding the inclusion of groups



\*Charts may not add up to 100 due to rounding

**QUESTION** – Thinking about the Canadian Armed Forces, would you say they are on the right track or the wrong track in the following areas? [RANDOMIZE]

# Direction of CAF in inclusion of gender



	Mean
Atlantic (n=152)	6.6
Quebec (n=372)	6.3
Ontario (n=444)	6.5
Prairies (n=293)	6.8
British Columbia (n=239)	6.5
Male (n=783)	6.7
Female (n=714)	6.4
Other (n=3)	3.0
18 to 34 (n=313)	6.6
35 to 54 (n=502)	6.4
55 plus (n=685)	6.6
I have served in CAF(n=96)	7.3
Family served in CAF (n=637)	6.8
Neither I nor family served in CAF (n=767)	6.3

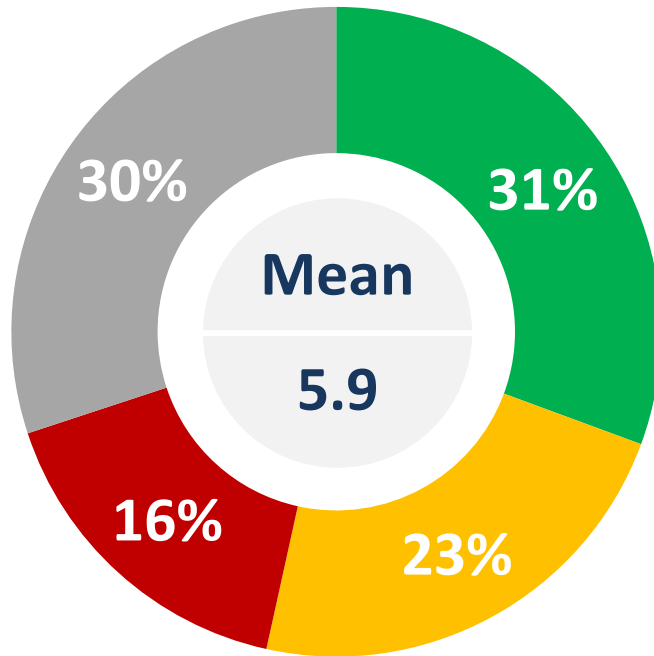
\*Weighted to the true population proportion.

\*Charts may not add up to 100 due to rounding.

**QUESTION** – Thinking about the Canadian Armed Forces, would you say they are on the right track or the wrong track in the following areas? [RANDOMIZE]

## Inclusion of gender

# Direction of CAF in inclusion of Indigenous people



■ Right track (7-10)   
 ■ Neutral (4-6)   
 ■ Wrong track (0-3)   
 ■ Unsure

	Mean
Atlantic (n=152)	6.1
Quebec (n=372)	5.3
Ontario (n=444)	6.1
Prairies (n=293)	6.3
British Columbia (n=239)	6.0
Male (n=783)	6.3
Female (n=714)	5.6
Other (n=3)	0.0
18 to 34 (n=313)	5.6
35 to 54 (n=502)	5.8
55 plus (n=685)	6.3
I have served in CAF (n=96)	6.9
Family served in CAF (n=637)	6.5
Neither I nor family served in CAF (n=767)	5.4

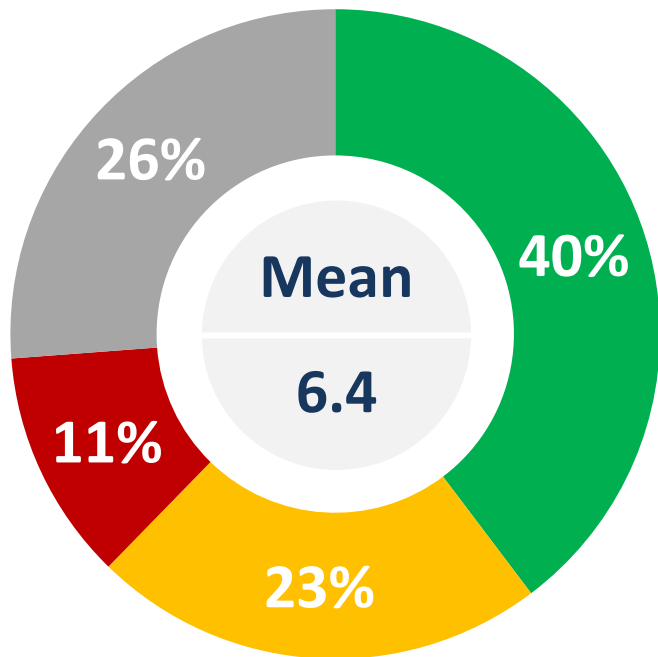
\*Weighted to the true population proportion.  
 \*Charts may not add up to 100 due to rounding.

**QUESTION** – Thinking about the Canadian Armed Forces, would you say they are on the right track or the wrong track in the following areas?  
 [RANDOMIZE]

## Inclusion of Indigenous people



# Direction of CAF in inclusion of visible minorities



■ Right track (7-10)   
 ■ Neutral (4-6)   
 ■ Wrong track (0-3)   
 ■ Unsure

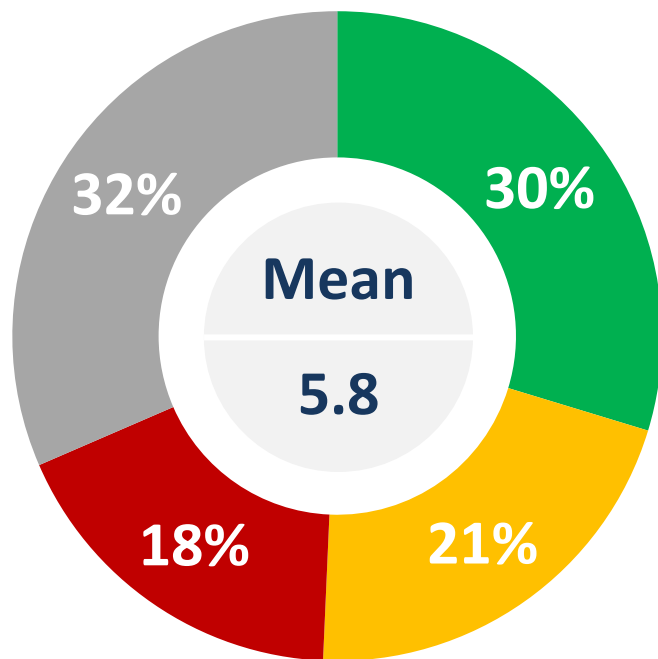
	Mean
Atlantic (n=99)	6.5
Quebec (n=349)	6.1
Ontario (n=572)	6.5
Prairies (n=275)	6.6
British Columbia (n=200)	6.6
Male (n=730)	6.6
Female (n=762)	6.3
18 to 34 (n=313)	6.2
35 to 54 (n=502)	6.4
55 plus (n=574)	6.7
I have served in CAF(n=87)	7.3
Family served in CAF (n=608)	6.8
Neither I nor family served in CAF (n=792)	6.2

\*Weighted to the true population proportion.  
 \*Charts may not add up to 100 due to rounding.

**QUESTION** – Thinking about the Canadian Armed Forces, would you say they are on the right track or the wrong track in the following areas? [RANDOMIZE]

## Inclusion of visible minorities

# Direction of CAF in inclusion of LGBTQ community



■ Right track (7-10)
 ■ Neutral (4-6)
 ■ Wrong track (0-3)
 ■ Unsure

	Mean
Atlantic (n=99)	5.9
Quebec (n=349)	5.2
Ontario (n=572)	6.0
Prairies (n=275)	5.8
British Columbia (n=200)	6.0
Male (n=731)	5.8
Female (n=761)	5.7
18 to 34 (n=410)	5.8
35 to 54 (n=511)	5.6
55 plus (n=575)	5.8
I have served in CAF(n=87)	6.6
Family served in CAF (n=607)	6.0
Neither I nor family served in CAF (n=793)	5.5

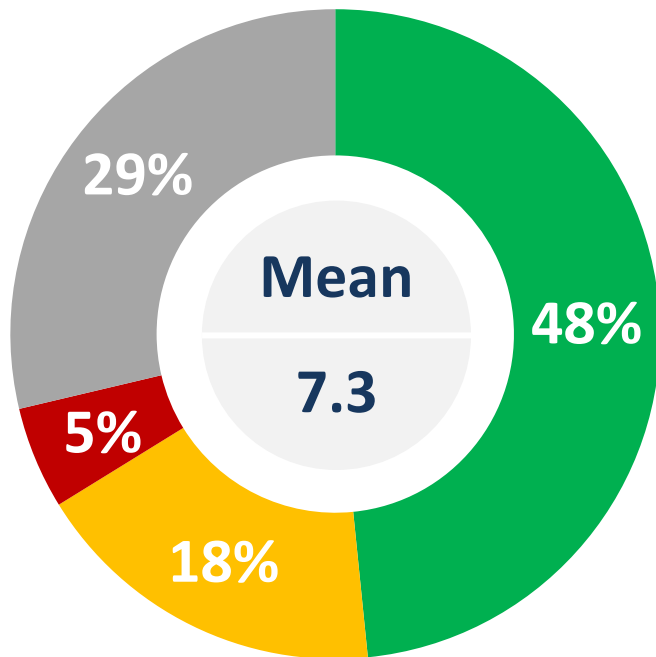
\*Weighted to the true population proportion.

\*Charts may not add up to 100 due to rounding.

**QUESTION** – Thinking about the Canadian Armed Forces, would you say they are on the right track or the wrong track in the following areas? [RANDOMIZE]

## Inclusion of members of the LGBTQ community

# Direction of CAF in inclusion of Francophones



■ Right track (7-10)   
 ■ Neutral (4-6)   
 ■ Wrong track (0-3)   
 ■ Unsure

	Mean
Atlantic (n=99)	7.6
Quebec (n=348)	6.8
Ontario (n=573)	7.6
Prairies (n=275)	7.4
British Columbia (n=200)	7.6
Male (n=733)	7.4
Female (n=760)	7.3
18 to 34 (n=410)	7.3
35 to 54 (n=511)	7.3
55 plus (n=575)	7.5
I have served in CAF(n=87)	7.5
Family served in CAF (n=608)	7.6
Neither I nor family served in CAF (n=792)	7.1

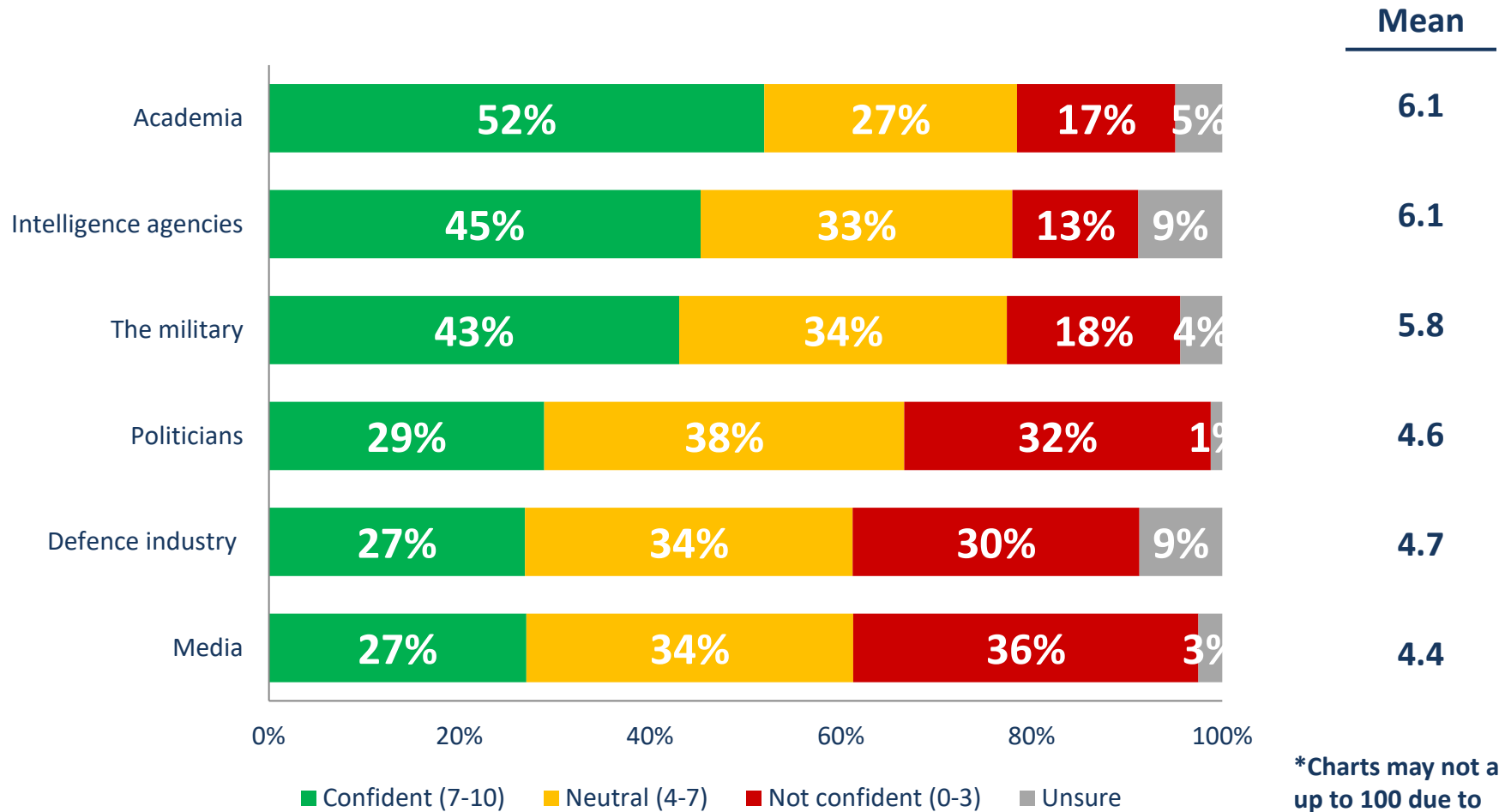
\*Weighted to the true population proportion.

\*Charts may not add up to 100 due to rounding.

**QUESTION** – Thinking about the Canadian Armed Forces, would you say they are on the right track or the wrong track in the following areas? [RANDOMIZE]

## Inclusion of Francophones

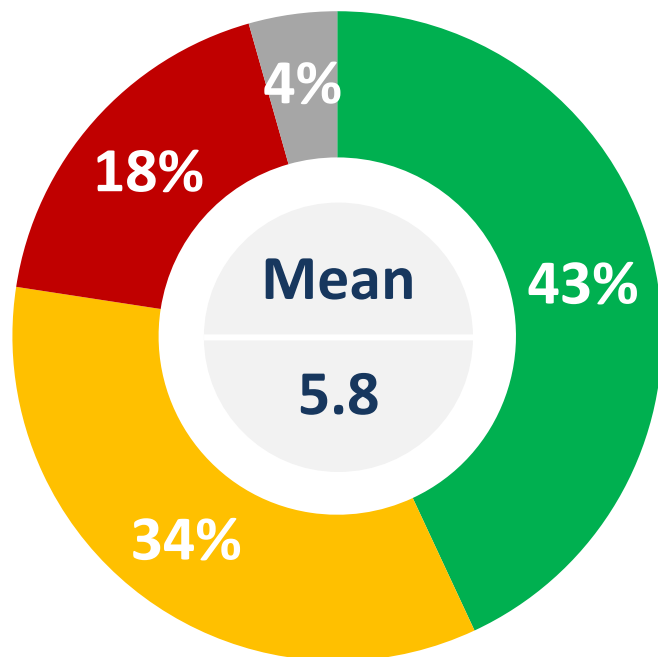
# Confidence in the ability of leaders



\*Charts may not add up to 100 due to rounding

**QUESTION** – Please indicate how much confidence, if any, you have in the ability of leaders in each of these institutions to shape policies that benefit Canada [RANDOMIZE]

# Confidence in the ability of the military leaders



■ Confident (7-10)   ■ Neutral (4-6)   ■ Not confident (0-3)   ■ Unsure

	Mean
Atlantic (n=97)	5.9
Quebec (n=347)	6.4
Ontario (n=573)	5.7
Prairies (n=274)	5.6
British Columbia (n=200)	5.1
Male (n=726)	5.8
Female (n=762)	5.7
18 to 34 (n=409)	5.4
35 to 54 (n=510)	5.7
55 plus (n=572)	6.1
I have served in CAF(n=87)	6.9
Family served in CAF (n=608)	6.0
Neither I nor family served in CAF (n=792)	5.5

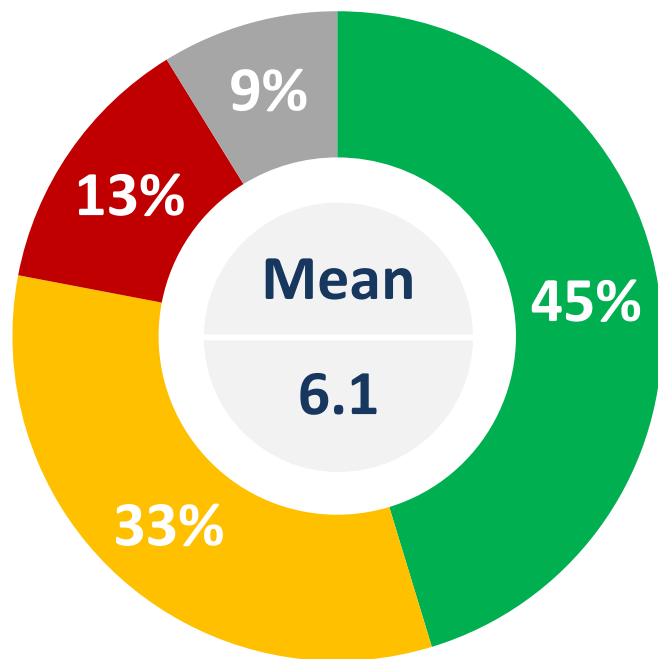
\*Weighted to the true population proportion.

\*Charts may not add up to 100 due to rounding.

**QUESTION** – Please indicate how much confidence, if any, you have in the ability of leaders in each of these institutions to shape policies that benefit Canada [RANDOMIZE]

## The military

# Confidence in the ability of intelligence agency leaders



■ Confident (7-10)   ■ Neutral (4-6)   ■ Not confident (0-3)   ■ Unsure

	Mean
Atlantic (n=98)	6.1
Quebec (n=347)	6.2
Ontario (n=573)	6.2
Prairies (n=274)	5.9
British Columbia (n=200)	5.6
Male (n=732)	6.1
Female (n=758)	6.1
18 to 34 (n=410)	6.0
35 to 54 (n=511)	6.0
55 plus (n=572)	6.2
I have served in CAF(n=87)	6.7
Family served in CAF (n=635)	6.2
Neither I nor family served in CAF (n=792)	6.0

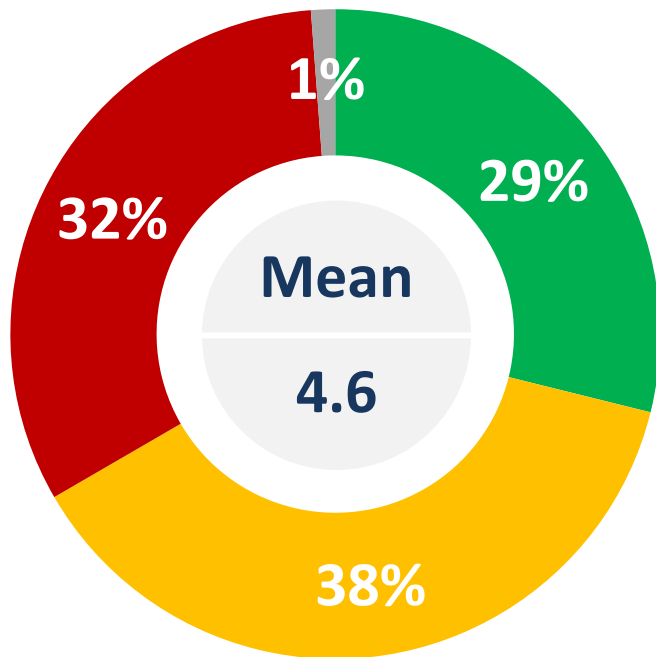
\*Weighted to the true population proportion.

\*Charts may not add up to 100 due to rounding.

**QUESTION** – Please indicate how much confidence, if any, you have in the ability of leaders in each of these institutions to shape policies that benefit Canada [RANDOMIZE]

## Intelligence agencies

# Confidence in the ability of politicians



■ Confident (7-10)   
 ■ Neutral (4-6)   
 ■ Not confident (0-3)   
 ■ Unsure

	Mean
Atlantic (n=98)	4.8
Quebec (n=347)	5.2
Ontario (n=572)	4.7
Prairies (n=274)	3.8
British Columbia (n=201)	4.6
Male (n=728)	4.3
Female (n=760)	4.9
18 to 34 (n=410)	4.3
35 to 54 (n=510)	4.4
55 plus (n=571)	5.1
I have served in CAF(n=87)	4.0
Family served in CAF (n=606)	4.7
Neither I nor family served in CAF (n=790)	4.6

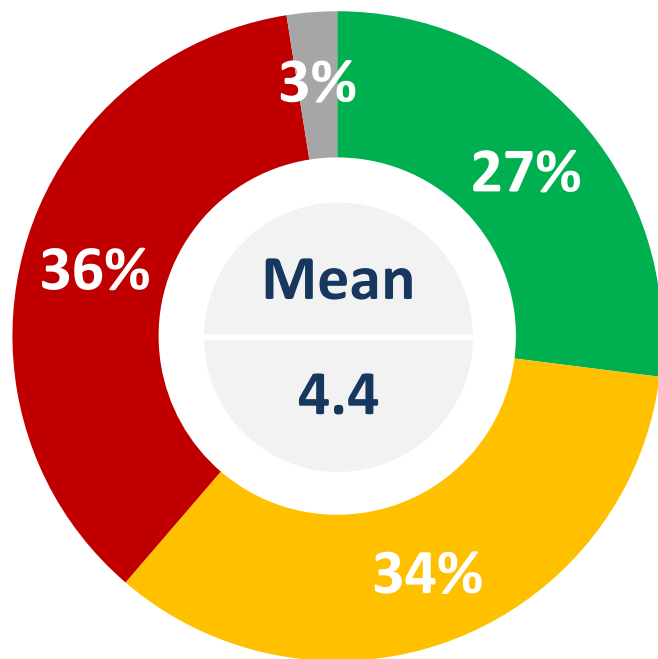
\*Weighted to the true population proportion.

\*Charts may not add up to 100 due to rounding.

**QUESTION** – Please indicate how much confidence, if any, you have in the ability of leaders in each of these institutions to shape policies that benefit Canada [RANDOMIZE]

## Politicians

# Confidence in the ability of media leaders



■ Confident (7-10)   
 ■ Neutral (4-6)   
 ■ Not confident (0-3)   
 ■ Unsure

	Mean
Atlantic (n=97)	4.4
Quebec (n=349)	5.0
Ontario (n=575)	4.3
Prairies (n=274)	3.6
British Columbia (n=200)	4.5
Male (n=731)	4.2
Female (n=761)	4.6
18 to 34 (n=410)	4.0
35 to 54 (n=512)	4.0
55 plus (n=574)	5.0
I have served in CAF(n=87)	3.7
Family served in CAF (n=608)	4.4
Neither I nor family served in CAF (n=792)	4.4

\*Weighted to the true population proportion.

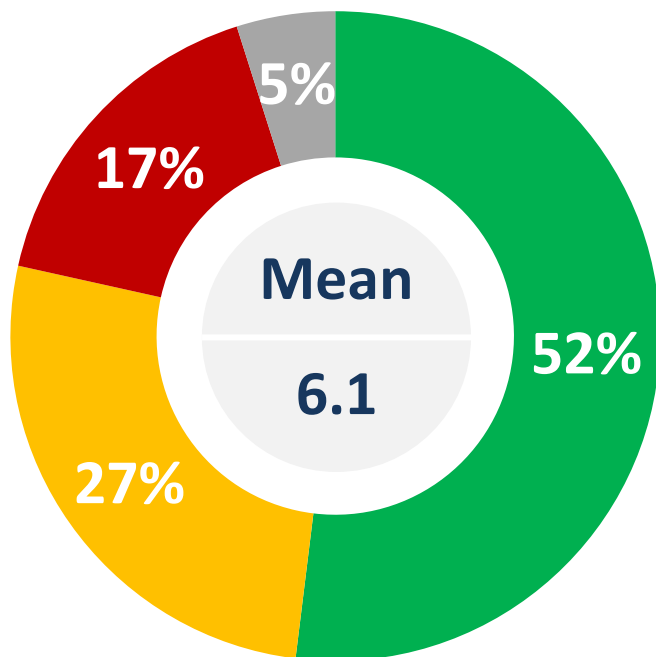
\*Charts may not add up to 100 due to rounding.

**QUESTION** – Please indicate how much confidence, if any, you have in the ability of leaders in each of these institutions to shape policies that benefit Canada [RANDOMIZE]

## Media



# Confidence in the ability of academia leaders



■ Confident (7-10)   ■ Neutral (4-6)   ■ Not confident (0-3)   ■ Unsure

	Mean
Atlantic (n=99)	6.3
Quebec (n=346)	6.8
Ontario (n=568)	6.0
Prairies (n=274)	5.4
British Columbia (n=201)	6.0
Male (n=729)	5.7
Female (n=756)	6.5
18 to 34 (n=408)	6.1
35 to 54 (n=509)	6.0
55 plus (n=571)	6.2
I have served in CAF(n=86)	6.0
Family served in CAF (n=605)	6.1
Neither I nor family served in CAF (n=787)	6.2

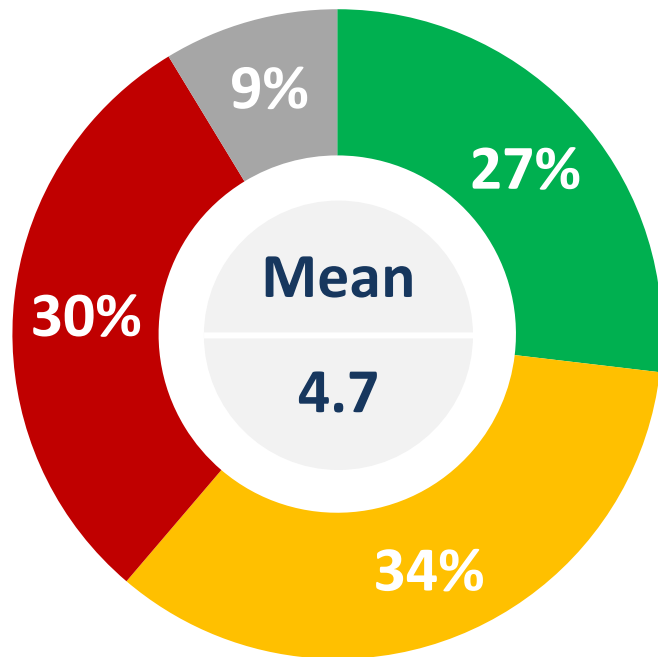
\*Weighted to the true population proportion.

\*Charts may not add up to 100 due to rounding.

**QUESTION** – Please indicate how much confidence, if any, you have in the ability of leaders in each of these institutions to shape policies that benefit Canada [RANDOMIZE]

## Academia

# Confidence in the ability of defence industry leaders



■ Confident (7-10)   
 ■ Neutral (4-6)   
 ■ Not confident (0-3)   
 ■ Unsure

	Mean
Atlantic (n=97)	4.8
Quebec (n=348)	5.2
Ontario (n=574)	4.6
Prairies (n=273)	4.8
British Columbia (n=201)	4.1
Male (n=730)	4.5
Female (n=760)	5.0
18 to 34 (n=408)	4.7
35 to 54 (n=509)	4.5
55 plus (n=571)	4.9
I have served in CAF(n=87)	5.2
Family served in CAF (n=608)	4.7
Neither I nor family served in CAF (n=763)	4.7

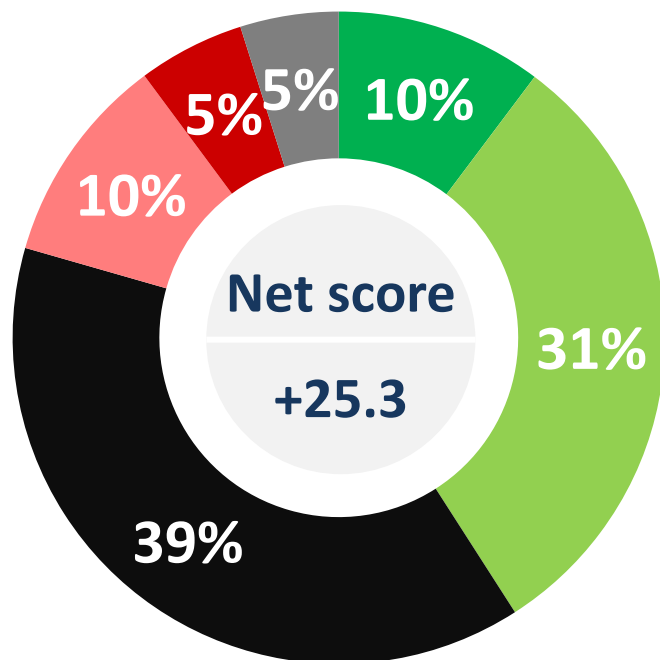
\*Weighted to the true population proportion.

\*Charts may not add up to 100 due to rounding.

**QUESTION** – Please indicate how much confidence, if any, you have in the ability of leaders in each of these institutions to shape policies that benefit Canada [RANDOMIZE]

## Defence industry

# Spending in national defence



■ Much more ■ More ■ The same as now ■ Less ■ Much Less ■ Unsure

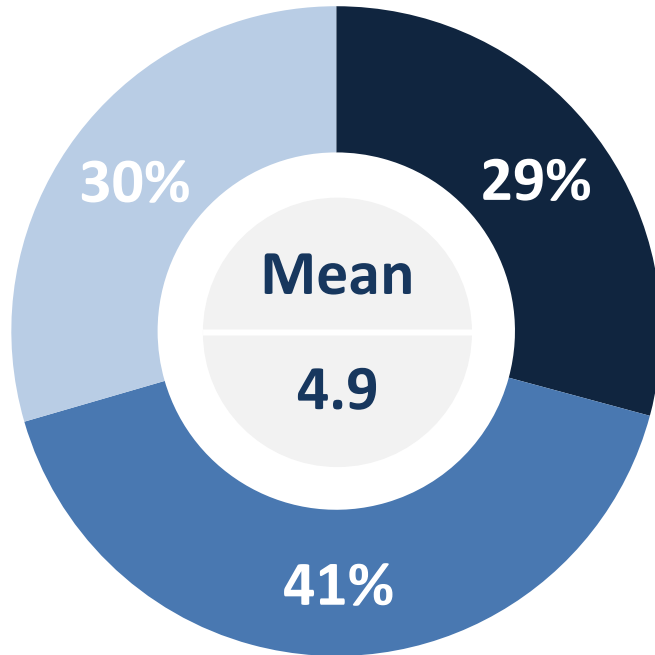
	Much more/ more
Atlantic (n=100)	37.9%
Quebec (n=349)	31.2%
Ontario (n=573)	43.2%
Prairies (n=274)	49.4%
British Columbia (n=201)	41.1%
Male (n=732)	51.5%
Female (n=763)	30.7%
18 to 34 (n=410)	31.1%
35 to 54 (n=512)	41.1%
55 plus (n=575)	47.7%
I have served in CAF (n=86)	72.2%
Family served in CAF (n=610)	49.2%
Neither I nor family served in CAF (n=792)	32.4%

\*Weighted to the true population proportion.

\*Charts may not add up to 100 due to rounding.

**QUESTION** – Please say whether you would like to see more or less government spending in national defence. If you say "more defence spending" it could require a tax increase, and if you say "less defence spending" it could require a reduction in the capacity of Canada's Armed Forces. Do you think the government should spend much more, more, the same as now, less, or much less?

# Ideal relationship between CAF and civilian leadership



- Civilian leadership follows advice from Canadian Armed Forces without question (7-10)
- Neutral (4-6)
- Canadian Armed Forces take orders without questions (0-3)

	Mean
Atlantic (n=68)	4.9
Quebec (n=246)	4.9
Ontario (n=385)	4.9
Prairies (n=173)	5.3
British Columbia (n=136)	4.6
Male (n=549)	4.8
Female (n=458)	5.1
18 to 34 (n=278)	4.9
35 to 54 (n=333)	4.9
55 plus (n=398)	4.9
I have served in CAF(n=86)	5.1
Family served in CAF (n=610)	4.9
Neither I nor family served in CAF (n=792)	4.9

\*Weighted to the true population proportion.  
\*Charts may not add up to 100 due to rounding.

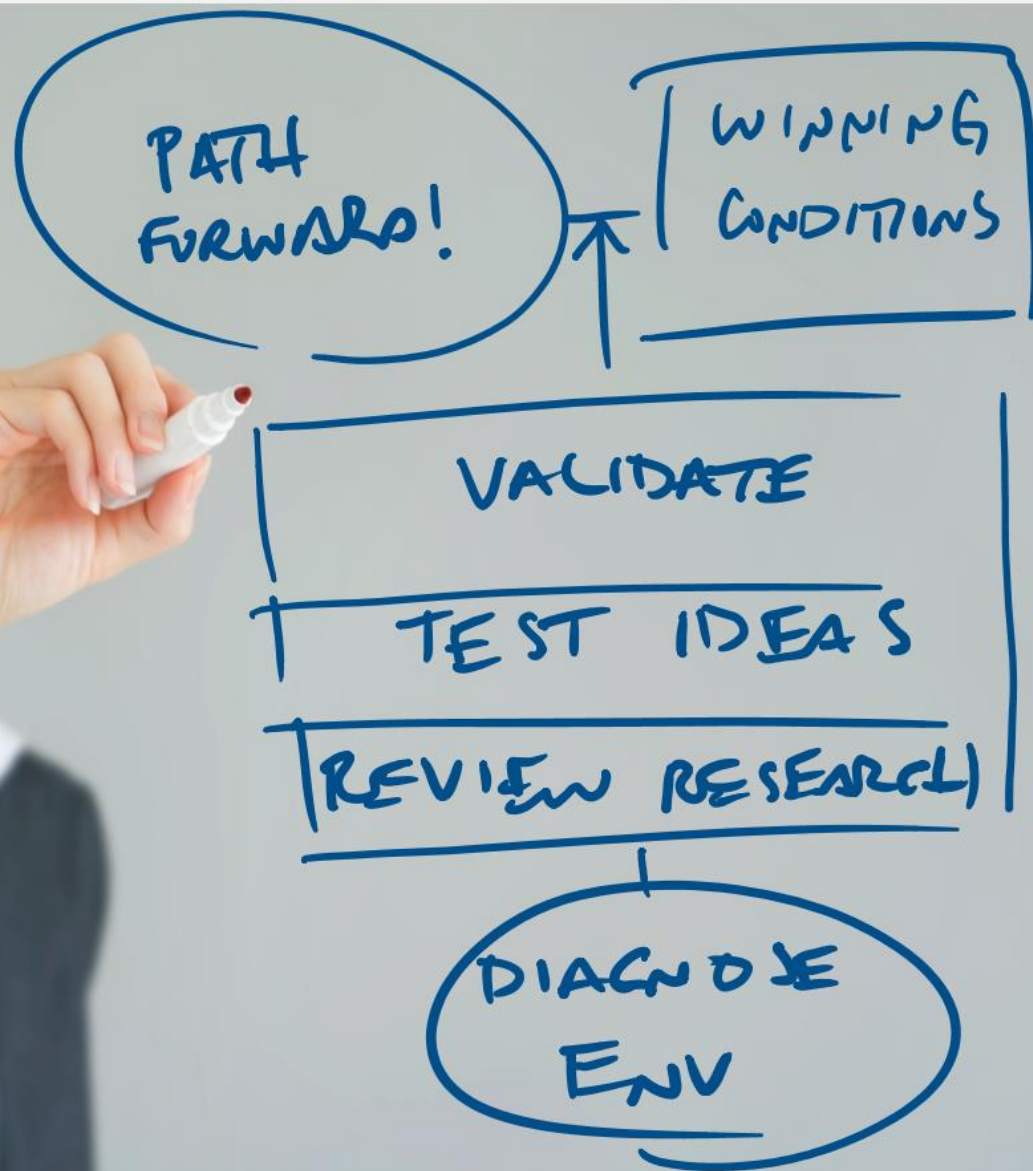
**QUESTION** – What is the ideal relationship between the Canadian Armed Forces and civilian leadership? (sliding scale 0 to 10 responses between, at the left end: Canadian Armed Forces take orders without questions and at the right end: civilian leadership follows advice from Canadian Armed Forces without question)

# Factors to consider when selling military equipment to foreign countries



	First rank (n=1459)	Second rank (n=1428)
Respect for human rights by buyer	31.0%	26.2%
Respect for international law	21.5%	27.2%
Local jobs in Canada	10.9%	15.2%
Development of Canadian technology & innovation	12.6%	15.8%
Maintaining good relations with allies	10.5%	10.7%
Canada should not export military equipment	13.5%	4.8%

**QUESTION** – Please rank as 1 the most important and as 2 the second most important factor when it comes to selling military equipment to foreign countries? [RANDOMIZE]



Nanos conducted an RDD dual frame (land- and cell-lines) hybrid telephone and online random survey of 1,504 Canadians, 18 years of age or older, between August 21<sup>st</sup> and August 31<sup>st</sup>, 2020. Participants were randomly recruited by telephone using live agents and administered a survey online. The results were statistically checked and weighted by age and gender using the latest Census information and the sample is geographically stratified to be representative of Canada.

Individuals were randomly called using random digit dialling with a maximum of five call backs.

The margin of error for this survey is  $\pm 2.5$  percentage points, 19 times out of 20.

The research was commissioned by the Canadian Defence and Security Network and was conducted by Nanos Research.

Note: Charts may not add up to 100 due to rounding.

# TECHNICAL NOTE



Element	Description
Research sponsor	Canadian Defence and Security Network
Population and Final Sample Size	1,504 Randomly selected individuals.
Source of Sample	Nanos Panel
Type of Sample	Probability
Margin of Error	±2.5 percentage points, 19 times out of 20.
Mode of Survey	RDD dual frame (land- and cell-lines) hybrid telephone and online survey
Sampling Method Base	The sample included both land- and cell-lines RDD (Random Digit Dialed) across Canada.
Demographics (Captured)	Atlantic Canada, Quebec, Ontario, Prairies, British Columbia; Men and Women; 18 years and older. Six digit postal code was used to validate geography.
Fieldwork/Validation	Individuals were recruited using live interviews with live supervision to validate work, the research questions were administered online
Number of Calls	Maximum of five call backs to those recruited.
Time of Calls	Individuals recruited were called between 12-5:30 pm and 6:30-9:30pm local time for the respondent.
Field Dates	August 21 <sup>st</sup> to August 31 <sup>st</sup> , 2020
Language of Survey	The survey was conducted in both English and French.
Standards	Nanos Research is a member of the Canadian Research Insights Council (CRIC) and confirms that this research fully complies with all CRIC Standards including the CRIC Public Opinion Research Standards and Disclosure Requirements. <a href="https://canadianresearchinsightscouncil.ca/standards/">https://canadianresearchinsightscouncil.ca/standards/</a>

Element	Description
Weighting of Data	The results were weighted by age and gender using the latest Census information (2016) and the sample is geographically stratified to ensure a distribution across all regions of Canada. See tables for full weighting disclosure
Screening	Screening ensured potential respondents did not work in the market research industry, in the advertising industry, in the media or a political party prior to administering the survey to ensure the integrity of the data.
Excluded Demographics	Individuals younger than 18 years old; individuals without land or cell lines, and individuals without internet access could not participate.
Stratification	By age and gender using the latest Census information (2016) and the sample is geographically stratified to be representative of Canada. Smaller areas such as Atlantic Canada were marginally oversampled to allow for a minimum regional sample.
Estimated Response Rate	Ten per cent, consistent with industry norms.
Question Order	Question order in the preceding report reflects the order in which they appeared in the original questionnaire.
Question Wording	The questions in the preceding report are written exactly as they were asked to individuals.
Research/Data Collection Supplier	Nanos Research
Contact	Contact Nanos Research for more information or with any concerns or questions. <a href="http://www.nanos.co">http://www.nanos.co</a> Telephone:(613) 234-4666 ext. 237 Email: info@nanosresearch.com.





As one of North America's premier market and public opinion research firms, we put strategic intelligence into the hands of decision makers. The majority of our work is for private sector and public facing organizations and ranges from market studies, managing reputation through to leveraging data intelligence. Nanos Research offers a vertically integrated full service quantitative and qualitative research practice to attain the highest standards and the greatest control over the research process.

[www.nanos.co](http://www.nanos.co)

**nanos dimap analytika**



This international joint venture between [dimap](http://www.dimap.com) and [Nanos](http://www.nanos.co) brings together top research and data experts from North American and Europe to deliver exceptional data intelligence to clients. The team offers data intelligence services ranging from demographic and sentiment microtargeting; consumer sentiment identification and decision conversion; and, data analytics and profiling for consumer persuasion.

[www.nanosdimap.com](http://www.nanosdimap.com)

**NANOS RUTHERFORD McKAY & Co.**

NRM is an affiliate of Nanos Research and Rutherford McKay Associates. Our service offerings are based on decades of professional experience and extensive research and include public acceptance and engagement, communications audits, and narrative development. [www.nrmpublicaffairs.com](http://www.nrmpublicaffairs.com)

# TABULATIONS





2020-973 – Canadian Defence and Security Network –Survey – STAT SHEET

			Region					Gender			Age			
			Canada 2020-08	Atlantic	Quebec	Ontario	Prairies	British Columbia	Male	Female	Other	18 to 34	35 to 54	55 plus
Question 1 - What should be Canada's role in the world? [OPEN]	Total	Unwgt N	1407	139	357	416	269	226	728	676	3	285	467	655
		Wgt N	1398	91	333	537	247	190	678	717	3	372	476	549
	Peacekeepers/mediator/voice of reason	%	31.2	24.4	30.9	33.3	25.9	36.2	30.4	32.1		21.5	31.5	37.5
	Advocate for Human rights and freedom/A country that helps those in need	%	10.1	11.9	7.9	10.3	11.7	10.5	9.6	10.5		7.4	11.2	11.0
	Strong ally	%	2.7	3.3	3.0	2.5	2.9	2.5	3.1	2.4		2.2	3.5	2.5
	A model of democracy/ supporter of democracy	%	6.1	4.4	5.0	7.5	4.0	7.7	7.9	4.4		4.9	5.0	7.8
	A leader/ A decision maker	%	13.1	16.1	14.7	13.0	13.1	9.0	11.5	14.5		16.6	11.9	11.7
	An environmental leader/a leader in renewable energy, sustainable development	%	7.4	11.1	11.2	6.3	3.4	7.0	5.9	8.7		9.6	6.9	6.3
	Focus on ourselves/ protect and promote canadian interests	%	7.2	8.0	8.2	5.0	12.7	4.4	8.1	6.4		7.9	8.4	5.8
	A strong trade partner/ economic leader/ natural resource exporter	%	5.3	2.4	5.7	4.1	10.1	3.2	6.9	3.7		7.0	6.3	3.2
	A leader in innovation/research and development/technology	%	1.9	2.3	1.0	2.2	1.6	2.8	2.4	1.4		3.9	1.2	1.1
	An example/ role model of what countries should be	%	9.6	11.0	6.0	10.8	10.4	11.0	8.4	10.7		12.2	8.5	8.9
	Remain Neutral	%	1.6	0.0	1.7	1.7	1.6	2.1	1.6	1.6		2.0	1.2	1.7
	Other	%	3.3	5.0	4.0	3.2	1.9	3.3	4.0	2.6		4.8	3.2	2.3
	Unsure	%	0.5	0.0	0.8	0.3	0.9	0.4	0.2	0.8		0.0	1.2	0.2

Nanos conducted an RDD dual frame (land- and cell- lines) hybrid telephone and online random survey of 1,504 Canadians, 18 years of age or older, between August 21<sup>st</sup> and 31<sup>st</sup>, 2020. The margin of error this survey is ±2.5 percentage points, 19 times out of 20. \*Note: some results have been shaded due to small sample size.



**2020-973 – Canadian Defence and Security Network –Survey – STAT SHEET**

How important, if at all, are the following to advancing Canada’s place in the world? [RANDOMIZE]

		Region						Gender			Age			
		Canada 2020-08	Atlantic	Quebec	Ontario	Prairies	British Columbia	Male	Female	Other	18 to 34	35 to 54	55 plus	
Question 2 - National defence	Total	Unwgt N	1497	152	371	445	291	238	784	710	3	313	501	683
		Wgt N	1492	98	346	575	273	200	732	758	3	410	511	572
		Mean	6.6	6.6	6.7	6.6	6.8	6.2	6.5	6.7		6.2	6.5	7.0
		Median	7.0	7.0	7.0	7.0	7.0	6.0	7.0	7.0		6.0	7.0	7.0
		Not at all important (0)	%	2.2	3.6	0.7	2.0	2.2	4.4	2.8	1.4	3.2	2.9	0.8
	1	%	1.3	0.0	0.5	1.9	0.8	2.1	1.0	1.5		1.8	1.5	0.7
	2	%	3.1	2.7	2.7	3.7	2.8	2.5	4.4	1.8		3.9	2.7	2.8
	3	%	5.5	4.5	6.6	5.4	3.9	7.0	5.4	5.6		7.7	5.0	4.5
	4	%	5.4	4.8	5.2	5.0	5.7	6.5	4.3	6.4		6.0	6.5	3.9
	5	%	14.0	18.1	14.8	13.6	12.3	14.3	15.1	13.0		17.6	11.8	13.5
	6	%	13.0	9.4	13.6	12.8	11.3	16.6	13.5	12.4		14.1	13.8	11.4
	7	%	15.0	14.9	16.7	13.7	18.8	11.0	13.3	16.8		10.9	17.4	15.9
	8	%	15.4	15.3	17.5	14.0	17.8	12.2	16.1	14.7		14.1	15.1	16.6
	9	%	7.2	4.8	5.0	8.5	7.5	8.3	6.8	7.6		4.3	7.6	9.0
	Very important (10)	%	16.4	18.9	15.0	17.7	16.5	13.8	16.7	16.2	16.0	13.9	18.9	
	Unsure	%	1.5	3.1	1.7	1.7	0.3	1.4	0.5	2.5	0.5	1.9	1.8	

Nanos conducted an RDD dual frame (land- and cell- lines) hybrid telephone and online random survey of 1,504 Canadians, 18 years of age or older, between August 21<sup>st</sup> and 31<sup>st</sup>, 2020. The margin of error this survey is ±2.5 percentage points, 19 times out of 20. \*Note: some results have been shaded due to small sample size.



**2020-973 – Canadian Defence and Security Network –Survey – STAT SHEET**

How important, if at all, are the following to advancing Canada’s place in the world? [RANDOMIZE]

			Region					Gender			Age				
			Canada 2020-08	Atlantic	Quebec	Ontario	Prairies	British Columbia	Male	Female	Other	18 to 34	35 to 54	55 plus	
Question 3 - Foreign aid	Total	Unwgt N	1498	153	370	442	294	239	781	714	3	313	502	683	
		Wgt N	1492	99	346	571	275	201	728	761	3	410	511	571	
		Mean	6.3	6.4	6.9	6.3	5.3	6.4	5.7	6.8		6.1	6.0	6.6	
		Median	7.0	7.0	7.0	7.0	6.0	7.0	6.0	7.0		7.0	6.0	7.0	
	Not at all important (0)	%	4.9	4.0	2.6	5.2	9.1	3.2	7.5	2.5		8.1	5.9	1.8	
		1	%	2.1	1.2	1.8	1.6	3.3	2.7	2.5	1.7		1.8	1.9	2.4
		2	%	5.0	2.0	2.7	5.2	8.7	5.0	6.8	3.3		5.4	5.1	4.6
		3	%	4.8	4.8	4.1	4.2	6.5	4.9	6.1	3.5		5.4	5.5	3.6
		4	%	4.5	6.6	3.1	3.8	5.2	6.8	4.8	4.2		3.7	6.1	3.6
		5	%	12.2	13.8	10.2	12.4	14.5	11.0	13.8	10.7		10.0	12.8	13.2
		6	%	11.3	12.1	10.3	10.6	14.5	10.2	12.3	10.3		11.7	13.1	9.4
		7	%	17.5	21.3	16.7	19.3	15.0	15.5	16.4	18.5		18.3	17.6	16.8
		8	%	17.6	14.6	22.3	19.3	11.4	14.6	14.6	20.5		14.2	15.7	21.7
		9	%	7.9	7.0	12.0	5.9	5.0	11.1	6.0	9.8		6.9	5.6	10.8
Very important (10)	%	11.1	11.9	14.0	11.3	6.1	12.4	9.1	13.0		13.9	9.6	10.5		
Unsure	%	1.1	0.6	0.2	1.3	0.7	2.7	0.3	1.9		0.5	1.0	1.5		

Nanos conducted an RDD dual frame (land- and cell- lines) hybrid telephone and online random survey of 1,504 Canadians, 18 years of age or older, between August 21<sup>st</sup> and 31<sup>st</sup>, 2020. The margin of error this survey is ±2.5 percentage points, 19 times out of 20. \*Note: some results have been shaded due to small sample size.



**2020-973 – Canadian Defence and Security Network –Survey – STAT SHEET**

How important, if at all, are the following to advancing Canada’s place in the world? [RANDOMIZE]

		Region						Gender			Age			
		Canada 2020-08	Atlantic	Quebec	Ontario	Prairies	British Columbia	Male	Female	Other	18 to 34	35 to 54	55 plus	
Question 4 - Diplomacy	Total	Unwgt N	1501	153	373	442	294	239	784	714	3	313	503	685
		Wgt N	1494	99	349	571	275	201	731	760	3	410	512	572
		Mean	8.1	8.1	8.4	8.2	7.6	8.2	8.0	8.3		8.0	7.9	8.4
		Median	8.0	9.0	9.0	9.0	8.0	9.0	8.0	9.0		8.0	8.0	9.0
		Not at all important (0)	%	0.7	1.1	0.2	0.7	1.2	0.8	1.0	0.4	0.5	1.1	0.5
		1	%	0.3	0.5	0.2	0.2	0.3	0.8	0.4	0.2	0.0	0.2	0.7
		2	%	0.9	0.0	0.9	0.6	2.3	0.3	0.9	0.9	2.0	0.2	0.7
		3	%	1.6	1.0	1.1	1.5	3.1	1.2	2.2	1.1	1.8	2.1	1.1
		4	%	1.8	3.8	1.8	1.8	1.3	1.6	2.3	1.4	2.6	1.2	1.9
		5	%	5.4	5.4	2.3	5.4	9.6	5.2	5.8	5.2	5.8	6.4	4.3
		6	%	5.6	5.1	3.3	6.4	7.2	5.2	6.9	4.4	7.1	7.2	3.1
		7	%	13.4	12.6	11.2	15.3	15.1	10.3	13.0	13.7	11.4	17.1	11.5
		8	%	20.4	19.1	25.7	17.2	19.8	21.6	21.2	19.7	21.9	21.8	17.9
		9	%	15.0	17.9	15.9	14.4	14.2	15.0	15.1	14.9	12.5	12.9	18.8
	Very important (10)	%	33.6	31.6	36.9	35.6	24.2	36.2	31.0	36.1	32.3	28.9	38.8	
	Unsure	%	1.2	1.8	0.5	1.0	1.8	1.8	0.3	2.1	1.9	1.0	0.8	

Nanos conducted an RDD dual frame (land- and cell- lines) hybrid telephone and online random survey of 1,504 Canadians, 18 years of age or older, between August 21<sup>st</sup> and 31<sup>st</sup>, 2020. The margin of error this survey is ±2.5 percentage points, 19 times out of 20. \*Note: some results have been shaded due to small sample size.



**2020-973 – Canadian Defence and Security Network –Survey – STAT SHEET**

How important, if at all, are the following to advancing Canada’s place in the world? [RANDOMIZE]

		Region							Gender			Age		
		Canada 2020-08	Atlantic	Quebec	Ontario	Prairies	British Columbia	Male	Female	Other	18 to 34	35 to 54	55 plus	
Question 5 - International trade	Total	Unwgt N	1499	153	371	443	294	238	781	715	3	313	502	684
		Wgt N	1494	99	347	572	275	200	729	762	3	410	512	573
		Mean	7.9	7.8	8.1	8.0	7.9	7.8	8.0	7.9		7.8	7.8	8.1
		Median	8.0	8.0	8.0	8.0	8.0	8.0	8.0	8.0		8.0	8.0	8.0
		Not at all important (0)	%	0.3	1.6	0.5	0.0	0.3	0.3	0.4		0.2	0.5	0.2
		1	%	0.6	0.0	0.2	0.4	1.1	1.4	0.9		1.1	0.2	0.6
		2	%	0.3	0.6	0.2	0.5	0.3	0.5	0.2		0.7	0.4	0.0
		3	%	1.2	1.0	0.9	1.4	1.0	1.5	0.9		1.0	2.1	0.6
		4	%	1.8	1.6	2.2	1.6	1.9	1.6	1.9		1.4	1.7	2.0
		5	%	6.1	6.1	4.8	6.7	6.7	5.6	7.1		7.3	6.4	5.0
		6	%	9.1	8.9	8.9	8.0	9.9	11.4	10.6		12.2	10.2	5.8
		7	%	16.5	19.2	13.6	16.7	18.0	17.4	16.1		16.7	18.1	14.8
		8	%	23.4	22.2	23.7	23.8	22.6	22.9	23.5		22.0	22.0	25.6
		9	%	13.7	14.5	16.5	14.5	8.6	13.2	14.3		10.5	12.0	17.5
		Very important (10)	%	26.7	23.5	27.9	26.3	29.4	23.8	24.0		27.0	26.4	26.8
	Unsure	%	0.4	0.9	0.5	0.2	0.2	0.7	0.7		0.0	0.0	1.0	

Nanos conducted an RDD dual frame (land- and cell- lines) hybrid telephone and online random survey of 1,504 Canadians, 18 years of age or older, between August 21<sup>st</sup> and 31<sup>st</sup>, 2020. The margin of error this survey is ±2.5 percentage points, 19 times out of 20. \*Note: some results have been shaded due to small sample size.



**2020-973 – Canadian Defence and Security Network –Survey – STAT SHEET**

How important, if at all, are the following to advancing Canada’s place in the world? [RANDOMIZE]

		Region							Gender			Age		
		Canada 2020-08	Atlantic	Quebec	Ontario	Prairies	British Columbia	Male	Female	Other	18 to 34	35 to 54	55 plus	
Question 6 - Immigration	Total	Unwgt N	1500	153	372	444	293	238	783	714	3	313	503	684
		Wgt N	1495	99	348	574	274	200	730	762	3	410	512	573
		Mean	6.7	7.0	6.9	6.8	5.8	6.8	6.2	7.1		6.6	6.5	6.9
		Median	7.0	7.0	7.0	7.0	6.0	7.0	7.0	8.0		7.0	7.0	7.0
		Not at all important (0)	%	4.0	3.9	2.0	3.9	6.6	4.2	6.0	2.0	6.0	4.4	2.2
		1	%	2.2	1.2	2.0	1.7	4.5	1.1	2.8	1.6	2.6	1.9	2.2
		2	%	2.3	0.5	2.4	1.7	3.6	2.8	3.6	1.0	1.5	2.5	2.6
		3	%	4.2	4.2	3.1	3.0	8.7	3.6	5.3	3.3	4.2	4.9	3.7
		4	%	4.2	3.3	3.4	4.7	4.2	4.2	3.8	4.5	3.7	5.9	2.9
		5	%	12.0	10.8	10.5	11.2	14.6	14.1	13.3	10.8	11.4	12.2	12.3
		6	%	11.1	7.3	12.0	12.1	12.7	6.8	13.5	8.8	11.9	11.7	10.0
		7	%	16.1	19.8	19.2	15.3	12.6	15.8	16.5	15.7	15.8	15.7	16.7
		8	%	17.6	20.4	21.4	17.3	12.9	16.7	14.9	20.0	18.4	18.1	16.5
		9	%	9.5	9.5	8.0	10.2	5.8	15.0	6.3	12.5	7.4	7.6	12.7
		Very important (10)	%	15.9	18.7	15.9	17.7	11.9	14.4	13.4	18.3	16.8	13.9	16.9
	Unsure	%	1.0	0.6	0.0	1.2	1.8	1.4	0.6	1.5	0.3	1.2	1.4	

Nanos conducted an RDD dual frame (land- and cell- lines) hybrid telephone and online random survey of 1,504 Canadians, 18 years of age or older, between August 21<sup>st</sup> and 31<sup>st</sup>, 2020. The margin of error this survey is ±2.5 percentage points, 19 times out of 20. \*Note: some results have been shaded due to small sample size.





**2020-973 – Canadian Defence and Security Network –Survey – STAT SHEET**

How important, if at all, are the following to advancing Canada’s place in the world? [RANDOMIZE]

		Region							Gender			Age		
		Canada 2020-08	Atlantic	Quebec	Ontario	Prairies	British Columbia	Male	Female	Other	18 to 34	35 to 54	55 plus	
Question 7 - Environment	Total	Unwgt N	1500	152	373	442	294	239	784	714	2	313	503	684
		Wgt N	1494	98	349	571	275	201	731	761	2	410	512	572
		Mean	7.9	8.3	8.4	8.0	6.9	8.1	7.3	8.5		8.0	7.8	8.0
		Median	9.0	9.0	9.0	9.0	7.0	9.0	8.0	9.0		9.0	8.0	9.0
		Not at all important (0)	%	1.8	2.1	0.8	1.4	3.1	2.4	3.1	0.4	1.5	1.4	2.3
		1	%	1.0	0.5	0.0	1.5	2.1	0.3	1.4	0.7	1.0	1.0	1.1
		2	%	1.6	0.0	1.2	1.5	3.1	1.3	2.7	0.5	1.0	2.2	1.4
		3	%	2.6	1.0	2.1	2.3	4.8	1.9	4.0	1.2	3.9	1.5	2.6
		4	%	2.6	1.0	1.1	2.5	6.3	1.0	3.4	1.7	3.2	1.9	2.6
		5	%	6.4	7.1	5.1	5.0	11.0	5.8	8.4	4.4	6.9	6.4	6.0
		6	%	5.0	4.2	2.5	4.7	8.2	6.4	6.7	3.5	3.1	7.4	4.3
		7	%	11.6	8.8	8.5	10.9	17.8	11.9	13.7	9.6	11.7	13.8	9.6
		8	%	16.5	18.9	21.7	17.6	9.8	12.5	16.0	17.1	15.7	18.7	15.2
		9	%	12.3	15.2	14.9	11.6	7.9	14.0	9.1	15.2	9.7	12.0	14.3
		Very important (10)	%	38.3	41.2	41.9	40.3	26.0	42.2	31.4	45.0	42.0	33.6	39.9
	Unsure	%	0.4	0.0	0.3	0.7	0.0	0.3	0.0	0.7	0.3	0.0	0.8	

Nanos conducted an RDD dual frame (land- and cell- lines) hybrid telephone and online random survey of 1,504 Canadians, 18 years of age or older, between August 21<sup>st</sup> and 31<sup>st</sup>, 2020. The margin of error this survey is ±2.5 percentage points, 19 times out of 20. \*Note: some results have been shaded due to small sample size.



2020-973 – Canadian Defence and Security Network –Survey – STAT SHEET

		Region						Gender			Age			
		Canada 2020-08	Atlantic	Quebec	Ontario	Prairies	British Columbia	Male	Female	Other	18 to 34	35 to 54	55 plus	
Question 8 - Should	Total	Unwgt N	1340	132	344	390	264	210	709	630	1	278	440	622
Canada's foreign policy		Wgt N	1335	86	320	502	248	178	660	675	1	367	445	523
priority be more about		Mean	6.4	6.4	6.8	6.3	5.8	6.5	6.0	6.8		6.2	6.4	6.5
promoting its interests or its		Median	7.0	7.0	7.0	7.0	6.0	7.0	7.0	7.0		7.0	7.0	7.0
values around the world?		%	3.4	5.3	1.6	3.3	6.8	1.3	5.0	1.8		4.7	3.8	2.2
Promoting interests (move	0	%	2.2	3.0	2.5	1.6	3.1	2.1	3.6	0.9		1.6	2.0	2.9
slider left)   Promoting	1	%	4.8	3.2	5.3	4.4	5.8	4.2	7.1	2.6		4.6	5.3	4.5
values (move slider right)	2	%	6.3	4.7	5.2	7.5	6.1	5.8	7.5	4.9		9.1	5.2	5.2
	3	%	4.2	1.7	1.6	4.4	7.1	5.6	5.5	3.0		4.3	4.1	4.3
	4	%	8.2	8.5	4.6	10.2	8.5	8.7	6.5	9.9		8.3	8.2	8.2
	5	%	11.4	14.2	10.8	10.4	14.6	9.6	10.7	12.1		11.4	13.0	10.1
	6	%	20.9	22.0	20.7	21.9	15.4	25.7	18.2	23.6		22.1	20.6	20.4
	7	%	21.1	17.8	25.1	21.1	17.7	20.1	20.6	21.5		18.0	21.1	23.3
	8	%	7.7	7.8	10.6	6.2	6.6	8.3	6.6	8.8		4.4	7.4	10.3
	9	%	9.7	11.8	12.0	9.0	8.1	8.6	8.6	10.7		11.6	9.4	8.5
	10	%												

Nanos conducted an RDD dual frame (land- and cell- lines) hybrid telephone and online random survey of 1,504 Canadians, 18 years of age or older, between August 21<sup>st</sup> and 31<sup>st</sup>, 2020. The margin of error this survey is ±2.5 percentage points, 19 times out of 20. \*Note: some results have been shaded due to small sample size.



2020-973 – Canadian Defence and Security Network –Survey – STAT SHEET

			Region						Gender			Age		
			Canada 2020-08	Atlantic	Quebec	Ontario	Prairies	British Columbia	Male	Female	Other	18 to 34	35 to 54	55 plus
Question 9 - What values should Canada be promoting around the world, if any? [OPEN]	Total	Unwgt N	1386	135	351	411	265	224	722	661	3	280	455	651
		Wgt N	1378	88	326	530	246	187	672	703	3	366	466	546
	Peace	%	13.1	10.6	15.5	13.4	12.9	9.6	13.1	13.1		13.8	13.9	12.0
	Freedom/Liberty	%	6.5	9.7	5.4	5.4	8.5	7.1	9.2	3.9		5.9	6.6	6.7
	Canadian values and culture	%	1.6	0.0	1.6	1.3	3.2	1.0	0.8	2.3		2.1	1.0	1.7
	Rule of Law	%	1.3	1.9	0.8	1.3	1.5	1.8	1.9	0.8		1.4	0.7	1.8
	Human Rights	%	13.0	14.0	12.3	13.9	12.0	12.5	13.4	12.5		11.4	12.1	14.8
	Love/kindness	%	1.8	1.3	0.5	2.4	1.7	2.8	0.6	2.9		2.6	2.5	0.7
	Environment and climate change	%	7.1	7.0	8.1	6.9	5.6	8.0	4.6	9.3		9.9	7.6	4.8
	None/remain neutral	%	1.2	0.6	0.4	1.3	2.1	1.4	2.1	0.4		1.3	0.8	1.5
	Inclusivity, fairness, equality	%	24.9	26.4	24.0	27.0	20.4	25.4	20.9	28.7		20.8	26.9	25.9
	Democracy	%	11.0	11.6	10.0	10.2	12.8	12.3	15.4	6.8		10.6	8.3	13.5
	Multiculturalism	%	1.0	0.6	0.8	1.5	0.3	0.7	0.7	1.3		1.1	1.6	0.4
	Respect	%	2.5	4.5	4.9	1.3	1.3	2.5	1.8	3.2		1.6	2.9	2.8
	Honesty	%	2.1	0.7	1.6	1.6	2.8	4.3	1.8	2.4		0.7	2.6	2.6
	Leadership	%	0.6	0.6	0.3	0.8	0.7	0.5	0.0	1.1		0.7	1.2	0.0
	Trade/commerce	%	2.6	0.0	3.0	2.4	4.0	2.0	4.0	1.3		3.1	3.0	2.0
	Diplomacy	%	1.4	1.3	2.4	0.9	1.6	0.4	1.6	1.1		2.1	1.2	1.0
	Maintaining an inward focus on domestic issues	%	1.5	1.0	0.0	2.0	2.7	1.3	1.7	1.3		2.3	1.8	0.7
	other	%	4.7	6.3	6.5	3.5	4.3	4.3	5.5	3.9		6.6	3.5	4.3
	Integrity/transparency	%	1.8	1.7	1.8	2.1	1.2	2.2	0.8	2.8		1.2	1.5	2.5
	Unsure	%	0.4	0.0	0.3	0.7	0.6	0.0	0.0	0.9		0.7	0.3	0.4

Nanos conducted an RDD dual frame (land- and cell- lines) hybrid telephone and online random survey of 1,504 Canadians, 18 years of age or older, between August 21<sup>st</sup> and 31<sup>st</sup>, 2020. The margin of error this survey is ±2.5 percentage points, 19 times out of 20. \*Note: some results have been shaded due to small sample size.



2020-973 – Canadian Defence and Security Network –Survey – STAT SHEET

			Region						Gender			Age			
			Canada 2020-08	Atlantic	Quebec	Ontario	Prairies	British Columbia	Male	Female	Other	18 to 34	35 to 54	55 plus	
Question 10 - What interests should Canada be promoting around the world, if any? [OPEN]	Total	Unwgt N	1282	122	326	374	247	213	682	599	1	251	408	623	
		Wgt N	1267	81	301	480	228	177	632	634	1	328	417	523	
		Trade and economic exchange	%	35.7	28.4	40.0	35.6	35.9	31.9	38.6	32.9		37.3	35.6	34.8
		Human rights	%	2.3	2.3	0.9	2.6	3.7	2.2	2.3	2.4		1.9	1.7	3.1
		Environmental responsibility and climate change	%	16.2	14.0	13.6	18.4	14.0	18.0	13.2	19.2		20.0	17.1	13.0
		Oil and gas/natural resources/energy	%	5.9	3.4	4.5	4.2	13.0	5.0	6.3	5.5		5.7	6.1	5.8
		Health/health care	%	1.4	2.9	1.3	1.5	0.6	1.6	1.0	1.8		2.0	1.1	1.3
		Humanitarian aid	%	1.7	0.6	2.7	1.9	1.4	0.4	1.3	2.2		1.4	1.3	2.3
		National interests	%	3.4	3.3	2.2	4.4	3.9	2.2	3.4	3.4		4.4	2.9	3.2
		Defense/protection of territory	%	2.0	1.7	4.1	1.2	1.4	1.3	2.3	1.7		1.4	1.8	2.6
		Democracy	%	2.7	1.4	4.7	2.6	1.6	1.3	3.5	1.9		1.6	1.7	4.1
		Peace and diplomacy	%	7.8	14.8	6.9	8.2	6.0	7.8	9.0	6.7		7.1	7.5	8.6
		Tourism	%	0.6	0.7	0.0	0.3	1.5	1.1	0.2	0.9		0.0	1.3	0.4
		Equality and social justice	%	5.7	8.1	5.4	5.5	3.8	8.0	5.4	6.0		3.0	7.0	6.4
		Capacity building and assisting other regimes	%	1.1	1.7	0.3	1.4	1.7	0.8	1.3	1.0		1.0	1.1	1.2
		none/remain neutral	%	1.8	1.4	1.4	1.1	2.3	3.7	2.1	1.4		1.7	1.6	1.9
		Immigration and refugees	%	2.0	4.7	2.5	1.9	0.8	1.6	1.3	2.7		0.5	2.4	2.6
		Education	%	1.0	0.6	1.4	0.6	0.6	1.9	0.9	1.1		1.3	0.8	0.9
		Other	%	3.2	3.8	3.4	2.2	2.2	6.7	3.7	2.8		4.6	3.2	2.4
		Freedom/free speech	%	1.0	0.0	1.0	1.0	1.1	0.9	1.7	0.3		0.0	1.6	1.0
	Technology/research	%	0.6	0.7	0.2	1.1	0.7	0.0	1.0	0.2		1.3	0.5	0.3	
	Unsure	%	3.9	5.5	3.2	4.1	3.9	3.8	1.7	5.9		3.9	3.6	4.1	

Nanos conducted an RDD dual frame (land- and cell- lines) hybrid telephone and online random survey of 1,504 Canadians, 18 years of age or older, between August 21<sup>st</sup> and 31<sup>st</sup>, 2020. The margin of error this survey is ±2.5 percentage points, 19 times out of 20. \*Note: some results have been shaded due to small sample size.



**2020-973 – Canadian Defence and Security Network –Survey – STAT SHEET**

How much do you care, if at all, about how Canada is viewed by the following countries or organizations? [RANDOMIZE]

		Region							Gender			Age			
		Canada 2020-08	Atlantic	Quebec	Ontario	Prairies	British Columbia	Male	Female	Other	18 to 34	35 to 54	55 plus		
Question 11 - United States	Total	Unwgt N	1503	153	374	445	294	237	783	717	3	314	502	687	
		Wgt N	1497	99	350	574	275	199	731	764	3	411	510	575	
		Mean	6.4	5.8	6.9	6.2	6.6	6.2	6.8	6.0		6.3	6.2	6.6	
		Median	7.0	6.0	8.0	7.0	7.0	7.0	8.0	7.0		7.0	7.0	7.0	
		Do not care (0)	%	9.6	11.8	6.4	12.5	8.1	7.8	8.4	10.7		10.4	10.4	8.3
		1	%	1.7	3.4	2.0	1.4	0.9	2.3	1.3	2.1		1.1	1.9	1.9
		2	%	2.5	3.6	1.6	2.8	1.6	3.5	1.8	3.1		1.4	2.8	2.9
		3	%	4.7	8.1	2.0	4.4	6.2	6.2	4.3	5.1		6.5	4.9	3.1
		4	%	4.1	3.5	3.1	4.4	3.9	5.3	2.8	5.1		4.1	4.6	3.5
		5	%	9.8	9.6	9.6	10.3	8.6	10.6	9.0	10.6		8.0	11.8	9.4
		6	%	9.1	9.5	9.1	7.9	10.3	10.5	7.3	10.6		9.7	8.2	9.3
		7	%	13.6	12.0	13.4	12.2	16.6	14.3	12.5	14.5		16.7	13.5	11.4
		8	%	15.8	11.9	19.1	16.4	12.9	14.2	17.5	14.2		15.0	15.1	17.0
		9	%	10.7	10.9	12.8	9.6	10.9	9.5	13.3	8.2		9.1	9.6	12.8
	Care (10)	%	17.8	14.5	19.9	17.8	18.4	15.2	21.1	14.8		17.5	16.5	19.3	
	Unsure	%	0.8	1.1	1.0	0.2	1.6	0.7	0.6	1.0		0.5	0.7	1.1	

Nanos conducted an RDD dual frame (land- and cell- lines) hybrid telephone and online random survey of 1,504 Canadians, 18 years of age or older, between August 21<sup>st</sup> and 31<sup>st</sup>, 2020. The margin of error this survey is ±2.5 percentage points, 19 times out of 20. \*Note: some results have been shaded due to small sample size.



**2020-973 – Canadian Defence and Security Network –Survey – STAT SHEET**

How much do you care, if at all, about how Canada is viewed by the following countries or organizations? [RANDOMIZE]

		Region						Gender			Age				
		Canada 2020-08	Atlantic	Quebec	Ontario	Prairies	British Columbia	Male	Female	Other	18 to 34	35 to 54	55 plus		
Question 12 - Europe	Total	Unwgt N	1501	152	374	444	294	237	782	716	3	313	503	685	
		Wgt N	1496	99	349	574	275	200	730	763	3	410	512	574	
		Mean	7.6	7.8	7.7	7.7	7.4	7.6	7.4	7.8		7.4	7.4	8.0	
		Median	8.0	8.0	8.0	8.0	8.0	8.0	8.0	8.0		8.0	8.0	8.0	
		Do not care (0)	%	2.9	4.4	2.5	3.3	3.2	1.7	3.2	2.6		4.4	3.5	1.4
		1	%	0.5	1.5	0.5	0.4	0.3	0.6	0.6	0.4		0.0	0.6	0.8
		2	%	1.0	0.5	0.9	1.0	0.5	2.0	1.4	0.6		1.0	1.0	0.9
		3	%	1.3	0.0	1.1	1.2	1.3	2.4	2.2	0.4		0.7	2.4	0.6
		4	%	1.0	0.6	1.7	0.2	1.1	1.8	1.6	0.4		1.8	0.6	0.7
		5	%	7.3	2.1	6.8	9.0	7.1	6.0	7.8	6.7		7.7	9.8	4.8
		6	%	7.1	2.2	6.4	5.4	12.0	8.7	7.8	6.3		8.4	7.0	6.2
		7	%	16.3	19.9	15.2	15.5	20.3	13.5	16.5	16.1		19.9	18.8	11.5
		8	%	25.7	29.7	27.3	25.2	24.5	24.0	25.0	26.4		23.9	23.6	28.9
		9	%	14.0	15.4	13.1	14.8	11.3	16.4	12.9	15.1		11.9	11.2	18.1
	Care (10)	%	22.1	21.2	23.5	23.5	17.3	22.8	20.6	23.6		19.5	20.8	25.1	
	Unsure	%	0.8	2.5	1.1	0.5	1.0	0.3	0.3	1.4		0.8	0.8	0.9	

Nanos conducted an RDD dual frame (land- and cell- lines) hybrid telephone and online random survey of 1,504 Canadians, 18 years of age or older, between August 21<sup>st</sup> and 31<sup>st</sup>, 2020. The margin of error this survey is ±2.5 percentage points, 19 times out of 20. \*Note: some results have been shaded due to small sample size.



**2020-973 – Canadian Defence and Security Network –Survey – STAT SHEET**

How much do you care, if at all, about how Canada is viewed by the following countries or organizations? [RANDOMIZE]

		Region							Gender			Age			
		Canada 2020-08	Atlantic	Quebec	Ontario	Prairies	British Columbia	Male	Female	Other	18 to 34	35 to 54	55 plus		
Question 13 - United Nations	Total	Unwgt N	1499	152	372	445	293	237	780	716	3	313	504	682	
		Wgt N	1494	98	348	575	273	200	728	763	3	410	513	571	
		Mean	6.8	7.1	7.3	7.0	5.6	6.8	6.0	7.5		6.5	6.5	7.2	
		Median	8.0	8.0	8.0	8.0	7.0	8.0	7.0	8.0		7.0	7.0	8.0	
		Do not care (0)	%	10.4	10.0	3.8	11.0	18.4	9.7	15.5	5.6		11.3	13.4	7.2
		1	%	1.5	1.1	1.6	1.3	2.1	1.4	2.2	0.8		0.7	1.5	2.1
		2	%	3.0	1.1	4.3	1.5	4.0	4.4	4.4	1.6		4.8	1.7	2.8
		3	%	2.5	0.5	2.2	1.9	5.0	2.1	3.3	1.7		2.9	3.4	1.5
		4	%	2.7	0.5	2.2	1.8	5.6	3.1	3.3	2.0		3.6	2.1	2.5
		5	%	6.5	5.4	7.9	6.6	4.7	6.8	6.6	6.4		5.5	8.0	5.9
		6	%	6.7	6.0	4.9	8.0	6.4	6.5	7.6	5.8		6.6	7.6	5.9
		7	%	12.3	18.3	15.4	10.3	10.4	12.5	11.6	12.8		16.1	11.9	10.0
		8	%	17.2	17.5	16.7	18.4	17.6	14.3	15.6	18.8		13.8	17.7	19.3
		9	%	12.0	18.8	13.9	10.9	8.8	12.8	11.1	12.9		9.3	11.1	14.7
		Care (10)	%	23.8	19.5	25.8	27.3	14.7	24.9	17.9	29.6		23.5	20.4	27.1
	Unsure	%	1.4	1.3	1.3	0.9	2.2	1.6	0.9	1.8		2.0	1.1	1.1	

Nanos conducted an RDD dual frame (land- and cell- lines) hybrid telephone and online random survey of 1,504 Canadians, 18 years of age or older, between August 21<sup>st</sup> and 31<sup>st</sup>, 2020. The margin of error this survey is ±2.5 percentage points, 19 times out of 20. \*Note: some results have been shaded due to small sample size.



**2020-973 – Canadian Defence and Security Network –Survey – STAT SHEET**

How much do you care, if at all, about how Canada is viewed by the following countries or organizations? [RANDOMIZE]

			Region					Gender			Age				
			Canada 2020-08	Atlantic	Quebec	Ontario	Prairies	British Columbia	Male	Female	Other	18 to 34	35 to 54	55 plus	
Question 14 - NATO	Total	Unwgt N	1494	150	372	443	292	237	777	714	3	313	501	680	
		Wgt N	1491	97	348	572	273	200	726	761	3	411	510	570	
		Mean	7.1	7.4	7.1	7.3	6.8	7.0	6.9	7.3		6.5	7.0	7.7	
		Median	8.0	8.0	7.0	8.0	7.0	8.0	8.0	8.0		7.0	7.0	8.0	
	Do not care (0)	%	5.4	5.8	3.5	5.6	6.6	6.6	6.4	4.6		8.1	5.9	3.1	
		1	%	1.2	1.2	2.0	0.5	1.6	1.6	1.5	1.0		2.4	0.9	0.7
		2	%	2.1	0.0	2.8	2.1	2.2	1.6	3.2	1.0		2.4	1.5	2.3
		3	%	2.5	1.0	2.6	2.5	2.9	2.5	3.5	1.5		3.0	3.1	1.6
		4	%	2.7	3.3	3.2	2.2	2.7	2.5	3.1	2.3		3.3	3.2	1.8
		5	%	8.4	3.7	9.3	8.4	9.3	8.2	7.8	9.1		10.6	8.8	6.5
		6	%	7.1	8.6	7.5	6.8	6.9	6.9	7.4	6.6		8.5	8.1	5.2
		7	%	16.0	14.9	18.7	12.8	17.8	18.6	14.8	17.1		15.3	18.2	14.5
		8	%	18.3	22.0	16.4	18.8	21.8	13.7	18.3	18.4		16.5	18.5	19.4
		9	%	11.7	15.8	11.4	12.5	8.1	12.7	11.5	11.9		8.1	12.3	13.7
		Care (10)	%	22.8	20.9	20.9	26.5	17.9	23.4	21.8	23.9		19.1	18.2	29.6
Unsure	%	1.8	2.9	1.8	1.4	2.2	1.7	0.8	2.8		2.8	1.1	1.7		

Nanos conducted an RDD dual frame (land- and cell- lines) hybrid telephone and online random survey of 1,504 Canadians, 18 years of age or older, between August 21<sup>st</sup> and 31<sup>st</sup>, 2020. The margin of error this survey is ±2.5 percentage points, 19 times out of 20. \*Note: some results have been shaded due to small sample size.





**2020-973 – Canadian Defence and Security Network –Survey – STAT SHEET**

How much do you care, if at all, about how Canada is viewed by the following countries or organizations? [RANDOMIZE]

		Region						Gender			Age			
		Canada 2020-08	Atlantic	Quebec	Ontario	Prairies	British Columbia	Male	Female	Other	18 to 34	35 to 54	55 plus	
Question 15 - Africa	Total	Unwgt N	1499	151	373	445	293	237	782	714	3	314	502	683
		Wgt N	1495	98	348	575	274	200	730	762	3	411	511	572
		Mean	6.0	6.3	6.2	6.1	5.3	5.9	5.5	6.4		5.8	5.7	6.3
		Median	6.0	6.0	6.0	7.0	6.0	6.0	6.0	7.0		6.0	6.0	7.0
		Do not care (0)	%	8.2	7.8	4.9	8.6	11.2	8.8	11.4	5.1	10.3	10.0	5.0
		1	%	1.8	2.2	2.4	0.6	3.1	2.2	2.4	1.2	1.6	2.0	1.7
		2	%	3.2	1.2	2.8	3.5	3.7	3.5	4.1	2.4	2.9	3.5	3.3
		3	%	5.0	2.1	3.6	5.4	6.0	6.5	6.2	3.9	5.8	4.7	4.7
		4	%	5.7	5.4	7.9	4.6	5.6	5.3	6.6	4.8	6.9	5.5	5.0
		5	%	14.8	17.8	14.3	13.8	19.2	10.7	15.3	14.0	13.3	17.0	13.8
		6	%	12.3	12.3	12.8	11.2	13.5	13.2	11.2	13.4	12.9	12.7	11.6
		7	%	16.0	10.6	17.1	16.7	14.5	16.8	12.5	19.4	15.7	16.2	16.1
		8	%	13.0	14.7	11.8	15.0	10.2	12.5	12.2	13.7	10.7	11.3	16.2
		9	%	5.7	7.1	6.8	4.8	3.7	8.1	6.0	5.4	5.1	4.1	7.4
	Care (10)	%	12.4	16.0	12.5	14.4	8.1	10.5	10.7	14.1	12.8	11.6	12.8	
	Unsure	%	2.0	2.8	3.0	1.5	1.3	2.0	1.4	2.5	2.0	1.5	2.3	

Nanos conducted an RDD dual frame (land- and cell- lines) hybrid telephone and online random survey of 1,504 Canadians, 18 years of age or older, between August 21<sup>st</sup> and 31<sup>st</sup>, 2020. The margin of error this survey is ±2.5 percentage points, 19 times out of 20. \*Note: some results have been shaded due to small sample size.



**2020-973 – Canadian Defence and Security Network –Survey – STAT SHEET**

How much do you care, if at all, about how Canada is viewed by the following countries or organizations? [RANDOMIZE]

		Region						Gender			Age				
		Canada 2020-08	Atlantic	Quebec	Ontario	Prairies	British Columbia	Male	Female	Other	18 to 34	35 to 54	55 plus		
Question 16 - China	Total	Unwgt N	1498	153	372	445	292	236	782	713	3	312	503	683	
		Wgt N	1492	99	347	575	273	198	729	760	3	409	512	572	
		Mean	5.0	5.0	5.8	4.9	4.2	4.6	4.5	5.5		4.7	4.9	5.2	
		Median	5.0	5.0	6.0	5.0	5.0	5.0	5.0	6.0		5.0	5.0	5.0	
		Do not care (0)	%	16.7	14.6	9.4	18.5	23.7	15.9	21.7	12.1		19.3	18.1	13.7
		1	%	3.1	2.6	2.2	2.0	5.4	5.0	3.7	2.5		4.3	2.5	2.7
		2	%	6.1	8.8	5.4	6.2	6.2	5.5	7.0	5.3		5.5	5.0	7.5
		3	%	5.9	5.4	5.4	5.9	4.6	9.0	6.3	5.6		3.5	7.3	6.4
		4	%	6.3	7.5	6.8	6.8	4.7	5.2	6.5	5.9		7.7	4.9	6.5
		5	%	13.8	10.9	13.6	13.0	15.5	15.4	14.4	13.0		15.2	13.4	13.1
		6	%	10.7	12.7	10.1	10.0	10.6	12.5	8.2	13.1		14.2	9.5	9.2
		7	%	11.8	11.2	13.7	11.3	11.6	10.6	10.8	12.8		8.5	14.0	12.2
		8	%	10.3	10.1	12.7	10.5	8.5	8.4	8.9	11.7		7.2	12.2	11.0
		9	%	4.4	4.2	6.2	4.7	2.8	3.1	3.7	5.2		4.4	3.4	5.4
	Care (10)	%	9.3	9.8	13.1	9.7	5.5	6.7	7.9	10.7		8.7	8.1	10.9	
	Unsure	%	1.5	2.4	1.4	1.3	0.8	2.7	0.9	2.0		1.4	1.6	1.5	

Nanos conducted an RDD dual frame (land- and cell- lines) hybrid telephone and online random survey of 1,504 Canadians, 18 years of age or older, between August 21<sup>st</sup> and 31<sup>st</sup>, 2020. The margin of error this survey is ±2.5 percentage points, 19 times out of 20. \*Note: some results have been shaded due to small sample size.



**2020-973 – Canadian Defence and Security Network –Survey – STAT SHEET**

How much do you care, if at all, about how Canada is viewed by the following countries or organizations? [RANDOMIZE]

		Region						Gender			Age			
		Canada 2020-08	Atlantic	Quebec	Ontario	Prairies	British Columbia	Male	Female	Other	18 to 34	35 to 54	55 plus	
Question 17 - Latin America	Total	Unwgt N	1501	153	373	445	292	238	782	716	3	314	502	685
		Wgt N	1496	99	349	575	273	200	730	764	3	411	511	573
		Mean	6.2	6.5	6.3	6.3	5.9	6.3	6.0	6.5		6.1	6.1	6.4
		Median	7.0	7.0	7.0	7.0	6.0	7.0	6.0	7.0		6.0	6.0	7.0
		Do not care (0)	%	5.2	6.5	3.2	6.5	5.0	4.5	7.1	3.3	6.9	6.0	3.2
		1	%	1.4	2.6	1.1	1.0	2.2	1.4	1.9	1.0	0.6	1.3	2.2
		2	%	2.2	0.0	2.6	2.8	1.9	1.2	1.9	2.5	2.8	2.5	1.4
		3	%	4.2	3.1	3.0	3.4	5.3	7.5	5.5	2.9	4.3	4.7	3.7
		4	%	5.9	3.1	7.9	6.0	5.3	3.9	6.7	5.1	7.3	4.6	6.0
		5	%	13.4	13.1	14.0	11.2	17.6	13.3	12.2	14.4	13.4	14.3	12.7
		6	%	16.8	14.4	15.7	16.5	20.2	16.3	17.6	16.2	17.2	17.6	16.0
		7	%	19.8	16.4	20.9	20.3	18.6	19.9	18.0	21.6	18.0	21.2	20.0
		8	%	12.5	16.8	12.2	12.7	11.0	12.5	13.4	11.8	11.1	11.8	14.2
		9	%	5.5	4.1	6.4	5.4	3.6	7.6	5.6	5.3	5.4	4.2	6.7
	Care (10)	%	11.3	15.5	10.7	12.9	7.9	10.6	9.2	13.4	11.7	10.6	11.7	
	Unsure	%	1.7	4.3	2.3	1.2	1.5	1.3	0.9	2.5	1.5	1.4	2.3	

Nanos conducted an RDD dual frame (land- and cell- lines) hybrid telephone and online random survey of 1,504 Canadians, 18 years of age or older, between August 21<sup>st</sup> and 31<sup>st</sup>, 2020. The margin of error this survey is ±2.5 percentage points, 19 times out of 20. \*Note: some results have been shaded due to small sample size.



2020-973 – Canadian Defence and Security Network –Survey – STAT SHEET

		Region							Gender			Age			
		Canada 2020-08	Atlantic	Quebec	Ontario	Prairies	British Columbia	Male	Female	Other	18 to 34	35 to 54	55 plus		
Question 18 - To what extent, if at all, do you think Canada faces international threats?	Total	Unwgt N	1504	154	374	443	294	239	785	716	3	312	504	688	
		Wgt N	1497	100	349	572	275	201	732	762	3	409	513	575	
		Mean	5.7	5.5	5.3	5.8	6.1	5.7	5.8	5.6		5.2	5.7	6.0	
		Median	6.0	6.0	6.0	6.0	6.0	6.0	6.0	6.0		5.0	6.0	6.0	
		Not at all (0)	%	2.7	4.4	4.3	2.8	1.7	0.3	3.2	2.3		4.1	1.6	2.8
		1	%	1.8	3.3	2.6	1.0	2.4	1.2	2.1	1.5		2.7	1.8	1.1
		2	%	5.5	4.0	6.1	5.6	4.0	6.9	4.9	5.9		6.9	5.5	4.5
		3	%	10.5	9.2	10.4	11.7	7.4	12.1	11.0	10.0		15.2	10.9	6.8
		4	%	8.9	11.1	8.6	8.8	7.6	10.5	6.7	11.1		7.8	9.7	9.1
		5	%	12.3	12.5	14.6	11.3	9.8	14.9	12.1	12.5		12.8	13.0	11.4
		6	%	14.9	11.7	17.0	14.4	17.3	10.9	13.1	16.7		15.3	15.6	13.9
		7	%	19.5	21.7	17.5	19.2	22.5	18.7	20.4	18.6		16.1	20.0	21.5
		8	%	10.6	9.8	9.0	12.2	10.8	9.0	12.1	9.2		8.2	9.7	13.2
	9	%	3.4	3.6	2.5	2.5	5.9	4.3	4.4	2.5		4.2	2.2	3.9	
	To a very high degree (10)	%	7.1	5.5	3.4	8.8	7.6	8.4	8.2	6.0		3.9	8.0	8.5	
	Unsure	%	2.7	3.2	4.0	1.8	3.0	2.8	1.7	3.7		2.8	2.1	3.3	

Nanos conducted an RDD dual frame (land- and cell- lines) hybrid telephone and online random survey of 1,504 Canadians, 18 years of age or older, between August 21<sup>st</sup> and 31<sup>st</sup>, 2020. The margin of error this survey is ±2.5 percentage points, 19 times out of 20. \*Note: some results have been shaded due to small sample size.



2020-973 – Canadian Defence and Security Network –Survey – STAT SHEET

			Region						Gender			Age		
			Canada 2020-08	Atlantic	Quebec	Ontario	Prairies	British Columbia	Male	Female	Other	18 to 34	35 to 54	55 plus
Question 19 - What is the most important international threat to Canada, if any, that concerns you? [OPEN]	Total	Unwgt N	1450	141	363	429	284	233	761	687	2	297	480	673
		Wgt N	1444	91	339	553	266	195	710	731	2	391	489	564
	China	%	21.8	16.1	19.5	21.1	25.2	26.1	26.1	17.7		22.1	21.0	22.3
	Immigration/Illegal immigrants/border security	%	2.0	1.2	2.0	1.6	3.1	1.5	1.7	2.2		1.5	2.6	1.7
	The US/Trump	%	17.4	20.2	20.0	16.8	15.1	16.5	12.7	22.1		19.6	17.2	16.1
	Nothing	%	1.3	2.2	1.4	0.8	1.4	2.0	1.0	1.4		1.2	1.5	1.2
	Virus/Biological threats/pandemics	%	3.8	3.9	3.4	5.2	2.4	2.2	2.7	4.7		4.2	3.2	4.1
	Russia	%	1.7	0.7	1.7	2.3	1.5	1.0	2.0	1.5		2.6	1.1	1.6
	Climate change/the environment	%	5.8	8.7	5.5	5.7	3.8	7.8	5.5	6.0		6.2	6.5	4.9
	Foreign acquisition of land/natural resources	%	1.0	0.0	1.6	0.4	1.2	2.3	1.3	0.7		1.5	0.7	1.0
	Trade wars	%	6.6	6.4	6.5	7.7	6.0	4.9	6.6	6.7		5.8	5.1	8.5
	Terrorism	%	7.1	5.8	7.3	7.5	8.4	4.5	6.9	7.4		7.2	8.3	6.0
	Arctic sovereignty	%	1.9	1.0	2.1	1.8	2.1	2.0	2.1	1.7		1.5	1.1	2.8
	Nuclear weapons	%	0.8	0.5	1.3	0.8	0.5	0.9	0.3	1.4		1.1	1.0	0.5
	Economic collapse	%	2.5	0.5	4.8	2.3	2.1	0.8	2.8	2.2		1.5	4.5	1.5
	Cyber attacks	%	10.1	12.3	9.3	10.6	8.7	10.8	12.6	7.7		8.1	9.2	12.3
	Water supply/Food safety	%	0.7	0.0	1.2	0.6	0.5	0.9	0.6	0.9		1.7	0.5	0.3
	War/weapons/bombs	%	0.7	0.7	1.1	0.5	0.8	0.8	0.5	1.0		0.7	1.2	0.4
	Losing power/influence on the international stage	%	0.2	0.0	0.4	0.0	0.0	1.0	0.3	0.2		0.4	0.2	0.2
	Extremism	%	0.9	1.9	0.4	1.5	0.3	0.0	0.6	1.1		1.0	0.9	0.7
Espionage/interference from other countries	%	2.5	1.5	1.2	2.7	4.2	2.5	3.4	1.6		0.8	3.4	2.9	
Other	%	3.4	2.7	3.3	3.9	2.4	3.9	3.2	3.7		3.4	3.6	3.3	
North Korea	%	0.2	0.0	0.0	0.0	0.9	0.4	0.2	0.2		0.4	0.0	0.3	
Middle East	%	0.6	1.2	0.8	0.3	1.1	0.0	0.4	0.7		0.2	0.8	0.7	
Tense diplomatic relations/loss of diplomatic relations/being caught between US/China problems	%	2.9	5.4	2.8	2.6	2.8	3.1	2.5	3.3		2.3	2.6	3.6	

Nanos conducted an RDD dual frame (land- and cell- lines) hybrid telephone and online random survey of 1,504 Canadians, 18 years of age or older, between August 21<sup>st</sup> and 31<sup>st</sup>, 2020. The margin of error this survey is ±2.5 percentage points, 19 times out of 20. \*Note: some results have been shaded due to small sample size.



**2020-973 – Canadian Defence and Security Network –Survey – STAT SHEET**

		Region					Gender			Age			
		Canada 2020-08	Atlantic	Quebec	Ontario	Prairies	British Columbia	Male	Female	Other	18 to 34	35 to 54	55 plus
	Not being self-sufficient, losing industries to other countries	%	0.9	0.5	0.5	1.2	1.1	0.4	0.6	1.1	1.0	0.8	0.8
	Threats to Canada's democracy (i.e. communism, totalitarianism, socialism, populism)	%	2.0	4.3	0.5	1.5	3.0	3.6	2.8	1.2	1.5	2.2	2.1
	Unsure	%	1.0	2.0	1.4	0.8	1.3	0.3	0.6	1.4	2.7	0.8	0.1

Nanos conducted an RDD dual frame (land- and cell- lines) hybrid telephone and online random survey of 1,504 Canadians, 18 years of age or older, between August 21<sup>st</sup> and 31<sup>st</sup>, 2020. The margin of error this survey is ±2.5 percentage points, 19 times out of 20. \*Note: some results have been shaded due to small sample size.



2020-973 – Canadian Defence and Security Network –Survey – STAT SHEET

			Region						Gender			Age		
			Canada 2020-08	Atlantic	Quebec	Ontario	Prairies	British Columbia	Male	Female	Other	18 to 34	35 to 54	55 plus
Question 20 - What is the second most important international threat to Canada, if any, that concerns you? [OPEN]	Total	Unwgt N	1355	129	349	402	255	220	723	631	1	266	447	642
		Wgt N	1350	84	325	517	240	184	673	676	1	353	457	541
	China	%	11.7	9.0	14.0	11.2	10.9	11.6	11.2	12.2		10.5	10.6	13.5
	Immigration/Illegal immigrants/border security	%	4.3	0.0	4.3	3.9	7.8	2.8	4.3	4.2		6.1	2.2	4.8
	The US/Trump	%	13.8	13.1	15.0	12.9	13.7	14.4	14.3	13.3		13.1	14.3	13.8
	Nothing	%	2.5	5.7	3.0	1.8	2.2	2.8	2.7	2.4		3.7	2.3	2.0
	Virus/Biological threats/pandemics	%	4.8	10.0	4.5	5.4	3.0	3.3	3.6	5.9		4.8	5.4	4.3
	Russia	%	3.3	4.3	1.9	3.1	3.7	5.6	4.0	2.7		4.4	2.8	3.1
	Climate change/the environment	%	5.3	3.6	5.6	5.8	2.5	7.5	5.3	5.2		4.6	4.7	6.1
	Foreign acquisition of land/natural resources	%	2.1	1.8	1.7	1.0	4.8	2.8	1.8	2.5		0.4	2.8	2.7
	Trade wars	%	9.4	10.3	7.4	10.4	10.4	8.7	9.9	8.9		10.5	9.1	9.0
	Terrorism	%	6.1	7.7	4.7	7.6	4.3	6.3	5.4	6.9		5.4	8.8	4.4
	Artic sovereignty	%	2.2	2.0	2.1	2.5	2.1	2.1	2.2	2.2		1.6	3.4	1.6
	Nuclear weapons	%	0.6	1.5	0.3	0.8	0.6	0.0	0.7	0.4		1.0	0.5	0.4
	Economic collapse	%	4.8	1.8	6.6	4.5	4.5	3.9	5.5	4.1		5.5	5.3	3.8
	Cyber attacks	%	5.6	2.6	5.0	6.2	5.8	5.9	6.7	4.6		5.3	5.7	5.7
	Water supply/Food safety	%	0.4	0.0	0.7	0.3	0.3	0.4	0.4	0.3		0.0	0.5	0.5
	War/weapons/bombs	%	2.6	0.0	4.1	3.5	0.7	1.2	2.0	3.3		2.8	2.1	2.9
	Losing power/influence on the international stage	%	1.0	1.1	0.5	1.0	1.4	1.4	0.8	1.2		0.7	0.7	1.4
	Extremism	%	3.0	3.1	2.5	3.4	3.0	2.7	3.3	2.7		2.1	3.4	3.3
	Espionage/interference from other countries	%	3.3	7.6	0.9	4.7	3.6	1.2	4.6	2.0		3.1	2.7	3.9
	Other	%	6.5	6.9	7.8	4.8	8.3	6.5	5.9	7.2		5.8	6.2	7.2
	North Korea	%	0.9	0.0	0.5	0.6	1.7	1.5	0.2	1.5		1.1	1.1	0.5
	Middle East	%	0.5	0.0	0.5	0.3	0.6	1.3	0.9	0.1		0.8	0.6	0.3
	Tense diplomatic relations/loss of diplomatic relations/being caught between US/China problems	%	1.5	1.9	2.5	1.2	0.9	1.2	1.7	1.3		1.1	0.9	2.2

Nanos conducted an RDD dual frame (land- and cell- lines) hybrid telephone and online random survey of 1,504 Canadians, 18 years of age or older, between August 21<sup>st</sup> and 31<sup>st</sup>, 2020. The margin of error this survey is ±2.5 percentage points, 19 times out of 20. \*Note: some results have been shaded due to small sample size.



**2020-973 – Canadian Defence and Security Network –Survey – STAT SHEET**

		Region						Gender			Age		
		Canada 2020-08	Atlantic	Quebec	Ontario	Prairies	British Columbia	Male	Female	Other	18 to 34	35 to 54	55 plus
	Not being self-sufficient, losing industries to other countries	%	1.2	0.7	1.4	0.9	0.0	3.6	1.5	0.9	2.0	0.7	1.1
	Unsure	%	2.5	5.3	2.5	2.1	3.2	1.5	0.9	4.1	3.1	3.3	1.5

Nanos conducted an RDD dual frame (land- and cell- lines) hybrid telephone and online random survey of 1,504 Canadians, 18 years of age or older, between August 21<sup>st</sup> and 31<sup>st</sup>, 2020. The margin of error this survey is ±2.5 percentage points, 19 times out of 20. \*Note: some results have been shaded due to small sample size.





2020-973 – Canadian Defence and Security Network –Survey – STAT SHEET

			Region						Gender			Age		
			Canada 2020-08	Atlantic	Quebec	Ontario	Prairies	British Columbia	Male	Female	Other	18 to 34	35 to 54	55 plus
Question 21 - What do you think are the greatest international threats Canada will face, if any, in 10 years? [OPEN]	Total	Unwgt N	1344	130	338	402	264	210	717	626	1	272	447	625
		Wgt N	1341	85	315	519	246	176	670	670	1	356	458	527
		%	14.7	9.4	10.9	16.5	16.7	15.6	20.6	8.7		15.5	15.2	13.7
	Immigration/Illegal immigrants/border security	%	3.8	2.6	5.6	2.9	4.8	2.7	4.5	3.2		5.0	3.9	3.0
	The US/Trump	%	6.9	7.1	6.3	7.7	6.8	5.4	5.9	7.9		9.3	6.0	6.0
	Nothing	%	1.5	1.9	1.5	1.7	0.9	1.6	1.3	1.7		1.6	2.6	0.5
	Virus/Biological threats/pandemics	%	4.1	5.1	4.9	4.0	3.7	3.2	3.1	5.2		4.4	4.2	4.0
	Russia	%	1.2	1.1	0.8	1.5	1.4	1.0	0.9	1.6		0.2	1.5	1.6
	Climate change/the environment	%	13.4	14.3	13.9	15.8	7.6	12.7	11.8	14.8		11.1	12.7	15.4
	Foreign acquisition of land/natural resources	%	1.9	2.5	1.7	1.0	2.6	3.6	1.6	2.1		1.7	2.5	1.5
	Trade wars	%	5.7	9.5	5.0	5.1	5.5	6.9	5.6	5.8		5.9	4.2	6.9
	Terrorism	%	4.8	6.4	4.0	5.1	5.3	3.4	4.0	5.5		4.0	4.7	5.3
	Artic sovereignty	%	2.0	1.3	2.4	1.5	2.5	2.2	3.1	0.8		2.2	1.7	2.0
	Nuclear weapons	%	0.8	0.0	1.3	0.3	1.8	0.9	0.7	0.9		1.3	0.5	0.8
	Economic collapse	%	3.8	1.7	5.0	2.2	4.8	5.7	4.4	3.1		2.7	4.3	4.0
	Cyber attacks	%	7.9	8.6	7.6	7.7	8.6	7.6	8.0	7.8		7.0	8.6	7.9
	Water supply/Food safety	%	2.6	2.1	4.0	2.2	2.7	1.7	1.8	3.5		2.3	2.8	2.8
	War/weapons/bombs	%	2.1	3.6	2.1	2.1	2.5	0.5	1.8	2.3		2.7	2.6	1.1
	Losing power/influence on the international stage	%	1.3	0.0	1.1	1.0	2.0	2.4	1.7	1.0		2.0	0.7	1.4
	Extremism	%	1.2	0.0	0.6	2.1	0.9	0.4	0.9	1.5		0.7	1.6	1.2
	Espionage/interference from other countries	%	1.5	0.6	2.6	1.1	1.0	1.5	2.0	0.9		0.4	2.4	1.4
	Other	%	4.9	3.2	5.0	5.3	5.1	4.5	4.4	5.4		5.1	4.4	5.3
	North Korea	%	0.1	0.0	0.3	0.0	0.3	0.0	0.1	0.1		0.2	0.2	0.0
	Middle East	%	0.9	0.7	1.0	1.0	1.2	0.0	0.4	1.3		0.0	1.2	1.2
	Tense diplomatic relations/loss of diplomatic relations/being caught between US/China problems	%	4.2	6.3	4.6	4.4	3.2	3.3	3.3	5.1		4.4	3.3	4.9

Nanos conducted an RDD dual frame (land- and cell- lines) hybrid telephone and online random survey of 1,504 Canadians, 18 years of age or older, between August 21<sup>st</sup> and 31<sup>st</sup>, 2020. The margin of error this survey is ±2.5 percentage points, 19 times out of 20. \*Note: some results have been shaded due to small sample size.



**2020-973 – Canadian Defence and Security Network –Survey – STAT SHEET**

			Region					Gender			Age		
Canada 2020-08			Atlantic	Quebec	Ontario	Prairies	British Columbia	Male	Female	Other	18 to 34	35 to 54	55 plus
Not being self-sufficient, losing industries to other countries	%		1.6	0.0	1.2	1.5	1.9	2.8	1.8	1.4	1.9	1.2	1.7
Threats to Canada's democracy (i.e. communism, totalitarianism, socialism, populism)	%		2.1	0.0	0.8	2.5	2.2	4.5	2.3	2.0	2.0	2.7	1.7
Unsure	%		5.1	11.9	5.8	3.9	3.8	5.7	3.8	6.3	6.3	4.5	4.8

			Region					Gender			Age			
Canada 2020-08			Atlantic	Quebec	Ontario	Prairies	British Columbia	Male	Female	Other	18 to 34	35 to 54	55 plus	
Question 22 - In your opinion, what's the most appropriate role for the Canadian Armed Forces? [OPEN]	Total	Unwgt N	1455	143	367	430	283	232	762	690	3	301	490	664
		Wgt N	1451	93	344	555	264	195	712	736	3	395	499	557
	Peacekeeping	%	39.8	43.7	35.6	39.9	40.8	43.4	35.2	44.4		32.4	37.5	47.0
	Defend Canada (Canadian territory, airspace, and waters)/protecting Canadians	%	34.5	35.3	29.3	36.1	39.1	32.7	39.1	30.1		39.4	37.1	28.8
	None/Remain neutral	%	1.1	1.6	0.9	1.6	0.5	0.7	1.1	1.1		0.8	1.3	1.2
	Humanitarian aid/disaster relief	%	5.4	2.2	11.8	3.1	3.8	4.4	3.9	6.8		8.0	4.7	4.2
	Support NATO missions/allies	%	6.9	8.7	6.2	8.6	4.7	5.6	10.6	3.2		3.9	7.6	8.4
	Focus on helping Canadians in Canada	%	6.6	4.3	11.5	4.8	4.3	7.5	5.7	7.6		8.9	6.6	5.1
	Fight/be well trained	%	2.0	1.1	1.0	2.2	2.8	2.1	2.1	1.8		1.6	1.4	2.6
	Other	%	2.6	3.2	2.9	2.4	2.8	2.1	2.0	3.3		3.3	2.3	2.5
Unsure	%	1.0	0.0	0.7	1.2	1.2	1.5	0.4	1.7		1.7	1.5	0.2	

Nanos conducted an RDD dual frame (land- and cell- lines) hybrid telephone and online random survey of 1,504 Canadians, 18 years of age or older, between August 21<sup>st</sup> and 31<sup>st</sup>, 2020. The margin of error this survey is ±2.5 percentage points, 19 times out of 20. \*Note: some results have been shaded due to small sample size.



**2020-973 – Canadian Defence and Security Network –Survey – STAT SHEET**

In your opinion, how important, if at all, should the following priorities be for the Canadian Armed Forces? [RANDOMIZE]

		Region							Gender			Age		
		Canada 2020-08	Atlantic	Quebec	Ontario	Prairies	British Columbia	Male	Female	Other	18 to 34	35 to 54	55 plus	
Question 23 - Defend Canadian territory, airspace, and waters	Total	Unwgt N	1505	153	374	445	294	239	786	716	3	313	503	689
		Wgt N	1499	99	349	575	275	201	733	763	3	410	512	577
		Mean	8.8	8.8	8.6	8.9	8.9	8.6	8.8	8.7		8.5	8.7	9.0
		Median	10.0	10.0	10.0	10.0	10.0	10.0	10.0	10.0		10.0	10.0	10.0
		Not at all important (0)	%	0.3	1.5	0.6	0.0	0.3	0.4	0.2		0.4	0.2	0.3
		1	%	0.4	1.0	1.1	0.2	0.0	0.4	0.5		0.6	0.2	0.6
		2	%	0.8	0.0	0.0	0.7	1.6	1.0	0.5		1.1	1.1	0.2
		3	%	1.4	0.9	1.8	1.3	1.3	1.2	1.6		2.1	1.2	1.0
		4	%	1.0	0.6	0.5	0.7	2.1	0.7	1.1		2.5	0.5	0.3
		5	%	3.9	3.7	5.0	3.6	1.4	3.9	3.8		5.4	4.4	2.4
		6	%	3.7	2.8	3.0	3.7	5.1	2.6	4.8		3.2	4.9	3.0
		7	%	8.2	5.7	9.4	7.8	6.6	7.5	8.7		10.6	8.8	5.8
		8	%	11.3	14.2	13.3	11.1	8.6	11.2	11.4		9.3	12.9	11.1
		9	%	12.9	13.0	12.8	12.5	13.3	13.9	12.0		12.8	12.0	13.7
	Very important (10)	%	55.7	56.1	52.2	57.4	59.7	51.0	54.8		51.3	53.1	61.1	
	Unsure	%	0.6	0.5	0.2	0.9	0.0	1.0	0.7		0.7	0.7	0.4	

Nanos conducted an RDD dual frame (land- and cell- lines) hybrid telephone and online random survey of 1,504 Canadians, 18 years of age or older, between August 21<sup>st</sup> and 31<sup>st</sup>, 2020. The margin of error this survey is ±2.5 percentage points, 19 times out of 20. \*Note: some results have been shaded due to small sample size.



**2020-973 – Canadian Defence and Security Network –Survey – STAT SHEET**

In your opinion, how important, if at all, should the following priorities be for the Canadian Armed Forces? [RANDOMIZE]

		Region						Gender			Age				
		Canada 2020-08	Atlantic	Quebec	Ontario	Prairies	British Columbia	Male	Female	Other	18 to 34	35 to 54	55 plus		
Question 24 - Protect the safety of Canadian citizens	Total	Unwgt N	1499	153	372	443	293	238	783	713	3	313	500	686	
		Wgt N	1493	99	348	572	274	200	730	760	3	410	509	574	
		Mean	8.8	8.8	8.9	8.8	9.0	8.5	8.8	8.9		8.7	8.8	8.9	
		Median	10.0	10.0	10.0	10.0	10.0	9.0	10.0	10.0		10.0	10.0	10.0	
		Not at all important (0)	%	0.2	1.0	0.5	0.0	0.3	0.0	0.2	0.2		0.4	0.0	0.3
		1	%	0.4	1.6	0.2	0.4	0.3	0.0	0.4	0.4		0.4	0.2	0.6
		2	%	0.6	0.5	0.5	0.6	0.0	1.7	0.8	0.4		0.6	0.4	0.7
		3	%	1.1	0.9	0.5	1.4	1.3	0.7	1.0	1.1		1.3	1.2	0.8
		4	%	1.5	0.0	1.1	1.8	0.7	3.0	1.4	1.6		2.2	1.5	0.9
		5	%	3.0	2.5	2.8	2.8	3.6	3.2	3.1	2.8		3.2	3.2	2.6
		6	%	3.7	2.1	4.4	3.9	1.1	6.0	4.1	3.2		4.2	5.2	2.0
		7	%	7.9	4.7	5.9	9.4	7.7	9.2	8.3	7.4		8.6	7.5	7.8
		8	%	12.2	14.9	12.6	10.5	10.9	16.8	13.3	11.1		11.7	13.2	11.7
		9	%	12.9	15.7	12.8	11.3	16.1	11.6	12.6	13.1		10.9	13.9	13.4
	Very important (10)	%	55.9	56.0	58.4	56.8	57.8	46.4	54.2	57.8		55.4	53.2	58.6	
	Unsure	%	0.7	0.0	0.2	1.1	0.2	1.3	0.6	0.8		1.0	0.4	0.7	

Nanos conducted an RDD dual frame (land- and cell- lines) hybrid telephone and online random survey of 1,504 Canadians, 18 years of age or older, between August 21<sup>st</sup> and 31<sup>st</sup>, 2020. The margin of error this survey is ±2.5 percentage points, 19 times out of 20. \*Note: some results have been shaded due to small sample size.



**2020-973 – Canadian Defence and Security Network –Survey – STAT SHEET**

In your opinion, how important, if at all, should the following priorities be for the Canadian Armed Forces? [RANDOMIZE]

			Region					Gender			Age				
			Canada 2020-08	Atlantic	Quebec	Ontario	Prairies	British Columbia	Male	Female	Other	18 to 34	35 to 54	55 plus	
Question 25 - Contribute to international security	Total	Unwgt N	1500	154	372	441	294	239	783	714	3	313	500	687	
		Wgt N	1493	100	348	570	275	201	729	761	3	410	509	574	
		Mean	7.2	7.1	7.5	7.3	6.7	7.1	7.0	7.4		6.8	7.0	7.6	
		Median	8.0	8.0	8.0	8.0	7.0	7.0	7.0	8.0		7.0	7.0	8.0	
		Not at all important (0)	%	1.5	3.2	0.6	1.1	2.8	1.2	2.2	0.8		3.0	0.6	1.1
		1	%	1.1	1.6	1.0	1.2	0.9	1.2	1.1	1.1		1.4	1.5	0.6
		2	%	2.2	2.0	1.9	1.4	3.5	3.7	2.5	1.9		2.0	3.3	1.5
		3	%	3.7	4.2	2.6	3.5	6.2	2.6	4.8	2.7		5.4	3.9	2.3
		4	%	3.5	0.0	3.6	4.2	3.1	3.7	4.4	2.6		5.4	3.0	2.5
		5	%	9.2	8.9	7.3	9.2	12.5	8.2	8.1	10.2		9.4	9.9	8.6
		6	%	10.5	11.4	8.8	10.6	10.6	12.5	10.7	10.3		10.1	13.1	8.4
		7	%	16.7	17.3	16.8	16.7	15.9	17.2	16.7	16.8		19.9	18.3	13.0
		8	%	19.3	20.2	20.2	18.6	19.6	18.5	21.5	17.2		14.0	19.2	23.1
		9	%	11.1	8.8	11.0	11.3	12.1	10.9	8.8	13.3		8.8	9.4	14.4
		Very important (10)	%	20.2	20.9	25.5	21.1	12.5	19.1	19.0	21.6		19.6	16.8	23.8
	Unsure	%	0.9	1.5	0.7	1.2	0.2	1.0	0.3	1.5		1.1	1.1	0.6	

Nanos conducted an RDD dual frame (land- and cell- lines) hybrid telephone and online random survey of 1,504 Canadians, 18 years of age or older, between August 21<sup>st</sup> and 31<sup>st</sup>, 2020. The margin of error this survey is ±2.5 percentage points, 19 times out of 20. \*Note: some results have been shaded due to small sample size.



**2020-973 – Canadian Defence and Security Network –Survey – STAT SHEET**

In your opinion, how important, if at all, should the following priorities be for the Canadian Armed Forces? [RANDOMIZE]

			Region					Gender			Age				
			Canada 2020-08	Atlantic	Quebec	Ontario	Prairies	British Columbia	Male	Female	Other	18 to 34	35 to 54	55 plus	
Question 26 - Help Canadian authorities with crises at home	Total	Unwgt N	1504	153	373	445	294	239	786	715	3	313	502	689	
		Wgt N	1498	99	348	575	275	201	733	762	3	410	511	577	
		Mean	8.1	8.4	8.6	8.1	7.8	7.9	7.9	8.4		7.9	8.2	8.3	
		Median	9.0	9.0	9.0	9.0	8.0	8.0	8.0	9.0		8.0	9.0	9.0	
	Not at all important (0)	%	1.2	2.0	0.5	1.3	1.2	1.8	1.7	0.7		2.4	0.6	0.9	
		1	%	0.9	0.0	0.5	0.9	2.0	0.6	1.0	0.7		0.8	0.8	1.0
		2	%	1.0	0.5	0.7	0.9	1.5	1.3	1.2	0.8		0.7	1.0	1.2
		3	%	2.2	2.3	0.4	2.5	2.5	3.5	2.6	1.6		2.7	2.3	1.6
		4	%	2.2	1.4	1.4	2.0	4.2	1.8	2.3	2.1		3.4	1.0	2.4
		5	%	5.0	3.0	4.6	5.4	5.7	5.0	6.8	3.4		6.4	4.4	4.7
		6	%	6.1	5.0	4.1	7.8	4.8	7.2	7.1	5.2		5.5	7.2	5.5
		7	%	10.8	11.5	7.3	10.4	13.6	13.6	11.6	10.0		10.0	13.6	8.8
		8	%	17.1	14.9	18.8	15.7	20.2	15.1	16.1	18.2		19.3	17.6	15.1
		9	%	13.6	14.6	14.4	14.6	9.5	14.7	13.7	13.4		11.6	13.9	14.8
Very important (10)	%	39.1	44.8	46.4	37.7	34.7	34.0	35.7	42.6		36.1	36.8	43.4		
Unsure	%	0.8	0.0	1.0	0.9	0.3	1.4	0.2	1.4		1.2	0.8	0.6		

Nanos conducted an RDD dual frame (land- and cell- lines) hybrid telephone and online random survey of 1,504 Canadians, 18 years of age or older, between August 21<sup>st</sup> and 31<sup>st</sup>, 2020. The margin of error this survey is ±2.5 percentage points, 19 times out of 20. \*Note: some results have been shaded due to small sample size.



**2020-973 – Canadian Defence and Security Network –Survey – STAT SHEET**

How supportive, if at all, are you of the following types of Canadian Forces international missions? [RANDOMIZE]

		Region							Gender			Age			
		Canada 2020-08	Atlantic	Quebec	Ontario	Prairies	British Columbia	Male	Female	Other	18 to 34	35 to 54	55 plus		
Question 27 - Defence cooperation with allies	Total	Unwgt N	1500	152	372	444	293	239	783	714	3	313	502	685	
		Wgt N	1495	99	348	573	274	201	731	761	3	410	511	573	
		Mean	7.5	7.4	7.3	7.7	7.4	7.3	7.7	7.3		7.2	7.3	7.8	
		Median	8.0	8.0	8.0	8.0	8.0	8.0	8.0	8.0		7.0	8.0	8.0	
		Not at all supportive (0)	%	1.9	5.0	1.6	1.7	1.6	2.3	1.6	2.3		1.1	2.1	2.4
		1	%	0.7	1.2	0.4	0.2	1.5	0.8	0.7	0.6		1.5	0.5	0.2
		2	%	1.5	2.6	1.0	1.2	1.9	1.8	1.0	1.9		1.9	1.7	1.0
		3	%	2.4	2.0	1.9	2.2	2.3	4.4	2.7	2.2		3.3	2.7	1.5
		4	%	2.8	2.9	5.0	2.4	1.4	2.0	2.3	3.1		4.0	2.8	1.9
		5	%	8.6	4.1	10.1	8.1	7.9	10.8	7.8	9.3		8.7	9.6	7.7
		6	%	10.1	8.0	12.3	10.1	9.6	8.3	7.4	12.8		12.5	9.5	8.9
		7	%	15.0	10.9	14.0	15.4	15.9	16.7	15.0	15.0		16.6	16.6	12.5
		8	%	17.4	21.0	18.9	14.2	21.8	16.2	18.4	16.5		16.9	18.2	17.1
		9	%	12.8	11.3	12.7	13.9	12.7	10.6	13.7	12.0		11.2	11.6	15.0
		Very supportive (10)	%	24.8	27.6	19.9	28.4	21.9	25.3	28.6	21.3		20.1	22.2	30.4
	Unsure	%	1.9	3.4	2.1	2.2	1.4	0.7	0.8	2.9		2.2	2.3	1.4	

Nanos conducted an RDD dual frame (land- and cell- lines) hybrid telephone and online random survey of 1,504 Canadians, 18 years of age or older, between August 21<sup>st</sup> and 31<sup>st</sup>, 2020. The margin of error this survey is ±2.5 percentage points, 19 times out of 20. \*Note: some results have been shaded due to small sample size.



**2020-973 – Canadian Defence and Security Network –Survey – STAT SHEET**

How supportive, if at all, are you of the following types of Canadian Forces international missions? [RANDOMIZE]

		Region							Gender			Age			
		Canada 2020-08	Atlantic	Quebec	Ontario	Prairies	British Columbia	Male	Female	Other	18 to 34	35 to 54	55 plus		
Question 28 - Having the Canadian Air force involved in air strikes	Total	Unwgt N	1501	152	374	443	294	238	784	714	3	313	502	686	
		Wgt N	1495	99	349	572	275	200	732	760	3	410	510	574	
		Mean	4.6	4.6	4.4	4.6	4.9	4.5	5.0	4.2		4.3	4.9	4.6	
		Median	5.0	5.0	5.0	5.0	5.0	5.0	5.0	5.0		4.0	5.0	5.0	
		Not at all supportive (0)	%	14.4	17.3	15.4	13.9	13.5	13.6	12.1	16.5		17.7	12.3	13.8
		1	%	5.9	6.8	6.9	5.3	5.7	5.7	4.5	7.2		6.0	4.7	6.8
		2	%	5.8	3.3	6.0	5.5	6.4	6.9	6.4	5.3		6.5	6.1	5.0
		3	%	9.7	7.2	11.2	10.8	7.1	8.3	9.3	9.9		10.2	10.5	8.5
		4	%	6.9	8.5	6.1	6.9	7.6	6.3	6.3	7.4		7.5	5.1	8.0
		5	%	13.8	12.9	15.5	12.3	10.9	19.5	12.8	14.8		12.7	12.4	15.8
		6	%	10.6	11.6	9.4	11.6	11.1	8.8	11.1	10.1		10.1	14.6	7.4
		7	%	9.6	7.9	9.7	10.9	8.1	8.9	11.0	8.3		6.5	11.3	10.4
		8	%	7.7	5.2	5.8	8.5	9.5	7.6	10.3	5.3		6.3	8.1	8.3
		9	%	4.3	5.9	2.9	2.9	9.5	3.2	4.1	4.6		4.3	3.3	5.3
	Very supportive (10)	%	6.3	8.3	6.7	6.3	5.8	5.6	9.0	3.8		6.4	7.4	5.3	
	Unsure	%	5.0	5.0	4.5	5.1	5.0	5.7	3.1	6.9		5.8	4.0	5.3	

Nanos conducted an RDD dual frame (land- and cell- lines) hybrid telephone and online random survey of 1,504 Canadians, 18 years of age or older, between August 21<sup>st</sup> and 31<sup>st</sup>, 2020. The margin of error this survey is ±2.5 percentage points, 19 times out of 20. \*Note: some results have been shaded due to small sample size.





**2020-973 – Canadian Defence and Security Network –Survey – STAT SHEET**

How supportive, if at all, are you of the following types of Canadian Forces international missions? [RANDOMIZE]

		Region						Gender			Age				
		Canada 2020-08	Atlantic	Quebec	Ontario	Prairies	British Columbia	Male	Female	Other	18 to 34	35 to 54	55 plus		
Question 29 - Having the Canadian Army fighting on the ground	Total	Unwgt N	1498	152	371	444	294	237	780	715	3	312	501	685	
		Wgt N	1493	99	347	573	275	199	728	761	3	409	510	574	
		Mean	4.9	4.7	4.8	5.0	5.2	4.6	5.1	4.7		4.9	5.1	4.7	
		Median	5.0	5.0	5.0	5.0	5.0	5.0	5.0	5.0		5.0	5.0	5.0	
		Not at all supportive (0)	%	11.0	16.0	12.2	10.9	8.8	9.6	9.3	12.6		10.6	9.9	12.2
	1	%	4.9	3.2	7.0	3.5	4.9	6.2	5.4	4.2		4.5	3.2	6.7	
	2	%	6.1	5.9	5.5	5.7	4.9	10.1	6.3	6.0		5.8	6.6	5.9	
	3	%	9.2	8.1	8.8	11.1	6.8	8.0	8.1	10.3		11.7	8.8	7.7	
	4	%	8.0	8.0	7.2	6.7	10.2	10.5	7.8	8.1		9.7	7.6	7.3	
	5	%	14.7	14.4	15.0	13.7	15.7	15.5	15.8	13.7		14.4	13.4	15.9	
	6	%	10.9	8.2	11.4	12.1	10.0	8.7	10.6	11.1		7.2	12.5	12.0	
	7	%	10.9	13.0	8.7	12.2	11.3	9.0	10.8	11.0		9.2	13.0	10.1	
	8	%	8.0	6.5	8.0	7.1	11.7	6.6	8.7	7.5		9.0	8.2	7.3	
	9	%	3.0	3.3	3.7	2.9	3.0	2.1	3.5	2.6		3.1	2.4	3.6	
	Very supportive (10)	%	8.2	8.8	8.0	8.6	7.8	7.9	9.6	6.9		9.7	9.2	6.3	
	Unsure	%	5.1	4.6	4.3	5.5	4.9	5.7	4.1	6.1		5.1	5.2	5.0	

Nanos conducted an RDD dual frame (land- and cell- lines) hybrid telephone and online random survey of 1,504 Canadians, 18 years of age or older, between August 21<sup>st</sup> and 31<sup>st</sup>, 2020. The margin of error this survey is ±2.5 percentage points, 19 times out of 20. \*Note: some results have been shaded due to small sample size.



**2020-973 – Canadian Defence and Security Network –Survey – STAT SHEET**

How supportive, if at all, are you of the following types of Canadian Forces international missions? [RANDOMIZE]

		Region						Gender			Age				
		Canada 2020-08	Atlantic	Quebec	Ontario	Prairies	British Columbia	Male	Female	Other	18 to 34	35 to 54	55 plus		
Question 30 - Having the Canadian Navy fight at sea	Total	Unwgt N	1497	150	373	442	294	238	779	715	3	312	503	682	
		Wgt N	1492	98	349	571	275	200	728	761	3	409	511	572	
		Mean	5.2	5.3	4.9	5.2	5.4	5.0	5.4	4.9		5.1	5.5	4.9	
		Median	5.0	5.0	5.0	6.0	5.0	5.0	6.0	5.0		5.0	6.0	5.0	
		Not at all supportive (0)	%	10.3	14.5	10.5	11.8	7.0	7.9	8.9	11.6		9.6	8.9	11.9
		1	%	4.6	1.7	5.6	3.8	5.5	5.8	4.4	4.8		3.8	3.5	6.3
		2	%	5.7	6.2	7.8	4.5	4.1	7.6	5.8	5.5		6.9	5.0	5.5
		3	%	7.9	6.2	9.7	7.2	7.4	8.0	8.2	7.5		9.6	6.9	7.4
		4	%	7.1	6.0	6.1	6.2	8.5	10.3	5.8	8.5		8.2	6.0	7.4
		5	%	14.1	14.3	13.0	13.3	15.1	16.9	14.0	14.2		14.8	14.5	13.3
		6	%	11.2	9.4	13.2	12.2	11.2	6.0	10.8	11.7		9.4	13.0	11.0
		7	%	10.3	9.9	11.1	11.6	8.4	8.2	11.1	9.5		8.1	12.2	10.3
		8	%	9.9	10.1	9.6	9.9	10.8	9.0	11.5	8.4		12.0	10.8	7.6
		9	%	4.5	3.8	2.8	4.3	7.6	3.9	4.5	4.5		3.3	3.7	6.0
	Very supportive (10)	%	9.0	14.0	7.5	9.0	8.7	10.0	11.1	7.1		9.5	10.5	7.5	
	Unsure	%	5.3	3.9	3.2	6.2	5.8	6.4	3.8	6.7		5.0	5.1	5.7	

Nanos conducted an RDD dual frame (land- and cell- lines) hybrid telephone and online random survey of 1,504 Canadians, 18 years of age or older, between August 21<sup>st</sup> and 31<sup>st</sup>, 2020. The margin of error this survey is ±2.5 percentage points, 19 times out of 20. \*Note: some results have been shaded due to small sample size.



**2020-973 – Canadian Defence and Security Network –Survey – STAT SHEET**

How supportive, if at all, are you of the following types of Canadian Forces international missions? [RANDOMIZE]

			Region					Gender			Age				
			Canada 2020-08	Atlantic	Quebec	Ontario	Prairies	British Columbia	Male	Female	Other	18 to 34	35 to 54	55 plus	
Question 31 - Deploying special forces to train and assist foreign fighters	Total	Unwgt N	1500	152	372	445	293	238	782	715	3	313	501	686	
		Wgt N	1495	99	348	575	274	200	730	762	3	410	510	574	
		Mean	5.7	5.8	5.7	5.9	5.6	5.5	5.8	5.7		5.4	5.6	6.1	
		Median	6.0	6.0	6.0	6.0	6.0	6.0	6.0	6.0	6.0		6.0	6.0	7.0
	Not at all supportive (0)	%	8.1	9.4	6.7	8.8	7.6	9.0	8.6	7.6		8.9	8.7	7.1	
		1	%	3.0	4.9	2.3	2.7	4.1	3.1	3.2	2.8		4.5	2.7	2.3
		2	%	4.1	2.1	6.2	2.5	5.4	4.1	3.9	4.3		5.1	3.7	3.7
		3	%	6.5	4.0	5.6	7.3	6.2	7.0	6.5	6.4		7.4	6.5	5.7
		4	%	6.2	8.5	7.1	5.2	5.7	6.9	6.2	6.1		7.3	6.9	4.7
		5	%	14.0	11.3	18.0	11.2	14.5	15.3	13.4	14.5		14.1	14.0	13.8
		6	%	11.8	11.5	12.9	12.0	11.0	10.1	11.6	11.9		12.0	14.3	9.3
		7	%	13.1	11.0	10.7	14.7	12.2	14.8	14.0	12.2		11.0	12.7	15.0
		8	%	12.3	14.4	12.9	11.4	15.3	8.9	12.5	12.2		10.5	11.5	14.4
		9	%	7.1	8.2	5.1	7.8	6.7	8.7	6.7	7.5		5.3	6.1	9.3
Very supportive (10)	%	10.4	10.9	10.1	12.7	7.7	8.0	11.4	9.6		10.5	9.5	11.2		
Unsure	%	3.4	4.0	2.6	3.5	3.6	3.9	1.9	4.7		3.4	3.4	3.4		

Nanos conducted an RDD dual frame (land- and cell- lines) hybrid telephone and online random survey of 1,504 Canadians, 18 years of age or older, between August 21<sup>st</sup> and 31<sup>st</sup>, 2020. The margin of error this survey is ±2.5 percentage points, 19 times out of 20. \*Note: some results have been shaded due to small sample size.



**2020-973 – Canadian Defence and Security Network –Survey – STAT SHEET**

How supportive, if at all, are you of the following types of Canadian Forces international missions? [RANDOMIZE]

			Region					Gender			Age				
			Canada 2020-08	Atlantic	Quebec	Ontario	Prairies	British Columbia	Male	Female	Other	18 to 34	35 to 54	55 plus	
Question 32 - United Nations peacekeeping missions	Total	Unwgt N	1503	152	374	445	294	238	784	716	3	313	503	687	
		Wgt N	1498	99	349	575	275	200	732	763	3	410	512	575	
		Mean	7.5	7.8	7.8	7.7	6.9	7.5	7.2	7.9		7.2	7.3	8.0	
		Median	8.0	8.0	8.0	8.0	8.0	8.0	8.0	8.0		8.0	8.0	9.0	
	Not at all supportive (0)	%	4.3	2.7	2.5	4.4	7.5	3.7	6.1	2.6		6.4	4.7	2.5	
		1	%	1.6	1.1	2.0	1.4	1.6	1.2	1.9	1.2		1.7	1.9	1.2
		2	%	2.3	2.2	1.9	2.2	2.7	2.6	3.5	1.1		1.1	3.8	1.8
		3	%	2.9	2.1	2.7	2.0	4.2	4.5	4.5	1.4		4.1	2.7	2.2
		4	%	2.3	0.9	1.8	2.4	2.8	2.5	2.3	2.2		2.2	2.1	2.4
		5	%	5.9	4.7	5.1	5.2	8.4	6.2	6.1	5.6		6.4	6.4	5.0
		6	%	5.8	6.0	6.0	4.3	9.7	4.3	6.2	5.5		8.1	5.9	4.1
		7	%	10.0	9.1	8.9	10.6	9.8	11.2	8.9	11.1		12.4	10.3	8.1
		8	%	18.6	28.2	20.1	17.7	15.7	17.6	18.1	18.8		15.2	19.7	19.9
		9	%	13.0	11.7	14.3	13.9	9.5	13.3	11.8	14.2		9.7	13.9	14.5
Very supportive (10)	%	32.0	30.2	32.8	33.9	27.5	32.3	29.8	34.3		31.2	26.9	37.1		
Unsure	%	1.4	1.2	1.9	1.9	0.5	0.6	0.9	2.0		1.5	1.8	1.1		

Nanos conducted an RDD dual frame (land- and cell- lines) hybrid telephone and online random survey of 1,504 Canadians, 18 years of age or older, between August 21<sup>st</sup> and 31<sup>st</sup>, 2020. The margin of error this survey is ±2.5 percentage points, 19 times out of 20. \*Note: some results have been shaded due to small sample size.



**2020-973 – Canadian Defence and Security Network –Survey – STAT SHEET**

How supportive, if at all, are you of the following types of Canadian Forces international missions? [RANDOMIZE]

		Region							Gender			Age		
		Canada 2020-08	Atlantic	Quebec	Ontario	Prairies	British Columbia	Male	Female	Other	18 to 34	35 to 54	55 plus	
Question 33 - Participating in natural disaster relief abroad	Total	Unwgt N	1496	150	374	441	294	237	779	714	3	311	503	682
		Wgt N	1490	98	349	570	275	200	727	760	3	407	512	571
		Mean	7.8	7.7	8.2	7.8	7.2	7.8	7.4	8.2		7.7	7.6	8.0
		Median	8.0	8.0	9.0	8.0	8.0	8.0	8.0	9.0		8.0	8.0	8.0
		Not at all supportive (0)	%	1.6	2.7	0.6	1.4	3.5	0.3	2.4	0.8	2.2	1.9	0.7
		1	%	1.4	1.1	1.8	0.9	2.1	1.7	2.0	0.9	2.7	1.1	0.8
		2	%	1.5	0.5	1.4	0.9	2.6	2.1	2.4	0.6	1.7	1.5	1.3
		3	%	1.5	1.9	0.4	1.6	2.5	1.6	1.9	1.1	1.1	2.2	1.1
		4	%	3.0	4.5	2.1	4.1	2.4	1.5	3.1	2.9	2.2	2.9	3.7
		5	%	6.1	6.3	3.2	5.9	8.8	7.9	8.4	3.9	6.3	6.3	5.8
		6	%	7.6	4.6	7.6	7.7	7.7	8.5	8.9	6.4	9.7	7.8	5.9
		7	%	12.9	10.6	9.3	13.7	13.8	17.1	12.7	13.0	10.0	15.0	13.2
		8	%	18.8	22.1	20.2	18.7	20.8	12.5	20.4	17.3	16.5	19.8	19.6
		9	%	13.1	15.9	15.1	12.1	12.2	12.5	11.6	14.6	14.0	11.3	14.2
	Very supportive (10)	%	31.6	29.0	37.3	32.3	22.2	34.3	25.7	37.3	33.3	29.2	32.6	
	Unsure	%	0.8	0.6	1.0	0.7	1.3	0.0	0.5	1.1	0.4	0.9	1.0	

Nanos conducted an RDD dual frame (land- and cell- lines) hybrid telephone and online random survey of 1,504 Canadians, 18 years of age or older, between August 21<sup>st</sup> and 31<sup>st</sup>, 2020. The margin of error this survey is ±2.5 percentage points, 19 times out of 20. \*Note: some results have been shaded due to small sample size.



**2020-973 – Canadian Defence and Security Network –Survey – STAT SHEET**

How supportive, if at all, are you of the following types of Canadian Forces international missions? [RANDOMIZE]

			Region					Gender			Age				
			Canada 2020-08	Atlantic	Quebec	Ontario	Prairies	British Columbia	Male	Female	Other	18 to 34	35 to 54	55 plus	
Question 34 - Conducting cyber operations	Total	Unwgt N	1493	151	370	444	292	236	779	711	3	312	501	680	
		Wgt N	1489	98	345	573	274	199	728	758	3	409	510	570	
		Mean	7.4	7.1	7.0	7.7	7.8	7.2	7.5	7.3		7.4	7.4	7.5	
		Median	8.0	8.0	7.0	8.0	8.0	8.0	8.0	8.0	8.0		8.0	8.0	8.0
	Not at all supportive (0)	%	2.9	6.8	3.6	2.1	1.0	4.5	3.1	2.7		2.5	2.9	3.2	
		1	%	1.0	0.6	0.5	0.9	0.2	3.1	1.2	0.7		1.4	0.8	0.8
		2	%	2.0	2.0	3.2	1.4	1.4	2.8	2.5	1.6		1.5	2.7	1.9
		3	%	2.3	1.6	4.0	2.0	1.5	1.9	2.2	2.5		1.8	2.1	2.9
		4	%	3.3	4.4	4.6	2.7	2.2	3.4	3.4	3.2		4.4	2.4	3.2
		5	%	7.7	8.9	9.4	7.4	7.2	5.4	5.4	9.7		8.4	7.4	7.4
		6	%	7.7	3.5	5.6	8.3	9.1	9.6	8.3	6.9		6.0	10.1	6.7
		7	%	11.5	9.5	14.0	10.9	11.4	10.0	11.4	11.6		14.2	11.7	9.4
		8	%	15.3	18.9	13.3	15.3	17.2	14.6	16.1	14.7		13.6	16.9	15.2
		9	%	10.9	11.0	9.7	11.2	11.8	10.4	10.7	11.1		8.4	10.0	13.4
	Very supportive (10)	%	27.2	24.1	21.1	30.5	29.0	27.1	31.5	23.1		27.4	28.0	26.2	
Unsure	%	8.3	8.6	11.1	7.2	7.9	7.1	4.1	12.3		10.3	5.1	9.8		

Nanos conducted an RDD dual frame (land- and cell- lines) hybrid telephone and online random survey of 1,504 Canadians, 18 years of age or older, between August 21<sup>st</sup> and 31<sup>st</sup>, 2020. The margin of error this survey is ±2.5 percentage points, 19 times out of 20. \*Note: some results have been shaded due to small sample size.



2020-973 – Canadian Defence and Security Network –Survey – STAT SHEET

			Region					Gender			Age			
			Canada 2020-08	Atlantic	Quebec	Ontario	Prairies	British Columbia	Male	Female	Other	18 to 34	35 to 54	55 plus
Question 35 - When you think of the Canadian Armed Forces, what comes to mind? [OPEN]	Total	Unwgt N	1432	142	363	419	280	228	749	680	3	282	480	670
		Wgt N	1421	93	337	540	260	191	695	723	3	372	487	562
	Peacekeeping	%	20.5	19.7	14.5	23.8	21.2	20.9	18.0	22.9		20.3	23.6	17.9
	Protection/security	%	8.8	10.7	15.2	6.3	8.3	4.5	6.0	11.6		10.8	7.0	9.1
	Young men and women	%	1.6	2.2	1.1	2.3	0.2	1.8	0.8	2.4		1.1	1.6	1.9
	Bravery/strength/heroes	%	5.3	6.7	4.0	5.1	7.3	4.6	4.8	5.8		6.4	6.5	3.5
	Dedication/loyalty	%	1.5	3.3	0.7	1.8	0.6	2.3	1.8	1.2		1.6	0.7	2.0
	Underfunded/lack of resources	%	6.2	9.1	1.5	6.7	9.1	8.1	9.8	2.8		4.5	8.8	5.2
	Afghanistan	%	1.3	0.7	1.0	1.7	0.3	2.1	0.8	1.8		1.4	1.4	1.0
	Well-trained/competent/professional	%	6.4	9.2	6.1	5.7	7.9	5.7	9.0	4.0		3.5	4.4	10.2
	Weak/ineffective	%	3.2	1.7	3.7	2.8	3.7	3.3	3.8	2.6		3.0	2.9	3.5
	Pride/patriotism	%	4.4	6.9	4.6	3.6	5.6	3.3	4.3	4.4		3.1	4.0	5.5
	Deployment overseas/fighting abroad/wars	%	1.5	1.3	1.7	1.6	1.4	1.4	0.7	2.2		1.4	2.5	0.8
	Small in size	%	3.6	1.8	5.4	2.6	4.0	3.7	6.3	1.1		3.9	3.7	3.3
	Support given in Quebec for COVID	%	1.1	0.0	2.3	1.3	0.3	0.4	0.2	2.0		1.0	0.8	1.5
	Old/outdated equipment	%	3.6	1.6	3.2	3.6	4.6	3.6	4.9	2.2		3.1	2.6	4.7
	Obsolete/no longer needed	%	1.5	1.6	1.5	2.7	0.0	0.3	1.6	1.5		2.1	1.5	1.1
	Underutilized	%	0.6	0.6	0.5	0.7	0.3	1.0	0.7	0.6		0.7	0.9	0.3
	Veterans/mistreatment of veterans	%	1.1	2.2	1.3	0.5	1.6	1.3	0.4	1.9		0.6	1.2	1.5
	History/tradition/previous World Wars	%	3.0	2.3	1.4	3.0	5.3	3.0	4.9	1.1		4.1	2.4	2.7
	Someone I know/my experience	%	0.8	1.7	0.3	0.7	0.6	1.5	0.6	0.9		0.2	0.8	1.1
	Other	%	5.9	3.9	5.7	5.7	4.9	9.0	6.5	5.3		7.3	5.4	5.3
	Army/Navy/Airforce	%	3.3	5.5	0.2	4.4	2.5	5.4	2.5	4.0		2.7	2.8	4.0
	Humanitarian aid/disaster relief	%	5.4	2.0	13.4	3.5	2.7	2.4	3.6	7.3		6.8	4.8	5.0
	Sacrifice/casualties	%	0.7	1.0	0.5	0.5	1.3	0.5	0.2	1.1		0.3	0.7	0.9
	Culture of harassment/abuse	%	1.3	1.7	1.3	1.2	1.3	1.5	1.2	1.4		1.7	1.3	1.0
	Violence	%	0.2	0.0	0.0	0.5	0.0	0.5	0.2	0.3		0.7	0.2	0.0
	Good ally/respected	%	2.0	1.1	2.9	2.2	1.5	0.8	2.5	1.5		1.2	1.8	2.6

Nanos conducted an RDD dual frame (land- and cell- lines) hybrid telephone and online random survey of 1,504 Canadians, 18 years of age or older, between August 21<sup>st</sup> and 31<sup>st</sup>, 2020. The margin of error this survey is ±2.5 percentage points, 19 times out of 20. \*Note: some results have been shaded due to small sample size.



2020-973 – Canadian Defence and Security Network –Survey – STAT SHEET

			Region					Gender			Age		
Canada 2020-08			Atlantic	Quebec	Ontario	Prairies	British Columbia	Male	Female	Other	18 to 34	35 to 54	55 plus
Military base	%		0.6	0.5	0.5	0.8	0.6	0.5	0.3	0.9	1.3	0.7	0.1
Cost/expensive	%		0.7	0.0	1.5	0.2	0.5	1.3	0.8	0.6	0.8	0.8	0.6
Remembrance Day	%		0.2	0.0	0.0	0.0	0.3	1.3	0.0	0.4	0.0	0.5	0.1
Nothing	%		0.9	0.7	1.3	0.7	0.0	2.2	1.1	0.7	0.8	1.5	0.5
Airplanes/Snowbirds	%		0.9	0.0	0.5	1.4	1.1	0.0	0.8	1.0	1.3	0.9	0.5
Essential/important	%		0.2	0.0	0.8	0.0	0.0	0.0	0.4	0.0	0.0	0.2	0.4
Rigid/bureaucracy	%		0.8	0.0	1.1	0.9	0.4	0.7	0.4	1.1	0.4	0.5	1.2
Unsure	%		0.9	0.5	0.5	1.4	0.5	1.1	0.2	1.5	1.6	0.6	0.8

Thinking about the Canadian Armed Forces, would you say they are on the right track or the wrong track in the following areas? [RANDOMIZE]

			Region					Gender			Age				
Canada 2020-08			Atlantic	Quebec	Ontario	Prairies	British Columbia	Male	Female	Other	18 to 34	35 to 54	55 plus		
Question 36 - Inclusion of gender	Total	Unwgt N	1503	153	374	444	294	238	786	714	3	313	503	687	
		Wgt N	1497	99	349	573	275	200	733	761	3	410	512	575	
		Mean	6.5	6.6	6.3	6.5	6.8	6.5	6.7	6.4		6.6	6.4	6.6	
		Median	7.0	7.0	7.0	7.0	7.0	7.0	7.0	7.0		7.0	7.0	7.0	
		On the wrong track (0)	%	3.8	4.9	2.8	3.7	4.9	3.7	4.8	2.9		6.9	2.7	2.5
	1	%	1.2	0.6	0.8	2.2	0.2	0.7	0.6	1.8		1.0	0.9	1.8	
	2	%	2.7	1.4	3.2	2.3	2.6	4.2	2.1	3.4		2.5	2.6	3.0	
	3	%	4.0	2.5	6.5	3.9	3.6	1.6	2.5	5.5		3.2	4.2	4.5	
	4	%	4.6	1.5	5.9	4.1	3.9	6.2	3.5	5.7		4.7	5.0	4.2	
	5	%	10.4	13.7	14.0	9.2	8.2	9.2	11.1	9.8		7.4	12.5	10.8	
	6	%	8.5	10.2	9.6	7.2	9.6	8.3	9.2	8.0		6.0	10.0	9.1	
	7	%	11.7	10.0	13.1	13.6	8.9	8.7	11.6	11.9		9.5	13.1	12.1	
	8	%	10.9	16.4	9.5	9.9	13.0	10.4	11.8	10.0		11.3	9.8	11.6	
9	%	5.5	5.5	6.3	4.3	7.2	5.1	6.2	4.8		5.9	3.3	7.2		
	On the right track (10)	%	16.1	12.8	14.3	16.6	18.6	16.0	16.9	15.4		19.6	13.2	16.1	
	Unsure	%	20.4	20.6	13.9	23.0	19.2	25.9	19.8	20.9		22.1	22.9	17.0	

Nanos conducted an RDD dual frame (land- and cell- lines) hybrid telephone and online random survey of 1,504 Canadians, 18 years of age or older, between August 21<sup>st</sup> and 31<sup>st</sup>, 2020. The margin of error this survey is ±2.5 percentage points, 19 times out of 20. \*Note: some results have been shaded due to small sample size.





**2020-973 – Canadian Defence and Security Network –Survey – STAT SHEET**

Thinking about the Canadian Armed Forces, would you say they are on the right track or the wrong track in the following areas? [RANDOMIZE]

		Region							Gender			Age			
		Canada 2020-08	Atlantic	Quebec	Ontario	Prairies	British Columbia	Male	Female	Other	18 to 34	35 to 54	55 plus		
Question 37 - Inclusion of Indigenous people	Total	Unwgt N	1500	151	373	444	294	238	785	712	3	312	501	687	
		Wgt N	1495	98	349	573	275	200	732	760	3	410	511	575	
		Mean	5.9	6.1	5.3	6.1	6.3	6.0	6.3	5.6		5.6	5.8	6.3	
		Median	6.0	6.0	5.0	6.0	6.0	6.0	6.0	5.0		6.0	6.0	6.0	
		On the wrong track (0)	%	3.4	2.8	3.2	3.7	3.7	3.1	3.5	3.2		6.0	3.0	1.9
	1	%	2.1	1.1	3.5	1.6	2.1	1.8	0.8	3.4		2.0	2.1	2.2	
	2	%	3.5	2.9	5.0	2.1	2.8	6.0	2.9	4.1		4.0	3.6	3.1	
	3	%	7.4	6.2	11.5	6.0	7.7	4.6	7.8	7.2		9.4	8.3	5.3	
	4	%	4.6	5.4	6.2	5.1	2.5	2.7	3.5	5.7		4.7	4.7	4.5	
	5	%	10.4	11.3	12.0	9.7	11.0	8.9	9.7	11.2		7.8	11.6	11.3	
	6	%	7.8	8.8	7.4	9.0	7.7	4.6	8.0	7.6		5.9	7.4	9.5	
	7	%	8.0	8.9	8.9	7.3	7.1	9.4	8.3	7.8		7.5	7.1	9.2	
	8	%	6.6	8.7	5.6	6.2	9.0	4.9	9.1	4.1		6.3	6.2	7.1	
	9	%	2.7	2.4	3.5	2.1	2.7	3.3	3.5	2.0		1.6	2.4	3.8	
	On the right track (10)	%	13.3	12.3	7.9	14.6	17.9	13.2	14.9	11.8		13.4	11.4	14.9	
	Unsure	%	30.1	29.1	25.3	32.6	25.6	37.6	28.1	31.9		31.5	32.1	27.2	

Nanos conducted an RDD dual frame (land- and cell- lines) hybrid telephone and online random survey of 1,504 Canadians, 18 years of age or older, between August 21<sup>st</sup> and 31<sup>st</sup>, 2020. The margin of error this survey is ±2.5 percentage points, 19 times out of 20. \*Note: some results have been shaded due to small sample size.



**2020-973 – Canadian Defence and Security Network –Survey – STAT SHEET**

Thinking about the Canadian Armed Forces, would you say they are on the right track or the wrong track in the following areas? [RANDOMIZE]

			Region					Gender			Age				
			Canada 2020-08	Atlantic	Quebec	Ontario	Prairies	British Columbia	Male	Female	Other	18 to 34	35 to 54	55 plus	
Question 38 - Inclusion of visible minorities	Total	Unwgt N	1501	153	374	443	294	237	783	715	3	313	502	686	
		Wgt N	1495	99	349	572	275	200	730	762	3	410	511	574	
		Mean	6.4	6.5	6.1	6.5	6.6	6.6	6.6	6.6	6.3		6.2	6.4	6.7
		Median	7.0	7.0	6.0	7.0	7.0	7.0	7.0	7.0	7.0		7.0	7.0	7.0
	On the wrong track (0)	%	3.1	3.4	2.8	3.2	3.6	2.9	3.8	2.4			6.6	2.0	1.7
		1	%	1.3	0.0	1.4	1.4	1.4	1.1	0.7	1.8		1.0	1.0	1.7
		2	%	2.3	1.1	3.7	2.3	0.9	2.3	1.2	3.3		2.4	1.8	2.7
		3	%	4.8	4.4	7.9	3.8	5.1	2.0	3.9	5.7		5.1	6.2	3.4
		4	%	4.4	4.8	5.5	4.2	3.2	4.2	3.9	4.8		3.5	4.7	4.6
		5	%	9.9	10.4	11.9	8.2	11.8	8.6	10.6	9.3		8.1	11.6	9.7
		6	%	8.3	8.8	10.2	8.1	6.7	7.3	8.8	7.8		8.0	7.7	9.0
		7	%	11.2	9.7	12.2	11.2	9.1	13.5	11.1	11.4		7.3	13.1	12.4
		8	%	10.6	13.8	9.5	10.7	12.3	7.9	12.1	9.1		13.3	8.8	10.1
		9	%	3.5	3.8	4.7	3.1	3.1	3.4	4.4	2.7		2.3	2.3	5.6
	On the right track (10)	%	14.4	12.2	12.6	14.7	17.0	14.2	15.6	13.3		15.4	12.8	15.1	
	Unsure	%	26.2	27.6	17.6	29.1	25.9	32.7	23.8	28.4		27.0	28.1	24.0	

Nanos conducted an RDD dual frame (land- and cell- lines) hybrid telephone and online random survey of 1,504 Canadians, 18 years of age or older, between August 21<sup>st</sup> and 31<sup>st</sup>, 2020. The margin of error this survey is ±2.5 percentage points, 19 times out of 20. \*Note: some results have been shaded due to small sample size.



**2020-973 – Canadian Defence and Security Network –Survey – STAT SHEET**

Thinking about the Canadian Armed Forces, would you say they are on the right track or the wrong track in the following areas? [RANDOMIZE]

		Region						Gender			Age				
		Canada 2020-08	Atlantic	Quebec	Ontario	Prairies	British Columbia	Male	Female	Other	18 to 34	35 to 54	55 plus		
Question 39 - Inclusion of members of the LGBTQ community	Total	Unwgt N	1502	153	374	443	294	238	785	714	3	313	502	687	
		Wgt N	1496	99	349	572	275	200	731	761	3	410	511	575	
		Mean	5.8	5.9	5.2	6.0	5.8	6.0	5.8	5.7		5.8	5.6	5.8	
		Median	6.0	6.0	5.0	6.0	6.0	6.0	6.0	6.0		6.0	6.0	6.0	
		On the wrong track (0)	%	5.4	4.5	5.2	4.9	7.7	4.5	6.4	4.4		8.5	4.3	4.2
	1	%	2.7	4.0	4.2	1.9	2.6	1.6	2.7	2.6		1.9	2.5	3.3	
	2	%	4.2	2.9	5.8	3.5	4.7	3.2	3.2	5.2		4.5	4.3	3.9	
	3	%	5.5	3.6	10.1	3.5	5.6	4.2	3.6	7.2		3.2	8.4	4.6	
	4	%	4.5	2.7	5.5	4.4	2.3	7.0	4.6	4.4		4.0	4.2	5.1	
	5	%	8.4	7.6	9.7	8.3	7.9	7.5	9.1	7.8		4.9	9.0	10.4	
	6	%	8.1	10.8	9.2	8.4	8.2	3.5	8.1	8.1		7.6	7.9	8.6	
	7	%	7.9	11.9	6.2	8.4	6.9	8.9	7.7	8.1		6.4	7.7	9.2	
	8	%	6.5	9.3	6.0	5.9	7.2	7.1	7.8	5.4		9.8	5.5	5.2	
	9	%	2.8	1.8	3.8	2.6	2.5	2.1	3.1	2.5		3.4	2.1	2.9	
	On the right track (10)	%	12.5	10.0	9.0	13.2	16.5	12.7	12.5	12.6		13.7	11.8	12.3	
	Unsure	%	31.5	31.0	25.2	35.0	27.8	37.8	31.3	31.7		32.3	32.3	30.3	

Nanos conducted an RDD dual frame (land- and cell- lines) hybrid telephone and online random survey of 1,504 Canadians, 18 years of age or older, between August 21<sup>st</sup> and 31<sup>st</sup>, 2020. The margin of error this survey is ±2.5 percentage points, 19 times out of 20. \*Note: some results have been shaded due to small sample size.



**2020-973 – Canadian Defence and Security Network –Survey – STAT SHEET**

Thinking about the Canadian Armed Forces, would you say they are on the right track or the wrong track in the following areas? [RANDOMIZE]

			Region					Gender			Age				
			Canada 2020-08	Atlantic	Quebec	Ontario	Prairies	British Columbia	Male	Female	Other	18 to 34	35 to 54	55 plus	
Question 40 - Inclusion of Francophones	Total	Unwgt N	1502	153	373	444	294	238	786	713	3	313	502	687	
		Wgt N	1496	99	348	573	275	200	733	760	3	410	511	575	
		Mean	7.3	7.6	6.8	7.6	7.4	7.6	7.4	7.3		7.3	7.3	7.5	
		Median	8.0	8.0	7.0	8.0	8.0	8.0	8.0	8.0	8.0		8.0	8.0	8.0
	On the wrong track (0)	%	1.8	2.1	2.0	1.7	2.4	1.0	2.2	1.5			3.2	1.7	1.0
		1	%	0.7	0.0	1.4	0.6	0.2	0.7	0.5	0.9		1.0	0.3	0.9
		2	%	0.8	0.0	1.2	0.5	0.6	1.7	0.9	0.6		0.7	0.5	1.1
		3	%	1.8	1.1	4.7	1.0	0.3	1.5	2.4	1.2		0.4	2.5	2.2
		4	%	2.5	1.2	4.5	1.2	4.3	1.0	2.3	2.7		1.6	3.1	2.6
		5	%	9.8	11.6	11.8	8.8	10.4	7.2	10.3	9.2		9.1	9.3	10.6
		6	%	5.5	4.4	9.4	3.7	6.4	3.4	5.4	5.6		5.4	5.7	5.5
		7	%	9.3	7.1	10.5	10.1	5.3	11.4	9.3	9.4		7.9	10.4	9.3
		8	%	12.8	17.3	15.1	13.1	9.5	10.5	13.0	12.7		11.6	12.0	14.5
		9	%	6.2	7.4	7.6	5.7	4.5	6.5	6.5	5.8		4.3	3.9	9.5
On the right track (10)	%	20.1	20.4	16.5	20.6	23.6	19.9	22.2	18.1		19.5	19.1	21.4		
Unsure	%	28.7	27.2	15.3	33.1	32.4	35.2	24.8	32.2		35.4	31.5	21.4		

Nanos conducted an RDD dual frame (land- and cell- lines) hybrid telephone and online random survey of 1,504 Canadians, 18 years of age or older, between August 21<sup>st</sup> and 31<sup>st</sup>, 2020. The margin of error this survey is ±2.5 percentage points, 19 times out of 20. \*Note: some results have been shaded due to small sample size.



**2020-973 – Canadian Defence and Security Network –Survey – STAT SHEET**

Please indicate how much confidence, if any, you have in the ability of leaders in each of these institutions to shape policies that benefit Canada [RANDOMIZE]

			Region					Gender			Age				
			Canada 2020-08	Atlantic	Quebec	Ontario	Prairies	British Columbia	Male	Female	Other	18 to 34	35 to 54	55 plus	
Question 41 - The military	Total	Unwgt N	1495	150	371	443	293	238	778	714	3	311	501	683	
		Wgt N	1491	97	347	573	274	200	726	762	3	409	510	572	
		Mean	5.8	5.9	6.4	5.7	5.6	5.1	5.8	5.7		5.4	5.7	6.1	
		Median	6.0	7.0	7.0	6.0	6.0	5.0	6.0	6.0		6.0	6.0	6.0	
	Not at all confident (0)	%	5.8	6.5	3.4	7.4	5.0	6.1	5.9	5.8		8.3	6.9	3.1	
		1	%	2.8	5.3	1.5	2.5	2.9	4.6	3.1		5.1	1.1	2.6	
		2	%	3.9	3.9	2.2	4.3	4.0	5.6	4.2	3.6		4.5	4.8	2.7
		3	%	5.7	2.6	4.3	4.9	7.3	9.4	5.3	5.9		5.4	6.5	5.1
		4	%	6.8	2.8	5.2	7.4	8.5	7.8	7.1	6.7		7.2	7.3	6.2
		5	%	14.7	12.4	14.7	14.6	15.9	14.7	15.7	13.6		14.0	13.2	16.7
		6	%	12.9	13.8	12.8	13.0	11.8	13.8	11.0	14.7		10.6	13.5	13.9
		7	%	17.1	17.9	18.8	15.9	17.3	16.6	18.3	16.0		12.1	19.9	18.2
		8	%	13.4	16.8	17.2	13.1	11.2	8.9	13.4	13.4		13.1	11.5	15.3
		9	%	6.0	9.2	6.6	6.1	6.1	3.0	7.3	4.7		5.7	5.0	7.1
Very confident (10)	%	6.6	5.8	9.7	6.8	4.8	3.6	6.6	6.7		6.4	7.0	6.5		
Unsure	%	4.4	3.1	3.6	4.1	5.1	5.9	2.7	5.9		7.9	3.4	2.7		

Nanos conducted an RDD dual frame (land- and cell- lines) hybrid telephone and online random survey of 1,504 Canadians, 18 years of age or older, between August 21<sup>st</sup> and 31<sup>st</sup>, 2020. The margin of error this survey is ±2.5 percentage points, 19 times out of 20. \*Note: some results have been shaded due to small sample size.



**2020-973 – Canadian Defence and Security Network –Survey – STAT SHEET**

Please indicate how much confidence, if any, you have in the ability of leaders in each of these institutions to shape policies that benefit Canada [RANDOMIZE]

			Region					Gender			Age				
			Canada 2020-08	Atlantic	Quebec	Ontario	Prairies	British Columbia	Male	Female	Other	18 to 34	35 to 54	55 plus	
Question 42 - Intelligence agencies	Total	Unwgt N	1497	151	372	444	292	238	784	710	3	312	502	683	
		Wgt N	1493	98	347	573	274	200	732	758	3	410	511	572	
		Mean	6.1	6.1	6.2	6.2	5.9	5.6	6.1	6.1		6.0	6.0	6.2	
		Median	6.0	6.0	6.0	7.0	6.0	6.0	7.0	6.0		6.0	7.0	7.0	
	Not at all confident (0)	%	4.2	6.8	3.5	4.4	2.1	6.5	5.7	2.8		5.5	4.6	3.0	
		1	%	1.5	3.0	0.9	1.2	1.0	3.0	1.5	1.4		2.2	1.0	1.4
		2	%	2.9	0.0	1.8	3.2	5.1	2.6	3.0	2.9		2.4	3.8	2.6
		3	%	4.6	4.2	5.1	4.1	5.3	4.3	4.7	4.5		3.3	5.7	4.5
		4	%	7.0	2.7	6.7	5.5	11.2	8.5	5.3	8.6		6.2	7.9	6.9
		5	%	11.9	8.7	14.3	10.3	13.4	11.6	12.5	11.2		11.6	11.0	12.8
		6	%	13.8	18.2	14.8	12.1	13.1	15.9	14.0	13.7		16.8	11.9	13.4
		7	%	17.6	14.4	17.0	18.5	18.0	16.9	17.9	17.2		16.2	19.5	16.8
		8	%	16.6	16.3	16.3	18.4	14.4	14.9	18.7	14.5		13.9	17.4	17.7
		9	%	5.0	6.8	4.3	6.0	3.6	4.5	5.6	4.4		4.5	4.4	5.9
		Very confident (10)	%	6.1	5.1	8.0	6.8	5.0	2.6	6.5	5.7		6.8	5.3	6.2
Unsure	%	8.8	13.7	7.2	9.4	7.9	8.6	4.5	12.9		10.5	7.5	8.7		

Nanos conducted an RDD dual frame (land- and cell- lines) hybrid telephone and online random survey of 1,504 Canadians, 18 years of age or older, between August 21<sup>st</sup> and 31<sup>st</sup>, 2020. The margin of error this survey is ±2.5 percentage points, 19 times out of 20. \*Note: some results have been shaded due to small sample size.



**2020-973 – Canadian Defence and Security Network –Survey – STAT SHEET**

Please indicate how much confidence, if any, you have in the ability of leaders in each of these institutions to shape policies that benefit Canada [RANDOMIZE]

			Region					Gender			Age				
			Canada 2020-08	Atlantic	Quebec	Ontario	Prairies	British Columbia	Male	Female	Other	18 to 34	35 to 54	55 plus	
Question 43 - Politicians	Total	Unwgt N	1496	151	371	442	293	239	781	712	3	312	501	683	
		Wgt N	1491	98	347	572	274	201	728	760	3	410	510	571	
		Mean	4.6	4.8	5.2	4.7	3.8	4.6	4.3	4.9		4.3	4.4	5.1	
		Median	5.0	5.0	6.0	5.0	4.0	5.0	5.0	5.0		5.0	5.0	5.0	
		Not at all confident (0)	%	12.9	10.1	6.7	13.0	22.2	11.8	16.7	9.2		17.2	14.6	8.3
		1	%	4.8	5.3	2.8	5.3	7.2	3.4	4.9	4.6		5.2	5.7	3.7
		2	%	6.3	4.4	5.0	5.7	6.5	10.8	7.8	4.8		5.7	6.9	6.1
		3	%	8.2	8.7	9.2	6.4	12.3	5.6	7.3	9.1		8.7	7.9	8.1
		4	%	9.0	12.0	7.5	8.3	8.7	12.5	9.5	8.5		10.8	8.1	8.5
		5	%	14.3	14.2	15.8	15.1	11.5	13.2	14.1	14.2		11.2	15.0	15.8
		6	%	14.5	17.1	18.0	13.6	13.0	11.9	12.7	16.3		14.2	14.2	15.0
		7	%	15.9	13.5	18.9	18.1	7.1	17.5	13.2	18.5		14.0	15.5	17.6
		8	%	8.0	9.2	9.4	8.6	5.2	6.8	8.0	8.0		5.7	7.4	10.2
		9	%	2.6	2.6	2.4	2.9	1.9	3.1	2.6	2.7		1.8	2.3	3.4
		Very confident (10)	%	2.4	1.6	2.3	2.3	3.8	1.3	2.4	2.4		2.8	1.7	2.7
	Unsure	%	1.2	1.2	2.0	0.7	0.6	2.1	0.8	1.6		2.7	0.8	0.6	

Nanos conducted an RDD dual frame (land- and cell- lines) hybrid telephone and online random survey of 1,504 Canadians, 18 years of age or older, between August 21<sup>st</sup> and 31<sup>st</sup>, 2020. The margin of error this survey is ±2.5 percentage points, 19 times out of 20. \*Note: some results have been shaded due to small sample size.



**2020-973 – Canadian Defence and Security Network –Survey – STAT SHEET**

Please indicate how much confidence, if any, you have in the ability of leaders in each of these institutions to shape policies that benefit Canada [RANDOMIZE]

		Region							Gender			Age		
		Canada 2020-08	Atlantic	Quebec	Ontario	Prairies	British Columbia	Male	Female	Other	18 to 34	35 to 54	55 plus	
Question 44 - Media	Total	Unwgt N	1499	150	373	445	293	238	783	713	3	312	503	684
		Wgt N	1495	97	349	575	274	200	731	761	3	410	512	574
		Mean	4.4	4.4	5.0	4.3	3.6	4.5	4.2	4.6		4.0	4.0	5.0
		Median	5.0	5.0	6.0	5.0	4.0	5.0	5.0	5.0		4.0	5.0	5.0
		Not at all confident (0)	%	17.4	18.3	12.5	17.8	25.7	13.0	20.8	14.2	22.8	22.0	9.5
	1	%	4.7	2.5	3.4	5.7	5.4	3.8	4.9	4.5		4.3	4.6	4.9
	2	%	6.5	8.7	5.3	6.8	7.7	5.3	7.4	5.8		5.3	7.1	6.9
	3	%	7.6	5.9	6.6	6.7	9.1	11.0	7.4	7.9		8.9	7.2	7.1
	4	%	7.2	6.9	5.7	5.8	10.1	10.0	6.3	7.9		10.2	6.3	5.8
	5	%	15.3	15.9	15.4	16.6	10.4	17.6	14.9	15.4		12.3	16.6	16.2
	6	%	11.8	9.1	12.5	10.1	13.1	14.9	11.4	12.3		11.3	11.6	12.4
	7	%	13.2	12.8	18.4	14.0	7.8	9.7	11.2	15.2		10.8	11.7	16.4
	8	%	8.1	12.8	11.1	7.6	4.3	6.9	8.8	7.4		4.9	6.6	11.7
	9	%	2.6	3.2	4.1	2.3	2.0	1.2	2.3	2.9		1.3	1.9	4.1
	Very confident (10)	%	3.1	1.1	3.2	3.2	3.1	3.6	2.9	3.2	4.2	2.7	2.6	
	Unsure	%	2.5	2.8	1.9	3.4	1.3	3.0	1.7	3.4	3.8	1.7	2.5	

Nanos conducted an RDD dual frame (land- and cell- lines) hybrid telephone and online random survey of 1,504 Canadians, 18 years of age or older, between August 21<sup>st</sup> and 31<sup>st</sup>, 2020. The margin of error this survey is ±2.5 percentage points, 19 times out of 20. \*Note: some results have been shaded due to small sample size.





**2020-973 – Canadian Defence and Security Network –Survey – STAT SHEET**

Please indicate how much confidence, if any, you have in the ability of leaders in each of these institutions to shape policies that benefit Canada [RANDOMIZE]

			Region					Gender			Age			
			Canada 2020-08	Atlantic	Quebec	Ontario	Prairies	British Columbia	Male	Female	Other	18 to 34	35 to 54	55 plus
Question 45 - Academia	Total	Unwgt N	1494	152	370	440	293	239	782	709	3	311	500	683
		Wgt N	1488	99	346	568	274	201	729	756	3	408	509	571
		Mean	6.1	6.3	6.8	6.0	5.4	6.0	5.7	6.5		6.1	6.0	6.2
		Median	7.0	7.0	7.0	7.0	6.0	6.0	7.0	7.0		7.0	7.0	7.0
	Not at all confident (0)	%	6.4	6.0	1.8	7.3	11.4	5.2	9.7	3.2		7.7	7.1	4.8
	1	%	1.8	1.0	0.7	1.9	3.1	1.7	2.5	1.1		2.0	1.5	1.8
	2	%	3.3	0.5	2.1	3.5	4.6	4.5	5.0	1.8		4.1	3.2	2.9
	3	%	5.1	6.7	4.7	4.7	6.5	4.2	5.9	4.3		5.5	6.3	3.7
	4	%	5.3	2.4	4.2	6.1	4.4	7.7	5.6	5.1		3.9	4.6	6.9
	5	%	9.8	9.7	8.6	9.0	10.0	14.2	9.6	10.1		8.4	11.4	9.4
	6	%	11.4	12.6	12.2	10.8	12.0	10.7	10.2	12.5		11.3	10.3	12.6
	7	%	18.9	22.4	22.0	19.1	17.5	13.3	18.4	19.4		14.9	20.9	20.0
	8	%	17.8	17.0	20.8	16.3	13.1	23.9	16.3	19.2		18.6	14.6	20.2
	9	%	8.2	6.1	10.0	9.5	6.7	4.9	7.4	9.1		8.3	7.7	8.7
	Very confident (10)	%	7.0	8.2	9.4	6.3	5.7	6.0	6.5	7.5		9.5	6.9	5.3
Unsure	%	4.9	7.2	3.8	5.4	5.1	3.7	2.9	6.7		5.7	5.5	3.7	

Nanos conducted an RDD dual frame (land- and cell- lines) hybrid telephone and online random survey of 1,504 Canadians, 18 years of age or older, between August 21<sup>st</sup> and 31<sup>st</sup>, 2020. The margin of error this survey is ±2.5 percentage points, 19 times out of 20. \*Note: some results have been shaded due to small sample size.



**2020-973 – Canadian Defence and Security Network –Survey – STAT SHEET**

Please indicate how much confidence, if any, you have in the ability of leaders in each of these institutions to shape policies that benefit Canada [RANDOMIZE]

			Region					Gender			Age				
			Canada 2020-08	Atlantic	Quebec	Ontario	Prairies	British Columbia	Male	Female	Other	18 to 34	35 to 54	55 plus	
Question 46 - Defence industry	Total	Unwgt N	1496	150	372	444	291	239	782	711	3	311	501	684	
		Wgt N	1492	97	348	574	273	201	730	760	3	409	510	573	
		Mean	4.7	4.8	5.2	4.6	4.8	4.1	4.5	5.0		4.7	4.5	4.9	
		Median	5.0	5.0	6.0	5.0	5.0	4.0	5.0	5.0		5.0	5.0	5.0	
		Not at all confident (0)	%	10.9	13.7	7.8	13.8	7.6	11.5	11.9	9.9		12.5	13.7	7.3
		1	%	3.2	2.2	2.9	3.1	2.8	5.0	4.0	2.5		4.8	1.9	3.2
		2	%	7.8	6.9	6.2	7.5	7.8	12.1	8.5	7.2		7.0	7.6	8.6
		3	%	8.2	3.7	7.4	8.0	8.9	11.0	10.2	6.1		5.8	10.3	8.0
		4	%	8.3	8.8	6.6	7.5	11.7	8.6	8.2	8.4		8.2	9.0	7.6
		5	%	12.9	11.9	14.0	12.7	12.6	12.1	14.8	11.1		10.6	12.6	14.7
		6	%	13.2	18.5	17.1	11.4	10.6	12.9	12.9	13.6		9.4	13.6	15.6
		7	%	13.1	8.9	13.2	14.7	11.6	12.1	11.1	15.0		13.0	13.2	13.0
		8	%	7.9	8.9	8.2	7.3	12.0	2.9	8.0	7.9		8.3	6.9	8.5
		9	%	2.6	3.7	3.6	2.7	2.0	0.8	2.1	3.1		2.2	2.1	3.3
	Very confident (10)	%	3.3	3.1	5.1	3.3	2.1	2.1	3.1	3.5		5.1	2.8	2.6	
	Unsure	%	8.7	9.9	8.0	8.0	10.4	8.8	5.2	11.9		13.2	6.2	7.6	

Nanos conducted an RDD dual frame (land- and cell- lines) hybrid telephone and online random survey of 1,504 Canadians, 18 years of age or older, between August 21<sup>st</sup> and 31<sup>st</sup>, 2020. The margin of error this survey is ±2.5 percentage points, 19 times out of 20. \*Note: some results have been shaded due to small sample size.



2020-973 – Canadian Defence and Security Network –Survey – STAT SHEET

			Region						Gender			Age		
			Canada 2020-08	Atlantic	Quebec	Ontario	Prairies	British Columbia	Male	Female	Other	18 to 34	35 to 54	55 plus
Question 47 - Please say whether you would like to see more or less government spending in national defence. If you say "more defence spending" it could require a tax increase, and if you say "less defence spending" it could require a reduction in the capacity of Canada's Armed Forces. Do you think the government should spend much more, more, the same as now, less, or much less?	Total	Unwgt N	1504	154	374	444	293	239	785	716	3	313	503	688
		Wgt N	1498	100	349	573	274	201	732	763	3	410	512	575
	Much more	%	10.3	12.9	8.9	8.4	12.7	13.2	15.2	5.5		8.3	10.4	11.5
	More	%	30.7	25.0	22.3	34.8	36.7	27.9	36.3	25.2		22.8	30.7	36.2
	The same as now	%	38.5	40.4	48.1	35.7	33.8	35.3	32.0	44.9		42.2	36.5	37.7
	Less	%	10.4	9.1	9.7	10.5	10.1	12.4	9.3	11.4		14.4	11.0	7.0
	Much less	%	5.3	8.1	5.8	5.6	3.2	4.9	5.0	5.4		7.6	6.3	2.7
	Unsure	%	4.9	4.4	5.2	5.0	3.4	6.3	2.2	7.5		4.6	5.0	4.9

Nanos conducted an RDD dual frame (land- and cell- lines) hybrid telephone and online random survey of 1,504 Canadians, 18 years of age or older, between August 21<sup>st</sup> and 31<sup>st</sup>, 2020. The margin of error this survey is ±2.5 percentage points, 19 times out of 20. \*Note: some results have been shaded due to small sample size.



2020-973 – Canadian Defence and Security Network –Survey – STAT SHEET

		Region							Gender			Age		
		Canada 2020-08	Atlantic	Quebec	Ontario	Prairies	British Columbia	Male	Female	Other	18 to 34	35 to 54	55 plus	
Question 48 - What is the ideal relationship between the Canadian Armed Forces and civilian leadership? (sliding scale 0 to 10 response between, at the left end: Canadian Armed Forces take orders without questions and at the right end: civilian leadership follows advice from Canadian Armed Forces without question)	Total	Unwgt N	1023	103	271	302	181	166	590	431	2	209	331	483
		Wgt N	1009	68	246	385	173	136	549	458	2	278	333	398
		Mean	4.9	4.9	4.9	4.9	5.3	4.6	4.8	5.1		4.9	4.9	4.9
		Median	5.0	5.0	5.0	5.0	6.0	5.0	5.0	5.0		5.0	5.0	5.0
	0	%	5.4	6.4	5.0	6.6	3.4	4.9	6.1	4.6		7.7	4.3	4.7
	1	%	4.0	2.2	5.5	3.0	3.4	5.6	5.2	2.3		3.2	3.2	5.1
	2	%	7.2	6.4	10.3	6.8	3.3	8.1	9.5	4.5		6.3	8.5	6.8
	3	%	12.9	14.9	11.2	13.4	12.1	14.7	12.9	12.7		13.0	14.0	12.0
	4	%	11.7	11.9	13.8	11.7	9.6	10.7	11.5	12.1		9.8	10.4	14.2
	5	%	15.5	20.4	9.8	15.9	17.3	20.0	12.1	19.7		15.3	17.2	14.3
6	%	14.1	13.4	12.8	13.2	17.0	15.6	14.5	13.7		14.4	13.6	14.3	
7	%	15.7	9.0	14.8	16.2	22.6	10.2	14.8	16.8		16.4	17.0	14.0	
8	%	7.8	7.7	10.3	6.7	7.8	6.3	8.0	7.5		8.4	6.2	8.6	
9	%	2.1	3.7	2.4	2.6	0.4	1.6	1.3	3.1		0.9	2.1	3.0	
10	%	3.6	4.1	4.0	3.9	3.1	2.2	4.0	3.1		4.5	3.6	3.0	

Nanos conducted an RDD dual frame (land- and cell- lines) hybrid telephone and online random survey of 1,504 Canadians, 18 years of age or older, between August 21<sup>st</sup> and 31<sup>st</sup>, 2020. The margin of error this survey is ±2.5 percentage points, 19 times out of 20. \*Note: some results have been shaded due to small sample size.



**2020-973 – Canadian Defence and Security Network –Survey – STAT SHEET**

Please rank as 1 the most important and as 2 the second most important factor when it comes to selling military equipment to foreign countries? [RANDOMIZE]

			Region					Gender			Age			
			Canada 2020-08	Atlantic	Quebec	Ontario	Prairies	British Columbia	Male	Female	Other	18 to 34	35 to 54	55 plus
Question 49 - Rank 1	Total	Unwgt N	1463	145	372	425	290	231	760	700	3	311	492	660
		Wgt N	1459	94	347	551	272	195	710	747	3	408	500	551
	Respect for human rights by buyer	%	31.0	40.7	29.9	29.2	29.7	35.4	28.8	33.2		32.9	26.9	33.5
	Respect for international law	%	21.5	20.3	19.0	23.6	20.1	22.5	21.8	21.1		17.0	20.9	25.3
	Local jobs in Canada	%	10.9	10.7	11.0	11.6	12.7	6.8	12.8	9.2		10.9	14.2	8.0
	Development of Canadian technology & innovation	%	12.6	11.0	11.8	13.9	12.1	11.9	16.1	9.3		12.3	11.9	13.6
	Maintaining good relations with allies	%	10.5	7.0	10.6	9.5	14.1	9.7	11.8	9.3		11.8	10.2	9.8
	Canada should not export military equipment	%	13.5	10.4	17.8	12.2	11.4	13.7	8.7	17.9		15.2	16.0	9.9

Please rank as 1 the most important and as 2 the second most important factor when it comes to selling military equipment to foreign countries? [RANDOMIZE]

			Region					Gender			Age			
			Canada 2020-08	Atlantic	Quebec	Ontario	Prairies	British Columbia	Male	Female	Other	18 to 34	35 to 54	55 plus
Question 49 - Rank 2	Total	Unwgt N	1431	143	365	417	281	225	750	679	2	303	480	648
		Wgt N	1428	92	341	541	264	190	699	727	2	399	488	542
	Respect for human rights by buyer	%	26.2	18.2	29.5	27.5	21.9	26.5	26.6	25.7		26.6	26.5	25.7
	Respect for international law	%	27.2	30.7	24.9	25.4	28.9	32.5	24.9	29.5		27.5	26.1	28.0
	Local jobs in Canada	%	15.2	15.2	12.4	18.2	15.9	10.4	17.5	12.9		19.2	17.0	10.6
	Development of Canadian technology & innovation	%	15.8	16.0	14.1	15.2	20.6	13.8	17.2	14.5		13.8	16.7	16.5
	Maintaining good relations with allies	%	10.7	13.7	12.2	10.0	9.9	10.0	10.7	10.8		9.1	8.9	13.6
	Canada should not export military equipment	%	4.8	6.2	6.8	3.7	2.7	6.8	3.0	6.6		3.9	4.8	5.6

Nanos conducted an RDD dual frame (land- and cell- lines) hybrid telephone and online random survey of 1,504 Canadians, 18 years of age or older, between August 21<sup>st</sup> and 31<sup>st</sup>, 2020. The margin of error this survey is ±2.5 percentage points, 19 times out of 20. \*Note: some results have been shaded due to small sample size.



2020-973 – Canadian Defence and Security Network –Survey – STAT SHEET

		Region						Gender			Age				
		Canada 2020-08	Atlantic	Quebec	Ontario	Prairies	British Columbia	Male	Female	Other	18 to 34	35 to 54	55 plus		
Question 50 - How important, if at all, are events outside of Canada to you?	Total	Unwgt N	1503	154	375	444	293	237	784	716	3	312	504	687	
		Wgt N	1497	100	350	573	273	200	731	763	3	409	513	575	
		Mean	7.7	7.8	7.6	7.9	7.4	8.0	7.7	7.8		7.4	7.5	8.2	
		Median	8.0	8.0	8.0	8.0	8.0	8.0	8.0	8.0		8.0	8.0	8.0	
		Not at all important (0)	%	1.1	2.2	0.9	1.1	1.4	0.3	0.8	1.3		0.6	1.4	1.1
		1	%	0.2	0.6	0.0	0.2	0.3	0.4	0.3	0.2		0.2	0.5	0.0
		2	%	1.5	1.7	1.8	1.7	0.9	1.2	2.0	1.0		3.1	1.4	0.5
		3	%	1.9	0.5	1.3	1.9	3.5	1.7	3.0	1.0		2.6	2.6	0.9
		4	%	2.0	0.6	2.6	1.3	2.7	2.7	2.2	1.8		3.0	1.8	1.4
		5	%	6.4	7.9	6.0	6.2	9.1	3.3	6.2	6.6		8.7	6.0	5.1
		6	%	8.2	5.2	9.0	7.1	10.8	7.9	7.4	9.0		9.1	9.9	6.1
		7	%	17.6	21.6	19.7	15.3	18.9	16.7	18.9	16.4		19.1	20.6	13.8
		8	%	22.4	20.1	23.9	23.0	20.8	21.5	21.9	22.9		22.7	24.1	20.7
	9	%	9.7	10.9	9.9	9.9	8.9	9.4	9.2	10.1		7.2	9.3	11.9	
	Very important (10)	%	27.6	28.6	22.5	31.1	22.3	33.7	27.1	28.3		22.7	20.6	37.4	
	Unsure	%	1.3	0.0	2.4	1.2	0.5	1.2	1.0	1.5		1.0	1.6	1.1	

Nanos conducted an RDD dual frame (land- and cell- lines) hybrid telephone and online random survey of 1,504 Canadians, 18 years of age or older, between August 21<sup>st</sup> and 31<sup>st</sup>, 2020. The margin of error this survey is ±2.5 percentage points, 19 times out of 20. \*Note: some results have been shaded due to small sample size.



**2020-973 – Canadian Defence and Security Network –Survey – STAT SHEET**

			Region						Gender			Age		
			Canada 2020-08	Atlantic	Quebec	Ontario	Prairies	British Columbia	Male	Female	Other	18 to 34	35 to 54	55 plus
Question 51 - Have you lived or traveled abroad?	Total	Unwgt N	1506	154	375	445	294	238	785	718	3	313	504	689
		Wgt N	1500	100	350	575	275	200	732	765	3	410	513	577
	Lived abroad	%	4.5	7.3	4.1	3.0	4.3	8.6	5.5	3.6		4.0	5.4	4.2
	Travelled abroad	%	58.4	58.8	64.2	57.5	57.2	52.3	59.4	57.4		58.0	57.6	59.4
	Both lived and travelled abroad	%	26.1	15.6	20.1	29.5	26.7	31.5	25.0	27.3		27.3	26.6	24.8
	Neither lived nor travelled abroad	%	10.9	18.3	11.6	10.0	11.7	7.6	10.0	11.7		10.7	10.4	11.6

Nanos conducted an RDD dual frame (land- and cell- lines) hybrid telephone and online random survey of 1,504 Canadians, 18 years of age or older, between August 21<sup>st</sup> and 31<sup>st</sup>, 2020. The margin of error this survey is ±2.5 percentage points, 19 times out of 20. \*Note: some results have been shaded due to small sample size.



2020-973 – Canadian Defence and Security Network –Survey – STAT SHEET

			Region					Gender			Age			
			Canada 2020-08	Atlantic	Quebec	Ontario	Prairies	British Columbia	Male	Female	Other	18 to 34	35 to 54	55 plus
Question 52 – [THOSE WHO HAVE TRAVELED AND/OR LIVED ABROAD] Over the course of your lifetime, how many countries, outside of Canada, have you visited?	Total	Unwgt N	1255	113	316	386	240	200	657	596	2	263	419	573
		Wgt N	1261	74	295	497	228	166	615	644	2	346	432	483
		Mean	10.4	10.7	9.0	11.2	9.7	11.7	10.4	10.4		8.0	9.3	13.1
		Median	8.0	6.0	6.0	8.0	7.0	9.0	8.0	8.0		6.0	7.0	10.0
	1	%	5.5	9.6	6.6	5.0	5.1	3.4	6.2	4.8		7.4	6.8	2.8
	2	%	7.7	8.0	7.6	6.9	8.4	9.1	6.8	8.6		10.2	8.1	5.5
	3	%	8.7	9.9	9.5	7.3	11.6	6.9	8.0	9.4		12.4	9.4	5.5
	4	%	6.7	7.8	10.0	6.7	5.2	2.5	7.0	6.4		8.9	5.9	5.9
	5	%	8.3	9.9	10.7	7.2	8.7	6.2	8.6	8.1		6.9	10.2	7.6
	6	%	7.4	5.6	7.5	7.4	8.6	6.0	6.7	8.0		6.7	8.1	7.2
	7	%	5.3	5.3	3.8	6.9	3.9	5.2	6.0	4.7		5.3	6.0	4.7
	8	%	5.6	4.6	6.4	4.3	5.1	9.2	5.7	5.6		5.6	5.2	6.0
	9	%	4.0	2.7	2.5	4.3	3.3	7.3	4.3	3.6		4.8	3.9	3.6
	10	%	8.4	8.7	9.1	8.7	7.4	7.6	8.8	7.9		8.8	7.5	9.0
	11	%	1.5	0.0	1.5	1.8	0.3	2.8	1.1	1.8		0.0	1.8	2.2
	12	%	4.2	0.8	4.0	4.3	5.0	4.4	4.8	3.6		3.0	5.0	4.3
	13	%	1.2	0.8	1.4	1.1	1.5	1.2	0.9	1.5		2.5	0.9	0.6
	14	%	1.5	0.0	2.1	1.2	2.0	1.4	1.5	1.5		1.3	0.4	2.7
	15	%	5.1	0.7	4.1	5.0	6.9	6.5	4.5	5.7		4.4	5.8	4.9
	16	%	1.5	4.5	0.9	1.1	1.3	2.2	1.5	1.4		1.2	1.4	1.7
	17	%	1.0	1.2	1.4	1.0	0.6	0.9	0.7	1.3		2.1	0.4	0.8
18	%	1.3	1.6	0.0	2.2	1.0	1.4	1.7	1.0		0.6	1.6	1.6	
19	%	0.4	0.7	0.2	0.4	1.0	0.0	0.6	0.3		0.0	0.4	0.8	
20	%	4.5	4.4	2.6	5.3	5.2	5.0	4.4	4.7		4.1	3.1	6.1	
21	%	0.6	0.7	0.3	1.0	0.4	0.3	0.7	0.5		0.7	0.7	0.4	

Nanos conducted an RDD dual frame (land- and cell- lines) hybrid telephone and online random survey of 1,504 Canadians, 18 years of age or older, between August 21<sup>st</sup> and 31<sup>st</sup>, 2020. The margin of error this survey is ±2.5 percentage points, 19 times out of 20. \*Note: some results have been shaded due to small sample size.





2020-973 – Canadian Defence and Security Network –Survey – STAT SHEET

		Region					Gender			Age			
		Canada 2020-08	Atlantic	Quebec	Ontario	Prairies	British Columbia	Male	Female	Other	18 to 34	35 to 54	55 plus
22	%	0.6	0.0	1.2	0.2	1.3	0.4	0.7	0.6		0.0	0.9	0.8
23	%	0.3	0.0	0.6	0.3	0.3	0.0	0.1	0.5		0.0	0.2	0.6
24	%	0.2	0.0	0.0	0.5	0.0	0.0	0.2	0.2		0.0	0.4	0.2
25	%	1.9	3.7	1.2	1.9	2.1	2.0	1.7	2.1		0.8	1.2	3.2
26	%	0.3	0.0	0.7	0.3	0.0	0.0	0.2	0.4		0.0	0.6	0.3
27	%	0.0	0.7	0.0	0.0	0.0	0.0	0.1	0.0		0.0	0.0	0.1
28	%	0.5	0.7	0.0	0.9	0.7	0.0	0.7	0.3		0.0	0.2	1.2
29	%	0.2	2.0	0.0	0.0	0.0	0.3	0.3	0.0		0.3	0.0	0.2
30	%	1.8	2.7	1.6	1.8	0.9	2.8	1.8	1.8		0.7	1.9	2.4
31	%	0.1	0.0	0.3	0.0	0.0	0.0	0.0	0.2		0.0	0.0	0.2
32	%	0.1	0.0	0.0	0.2	0.3	0.0	0.3	0.0		0.0	0.0	0.3
34	%	0.2	0.0	0.3	0.3	0.0	0.0	0.0	0.3		0.0	0.2	0.3
35	%	0.5	0.0	0.3	0.4	0.7	1.1	0.6	0.4		0.0	0.0	1.3
36	%	0.3	0.0	0.0	0.8	0.0	0.0	0.2	0.4		0.4	0.4	0.2
37	%	0.1	0.0	0.0	0.2	0.0	0.0	0.2	0.0		0.0	0.0	0.2
38	%	0.1	0.0	0.0	0.2	0.0	0.3	0.3	0.0		0.0	0.0	0.3
39	%	0.1	0.0	0.0	0.0	0.7	0.0	0.2	0.0		0.4	0.0	0.0
40	%	0.6	0.0	0.8	0.7	0.0	0.9	0.6	0.6		0.4	0.4	1.0
45	%	0.1	0.0	0.2	0.2	0.0	0.0	0.3	0.0		0.0	0.0	0.3
48	%	0.1	0.0	0.0	0.0	0.0	0.4	0.0	0.1		0.0	0.0	0.1
50	%	0.7	1.6	0.3	1.1	0.3	0.4	0.4	1.0		0.0	0.6	1.3
53	%	0.1	0.0	0.0	0.3	0.0	0.0	0.2	0.0		0.0	0.3	0.0
56	%	0.1	0.0	0.0	0.3	0.0	0.0	0.0	0.2		0.0	0.0	0.3
60	%	0.1	0.0	0.2	0.0	0.0	0.6	0.3	0.0		0.0	0.2	0.1
63	%	0.0	0.0	0.0	0.0	0.0	0.3	0.1	0.0		0.0	0.0	0.1

Nanos conducted an RDD dual frame (land- and cell- lines) hybrid telephone and online random survey of 1,504 Canadians, 18 years of age or older, between August 21<sup>st</sup> and 31<sup>st</sup>, 2020. The margin of error this survey is ±2.5 percentage points, 19 times out of 20. \*Note: some results have been shaded due to small sample size.



**2020-973 – Canadian Defence and Security Network –Survey – STAT SHEET**

		Region						Gender			Age		
		Canada 2020-08	Atlantic	Quebec	Ontario	Prairies	British Columbia	Male	Female	Other	18 to 34	35 to 54	55 plus
70	%	0.1	0.0	0.0	0.0	0.3	0.0	0.1	0.0		0.0	0.0	0.1
75	%	0.1	0.0	0.0	0.3	0.0	0.0	0.0	0.2		0.0	0.0	0.3
80	%	0.1	1.2	0.0	0.0	0.0	0.4	0.0	0.2		0.0	0.0	0.3
86	%	0.0	0.0	0.0	0.0	0.0	0.3	0.1	0.0		0.0	0.0	0.1

Nanos conducted an RDD dual frame (land- and cell- lines) hybrid telephone and online random survey of 1,504 Canadians, 18 years of age or older, between August 21<sup>st</sup> and 31<sup>st</sup>, 2020. The margin of error this survey is ±2.5 percentage points, 19 times out of 20. \*Note: some results have been shaded due to small sample size.



2020-973 – Canadian Defence and Security Network –Survey – STAT SHEET

		Region							Gender			Age		
		Canada 2020-08	Atlantic	Quebec	Ontario	Prairies	British Columbia	Male	Female	Other	18 to 34	35 to 54	55 plus	
Question 53 - Which one country have you travelled to the most? [OPEN]	Total	Unwgt N	1223	107	310	381	231	194	645	576	2	256	407	560
		Wgt N	1231	70	290	492	218	161	603	626	2	338	420	473
	US	%	61.1	64.7	51.9	63.2	69.4	58.5	66.3	56.2		60.7	65.2	57.7
	Germany	%	1.9	0.8	0.7	2.6	1.4	3.1	1.0	2.8		1.2	2.5	1.8
	UK	%	6.6	8.5	2.6	8.3	5.4	9.8	5.6	7.7		5.1	4.1	10.0
	Cuba	%	2.1	2.2	5.8	1.2	0.3	0.5	1.1	3.1		2.2	2.3	1.8
	Mexico	%	4.5	3.6	4.5	3.6	7.7	3.6	4.8	4.3		3.3	5.6	4.4
	Australia	%	0.9	0.0	0.0	0.6	2.0	2.6	0.7	1.1		2.4	0.4	0.3
	Belize	%	0.2	0.0	0.0	0.0	0.7	0.4	0.0	0.4		0.0	0.4	0.1
	Ethiopia	%	0.1	0.0	0.0	0.0	0.7	0.0	0.2	0.0		0.4	0.0	0.0
	Italy	%	2.1	2.1	3.3	2.4	0.7	1.1	1.1	3.1		1.1	1.0	3.8
	Bulgaria	%	0.1	0.0	0.3	0.0	0.0	0.0	0.0	0.1		0.0	0.2	0.0
	Hungary	%	0.2	0.0	0.2	0.3	0.0	0.0	0.1	0.2		0.0	0.0	0.4
	France	%	5.1	2.2	13.7	2.6	1.3	3.2	4.4	5.7		3.0	4.9	6.7
	India	%	0.7	0.0	0.5	0.6	1.3	0.6	1.3	0.1		1.7	0.4	0.1
	Philippines	%	0.0	0.8	0.0	0.0	0.0	0.0	0.0	0.1		0.0	0.1	0.0
	Tanzania	%	0.2	0.0	0.0	0.3	0.0	0.6	0.2	0.2		0.4	0.2	0.0
	Dominican Republic	%	0.6	3.0	1.0	0.3	0.4	0.0	1.0	0.2		0.5	0.8	0.4
	New Zealand	%	0.2	0.0	0.0	0.3	0.3	0.5	0.0	0.5		0.2	0.2	0.3
	Portugal	%	0.7	0.0	0.7	1.3	0.0	0.0	0.3	1.0		0.4	0.4	1.1
	Spain	%	0.5	0.0	0.6	0.8	0.0	0.3	0.6	0.4		0.4	0.4	0.7
	Other	%	0.8	0.0	1.4	1.1	0.0	0.3	0.5	1.1		0.8	0.4	1.2
	Greece	%	0.2	1.3	0.3	0.0	0.0	0.0	0.0	0.3		0.0	0.0	0.4
	Pakistan	%	0.3	1.4	0.0	0.5	0.0	0.0	0.2	0.4		1.0	0.0	0.0
	Uganda	%	0.1	0.0	0.0	0.0	0.0	0.5	0.0	0.1		0.0	0.2	0.0
	Estonia	%	0.1	0.0	0.0	0.3	0.0	0.0	0.2	0.0		0.4	0.0	0.0

Nanos conducted an RDD dual frame (land- and cell- lines) hybrid telephone and online random survey of 1,504 Canadians, 18 years of age or older, between August 21<sup>st</sup> and 31<sup>st</sup>, 2020. The margin of error this survey is ±2.5 percentage points, 19 times out of 20. \*Note: some results have been shaded due to small sample size.



2020-973 – Canadian Defence and Security Network –Survey – STAT SHEET

			Region					Gender			Age			
			Canada 2020-08	Atlantic	Quebec	Ontario	Prairies	British Columbia	Male	Female	Other	18 to 34	35 to 54	55 plus
China	%		0.8	0.0	1.3	0.5	0.0	2.2	1.0	0.6		1.7	0.4	0.5
Hong Kong	%		0.5	0.0	0.0	1.1	0.0	0.6	0.6	0.5		0.4	1.0	0.2
Poland	%		0.5	0.0	0.0	0.3	0.9	1.5	0.9	0.0		0.8	0.5	0.2
Sweden	%		0.2	0.0	0.3	0.3	0.0	0.0	0.1	0.2		0.0	0.2	0.3
Costa Rica	%		0.2	0.0	0.0	0.2	0.3	0.4	0.3	0.1		0.0	0.2	0.4
Jamaica	%		0.6	0.8	0.0	1.0	0.7	0.0	0.4	0.6		0.6	0.7	0.4
Martinique	%		0.1	0.0	0.2	0.0	0.0	0.0	0.1	0.0		0.0	0.0	0.1
Vietnam	%		0.2	0.0	0.5	0.0	0.3	0.0	0.3	0.1		0.5	0.0	0.1
Netherlands	%		0.7	0.0	0.0	0.8	0.0	2.8	0.6	0.7		0.0	1.0	0.9
Japan	%		0.5	0.0	0.6	0.8	0.0	0.5	0.4	0.7		0.5	0.9	0.2
Peru	%		0.3	0.8	0.2	0.6	0.0	0.0	0.1	0.5		0.4	0.5	0.1
South Africa	%		0.1	0.0	0.0	0.3	0.0	0.0	0.0	0.2		0.0	0.0	0.3
Belgium	%		0.1	0.0	0.3	0.0	0.3	0.0	0.2	0.0		0.0	0.2	0.1
Russia	%		0.1	0.0	0.0	0.2	0.0	0.0	0.2	0.0		0.0	0.0	0.2
Romania	%		0.1	0.0	0.0	0.3	0.0	0.0	0.2	0.0		0.0	0.3	0.0
Trinidad & Tobago	%		0.1	0.0	0.0	0.3	0.0	0.0	0.0	0.3		0.0	0.4	0.0
Ukraine	%		0.2	1.3	0.0	0.2	0.3	0.0	0.2	0.3		0.2	0.0	0.4
Switzerland	%		0.3	0.0	0.3	0.3	0.0	0.9	0.3	0.3		0.4	0.4	0.1
Czech Republic	%		0.1	1.4	0.0	0.0	0.0	0.0	0.2	0.0		0.3	0.0	0.0
Panama	%		0.1	0.0	0.0	0.0	0.0	0.9	0.1	0.1		0.0	0.2	0.1
Israel	%		0.1	0.0	0.3	0.0	0.0	0.0	0.0	0.2		0.0	0.0	0.2
Turkey	%		0.2	0.0	0.0	0.3	0.0	0.6	0.2	0.2		0.4	0.2	0.0
Denmark	%		0.2	0.0	0.3	0.4	0.0	0.0	0.3	0.1		0.0	0.2	0.4
Singapore	%		0.1	0.0	0.0	0.3	0.0	0.0	0.2	0.0		0.4	0.0	0.0
Ghana	%		0.1	0.0	0.0	0.0	0.7	0.0	0.2	0.0		0.4	0.0	0.0
El Salvador	%		0.1	0.9	0.0	0.0	0.0	0.0	0.0	0.1		0.2	0.0	0.0

Nanos conducted an RDD dual frame (land- and cell- lines) hybrid telephone and online random survey of 1,504 Canadians, 18 years of age or older, between August 21<sup>st</sup> and 31<sup>st</sup>, 2020. The margin of error this survey is ±2.5 percentage points, 19 times out of 20. \*Note: some results have been shaded due to small sample size.



2020-973 – Canadian Defence and Security Network –Survey – STAT SHEET

		Region						Gender			Age		
		Canada 2020-08	Atlantic	Quebec	Ontario	Prairies	British Columbia	Male	Female	Other	18 to 34	35 to 54	55 plus
Latvia	%	0.2	0.0	0.0	0.0	1.2	0.0	0.0	0.4		0.8	0.0	0.0
Brazil	%	0.1	0.9	0.3	0.0	0.0	0.0	0.1	0.2		0.0	0.1	0.2
Colombia	%	0.2	0.0	0.3	0.3	0.0	0.0	0.0	0.4		0.4	0.0	0.2
Senegal	%	0.1	0.0	0.6	0.0	0.0	0.0	0.0	0.3		0.5	0.0	0.0
Taiwan	%	0.1	0.0	0.0	0.0	0.0	0.9	0.0	0.2		0.4	0.0	0.0
Kuwait	%	0.1	0.0	0.5	0.0	0.0	0.0	0.3	0.0		0.5	0.0	0.0
Bosnia	%	0.2	0.0	0.8	0.0	0.0	0.0	0.4	0.0		0.5	0.0	0.1
Anguilla	%	0.1	0.0	0.0	0.3	0.0	0.0	0.0	0.2		0.0	0.0	0.3
Barbados	%	0.1	0.0	0.3	0.0	0.0	0.0	0.1	0.0		0.0	0.2	0.0
Thailand	%	0.1	1.4	0.0	0.0	0.4	0.0	0.3	0.0		0.5	0.0	0.0
Zimbabwe	%	0.1	0.0	0.0	0.0	0.0	0.4	0.0	0.1		0.0	0.0	0.1
UAE	%	0.1	0.0	0.3	0.0	0.0	0.4	0.1	0.1		0.0	0.2	0.1
Finland	%	0.1	0.0	0.0	0.3	0.0	0.0	0.0	0.3		0.0	0.4	0.0
Bermuda	%	0.1	0.0	0.3	0.0	0.0	0.0	0.0	0.2		0.0	0.0	0.2
Chile	%	0.1	0.0	0.0	0.0	0.0	0.5	0.0	0.1		0.0	0.2	0.0
Malaysia	%	0.1	0.0	0.2	0.0	0.0	0.0	0.1	0.0		0.0	0.0	0.1
Afghanistan	%	0.1	0.0	0.5	0.0	0.0	0.0	0.3	0.0		0.5	0.0	0.0
Austria	%	0.1	0.0	0.0	0.0	0.7	0.0	0.0	0.3		0.0	0.4	0.0
Bangladesh	%	0.1	0.0	0.0	0.3	0.0	0.0	0.0	0.2		0.4	0.0	0.0
Indonesia	%	0.1	0.0	0.0	0.0	0.0	0.4	0.0	0.1		0.0	0.0	0.1
Argentina	%	0.1	0.0	0.0	0.0	0.5	0.0	0.2	0.0		0.0	0.2	0.0
Europe (unspecified)	%	0.9	0.0	2.3	0.3	1.0	0.9	0.9	1.0		1.7	1.0	0.4
Caribbean (unspecified)	%	0.2	1.3	0.0	0.3	0.0	0.0	0.2	0.1		0.4	0.0	0.2
Not one more than others	%	0.7	0.7	1.5	0.3	1.0	0.0	0.3	1.0		0.9	0.2	1.0

Nanos conducted an RDD dual frame (land- and cell- lines) hybrid telephone and online random survey of 1,504 Canadians, 18 years of age or older, between August 21<sup>st</sup> and 31<sup>st</sup>, 2020. The margin of error this survey is ±2.5 percentage points, 19 times out of 20. \*Note: some results have been shaded due to small sample size.



2020-973 – Canadian Defence and Security Network –Survey – STAT SHEET

			Region						Gender			Age		
Canada 2020-08			Atlantic	Quebec	Ontario	Prairies	British Columbia	Male	Female	Other	18 to 34	35 to 54	55 plus	
Question 54 - Now or in the past, did you or someone in your family serve in the Canadian Armed Forces? Select all that apply.	Total	Unwgt N	1505	154	375	445	293	238	784	718	3	313	503	689
		Wgt N	1499	100	350	575	274	200	731	765	3	410	512	577
	I have served in the CAF	%	5.8	8.8	7.2	5.2	4.8	5.0	10.4	1.5		4.4	6.4	6.3
	Someone in my family served in the CAF	%	40.7	48.8	29.2	44.9	46.1	37.4	39.4	42.1		27.4	39.2	51.5
	Neither I nor someone in my family served in the CAF	%	53.0	39.4	64.9	49.1	48.6	56.0	50.9	54.9		64.8	54.7	43.0
	Unsure?	%	2.7	5.2	1.0	3.3	2.7	2.6	2.7		4.5	2.6	1.5	

\*\*Multifrequency question based on the number of respondents

			Region						Gender			Age		
Canada 2020-08			Atlantic	Quebec	Ontario	Prairies	British Columbia	Male	Female	Other	18 to 34	35 to 54	55 plus	
Question 54 - Now or in the past, did you or someone in your family serve in the Canadian Armed Forces? Select all that apply.	Total	Unwgt N	1540	158	385	456	300	241	811	726	3	316	517	707
		Wgt N	1532	102	358	589	280	202	755	774	3	415	527	590
	I have served in the CAF	%	5.7	8.6	7.0	5.1	4.7	5.0	10.1	1.4		4.3	6.2	6.2
	Someone in my family served in the CAF	%	39.8	47.7	28.5	43.8	45.1	37.0	38.2	41.6		27.2	38.1	50.3
	Neither I nor someone in my family served in the CAF	%	51.8	38.5	63.4	47.9	47.5	55.4	49.3	54.3		64.1	53.2	42.0
	Unsure	%	2.6	5.1	1.0	3.2	2.6	2.6	2.5	2.7		4.4	2.5	1.5

\*\*Multifrequency question based on the number of responses

Nanos conducted an RDD dual frame (land- and cell- lines) hybrid telephone and online random survey of 1,504 Canadians, 18 years of age or older, between August 21<sup>st</sup> and 31<sup>st</sup>, 2020. The margin of error this survey is ±2.5 percentage points, 19 times out of 20. \*Note: some results have been shaded due to small sample size.



**2020-973– Canadian Defence and Security Network – National Survey - Canadian Armed Forces Service – STAT SHEET**

		Now or in the past, did you or someone in your family serve in the Canadian Armed Forces?						
			Canada 2020-08	I have served in the CAF	Someone in my family served in the CAF	Neither I nor someone in my family served in the CAF	Unsure	
Question 1 - What should be Canada's role in the world? [OPEN]	Total	Unwgt N	1405	90	592	720	33	
		Wgt N	1396	82	570	739	34	
		Peacekeepers/mediator/voice of reason	%	31.2	31.6	29.3	32.0	42.5
		Advocate for Human rights and freedom/A country that helps those in need	%	10.1	9.1	12.7	8.4	4.1
		Strong ally	%	2.7	5.2	3.8	1.8	0.0
		A model of democracy/ supporter of democracy	%	6.1	6.8	6.8	5.7	3.7
		A leader/ A decision maker	%	13.1	18.1	12.8	13.6	3.7
		An environmental leader/a leader in renewable energy, sustainable development	%	7.4	4.7	6.6	8.0	9.3
		Focus on ourselves/ protect and promote canadian interests	%	7.2	3.4	7.2	7.2	9.1
		A strong trade partner/ economic leader/ natural resource exporter	%	5.3	9.8	5.2	5.0	4.0
		A leader in innovation/research and development/technology	%	1.9	0.7	1.5	2.0	8.0
		An example/ role model of what countries should be	%	9.6	6.6	9.6	10.2	7.9
		Remain Neutral	%	1.6	0.8	1.5	1.8	1.8
		Other	%	3.3	3.0	2.7	3.7	5.8
	Unsure	%	0.5	0.0	0.4	0.6	0.0	

Nanos conducted an RDD dual frame (land- and cell- lines) hybrid telephone and online random survey of 1,504 Canadians, 18 years of age or older, between August 21<sup>st</sup> and 31<sup>st</sup>, 2020. The margin of error this survey is ±2.5 percentage points, 19 times out of 20. \*Note: some results have been shaded due to small sample size.



**2020-973– Canadian Defence and Security Network – National Survey - Canadian Armed Forces Service – STAT SHEET**

How important, if at all, are the following to advancing Canada’s place in the world? [RANDOMIZE]

		Now or in the past, did you or someone in your family serve in the Canadian Armed Forces?						
			Canada 2020-08	I have served in the CAF	Someone in my family served in the CAF	Neither I nor someone in my family served in the CAF	Unsure	
Question 2 - National defence	Total	Unwgt N	1494	96	633	763	37	
		Wgt N	1490	87	607	789	39	
		Mean	6.6	7.8	6.9	6.3	6.4	
		Median	7.0	8.0	7.0	6.0	7.0	
		Not at all important (0)	%	2.2	0.0	2.2	2.2	4.2
		1	%	1.3	0.0	1.2	1.5	0.0
		2	%	3.1	1.9	2.6	3.5	3.5
		3	%	5.6	2.3	4.1	6.9	7.7
		4	%	5.4	2.3	4.5	6.2	5.8
		5	%	14.1	12.6	12.4	15.9	10.3
		6	%	13.0	9.3	10.5	15.1	12.5
		7	%	15.1	13.0	16.4	14.1	17.4
		8	%	15.3	13.4	17.0	14.0	15.9
		9	%	7.2	10.9	7.7	6.4	7.6
		Very important (10)	%	16.3	34.1	19.6	12.9	11.7
	Unsure	%	1.5	0.0	1.7	1.4	3.5	

Nanos conducted an RDD dual frame (land- and cell- lines) hybrid telephone and online random survey of 1,504 Canadians, 18 years of age or older, between August 21<sup>st</sup> and 31<sup>st</sup>, 2020. The margin of error this survey is ±2.5 percentage points, 19 times out of 20. \*Note: some results have been shaded due to small sample size.





**2020-973– Canadian Defence and Security Network – National Survey - Canadian Armed Forces Service – STAT SHEET**

How important, if at all, are the following to advancing Canada’s place in the world? [RANDOMIZE]

			Now or in the past, did you or someone in your family serve in the Canadian Armed Forces?					
			Canada 2020-08	I have served in the CAF	Someone in my family served in the CAF	Neither I nor someone in my family served in the CAF	Unsure	
Question 3 - Foreign aid	Total	Unwgt N	1495	96	637	760	37	
		Wgt N	1490	87	610	785	39	
		Mean	6.3	5.6	6.3	6.3	5.6	
		Median	7.0	6.0	7.0	7.0	7.0	
		Not at all important (0)	%	5.0	6.6	4.6	4.3	17.8
		1	%	2.1	1.2	2.5	1.9	0.0
		2	%	5.0	11.7	5.0	4.9	3.5
		3	%	4.7	9.4	4.6	4.7	2.5
		4	%	4.5	3.9	4.4	4.6	4.0
		5	%	12.2	12.3	12.8	12.1	1.6
		6	%	11.3	11.3	11.2	11.4	18.7
		7	%	17.5	13.5	16.4	18.4	20.6
		8	%	17.6	14.6	17.8	17.7	14.1
		9	%	8.0	4.7	8.3	8.1	5.2
		Very important (10)	%	11.1	10.2	11.1	11.2	8.7
	Unsure	%	1.1	0.8	1.4	0.7	3.3	

Nanos conducted an RDD dual frame (land- and cell- lines) hybrid telephone and online random survey of 1,504 Canadians, 18 years of age or older, between August 21<sup>st</sup> and 31<sup>st</sup>, 2020. The margin of error this survey is ±2.5 percentage points, 19 times out of 20. \*Note: some results have been shaded due to small sample size.



**2020-973– Canadian Defence and Security Network – National Survey - Canadian Armed Forces Service – STAT SHEET**

How important, if at all, are the following to advancing Canada’s place in the world? [RANDOMIZE]

		Now or in the past, did you or someone in your family serve in the Canadian Armed Forces?						
		Canada 2020-08	I have served in the CAF	Someone in my family served in the CAF	Neither I nor someone in my family served in the CAF	Unsure		
Question 4 - Diplomacy	Total	Unwgt N	1498	96	632	768	37	
		Wgt N	1492	87	605	793	39	
		Mean	8.1	8.3	8.2	8.0	8.1	
		Median	8.0	9.0	9.0	8.0	8.0	
		Not at all important (0)	%	0.7	0.0	0.9	0.7	0.0
		1	%	0.3	0.8	0.5	0.2	0.0
		2	%	0.9	0.0	0.2	1.3	3.5
		3	%	1.6	1.7	0.7	2.2	1.3
		4	%	1.8	0.0	1.4	2.2	2.5
		5	%	5.5	7.1	4.8	6.0	0.0
		6	%	5.6	9.1	5.9	5.3	4.1
		7	%	13.4	11.4	13.1	13.1	21.2
		8	%	20.4	14.1	20.7	20.7	18.3
		9	%	15.1	18.1	15.8	14.4	13.6
		Very important (10)	%	33.5	37.0	34.7	32.7	29.8
	Unsure	%	1.2	0.6	1.2	1.0	5.8	

Nanos conducted an RDD dual frame (land- and cell- lines) hybrid telephone and online random survey of 1,504 Canadians, 18 years of age or older, between August 21<sup>st</sup> and 31<sup>st</sup>, 2020. The margin of error this survey is ±2.5 percentage points, 19 times out of 20. \*Note: some results have been shaded due to small sample size.



**2020-973– Canadian Defence and Security Network – National Survey - Canadian Armed Forces Service – STAT SHEET**

How important, if at all, are the following to advancing Canada’s place in the world? [RANDOMIZE]

			Now or in the past, did you or someone in your family serve in the Canadian Armed Forces?					
			Canada 2020-08	I have served in the CAF	Someone in my family served in the CAF	Neither I nor someone in my family served in the CAF	Unsure	
Question 5 - International trade	Total	Unwgt N	1496	95	635	763	38	
		Wgt N	1492	87	609	789	40	
		Mean	7.9	8.2	7.8	8.0	7.6	
		Median	8.0	8.0	8.0	8.0	8.0	
		Not at all important (0)	%	0.3	0.0	0.5	0.2	1.2
		1	%	0.6	0.0	0.0	1.1	0.0
		2	%	0.3	1.6	0.4	0.2	3.4
		3	%	1.2	0.0	1.5	0.9	4.0
		4	%	1.8	0.8	1.7	2.0	0.0
		5	%	6.1	4.2	7.4	5.6	2.4
		6	%	9.1	8.0	11.0	7.7	7.4
		7	%	16.5	19.0	15.8	16.4	26.2
		8	%	23.4	21.4	23.0	23.6	24.9
		9	%	13.7	8.9	13.5	14.1	6.5
		Very important (10)	%	26.7	35.4	24.8	28.1	23.8
	Unsure	%	0.4	0.8	0.6	0.2	0.0	

Nanos conducted an RDD dual frame (land- and cell- lines) hybrid telephone and online random survey of 1,504 Canadians, 18 years of age or older, between August 21<sup>st</sup> and 31<sup>st</sup>, 2020. The margin of error this survey is ±2.5 percentage points, 19 times out of 20. \*Note: some results have been shaded due to small sample size.



**2020-973– Canadian Defence and Security Network – National Survey - Canadian Armed Forces Service – STAT SHEET**

How important, if at all, are the following to advancing Canada’s place in the world? [RANDOMIZE]

			Now or in the past, did you or someone in your family serve in the Canadian Armed Forces?					
			Canada 2020-08	I have served in the CAF	Someone in my family served in the CAF	Neither I nor someone in my family served in the CAF	Unsure	
Question 6 - Immigration	Total	Unwgt N	1497	96	635	764	37	
		Wgt N	1492	87	609	789	39	
		Mean	6.7	5.6	6.5	6.9	6.1	
		Median	7.0	6.0	7.0	7.0	7.0	
		Not at all important (0)	%	4.0	7.5	4.7	2.6	10.6
		1	%	2.2	1.6	2.5	2.0	3.8
		2	%	2.3	3.8	2.0	2.4	0.0
		3	%	4.3	10.6	5.2	3.4	3.5
		4	%	4.2	6.8	4.0	4.0	8.5
		5	%	12.0	17.6	12.6	11.2	14.4
		6	%	11.2	10.6	10.5	11.9	2.5
		7	%	16.1	14.3	15.7	17.0	8.6
		8	%	17.6	10.4	16.6	18.5	21.9
		9	%	9.5	7.5	8.8	10.1	10.4
	Very important (10)	%	15.8	9.3	15.8	16.5	12.4	
	Unsure	%	1.0	0.0	1.7	0.5	3.4	

Nanos conducted an RDD dual frame (land- and cell- lines) hybrid telephone and online random survey of 1,504 Canadians, 18 years of age or older, between August 21<sup>st</sup> and 31<sup>st</sup>, 2020. The margin of error this survey is ±2.5 percentage points, 19 times out of 20. \*Note: some results have been shaded due to small sample size.



**2020-973– Canadian Defence and Security Network – National Survey - Canadian Armed Forces Service – STAT SHEET**

How important, if at all, are the following to advancing Canada’s place in the world? [RANDOMIZE]

			Now or in the past, did you or someone in your family serve in the Canadian Armed Forces?					
			Canada 2020-08	I have served in the CAF	Someone in my family served in the CAF	Neither I nor someone in my family served in the CAF	Unsure	
Question 7 - Environment	Total	Unwgt N	1497	96	635	765	36	
		Wgt N	1491	87	608	790	38	
		Mean	7.9	7.1	7.9	8.0	8.2	
		Median	9.0	7.0	8.0	9.0	9.0	
		Not at all important (0)	%	1.8	1.4	1.5	2.1	1.3
		1	%	1.0	0.0	1.1	1.1	0.0
		2	%	1.6	2.4	1.9	1.3	0.0
		3	%	2.5	6.0	2.1	2.5	3.9
		4	%	2.6	3.4	2.8	2.5	0.0
		5	%	6.4	14.9	5.9	6.3	8.7
		6	%	5.0	9.0	5.4	4.4	5.2
		7	%	11.6	19.8	12.4	10.2	9.4
		8	%	16.6	11.2	17.6	16.1	16.1
		9	%	12.3	5.7	10.1	14.2	18.2
		Very important (10)	%	38.3	26.1	38.7	39.0	37.2
	Unsure	%	0.4	0.0	0.5	0.3	0.0	

Nanos conducted an RDD dual frame (land- and cell- lines) hybrid telephone and online random survey of 1,504 Canadians, 18 years of age or older, between August 21<sup>st</sup> and 31<sup>st</sup>, 2020. The margin of error this survey is ±2.5 percentage points, 19 times out of 20. \*Note: some results have been shaded due to small sample size.



**2020-973– Canadian Defence and Security Network – National Survey - Canadian Armed Forces Service – STAT SHEET**

		Now or in the past, did you or someone in your family serve in the Canadian Armed Forces?					
			Canada 2020-08	I have served in the CAF	Someone in my family served in the CAF	Neither I nor someone in my family served in the CAF	Unsure
Question 8 - Should Canada's foreign policy priority be more about promoting its interests or its values around the world? Promoting interests (move slider left)   Promoting values (move slider right)	Total	Unwgt N	1338	80	572	682	33
		Wgt N	1334	72	551	703	35
		Mean	6.4	5.7	6.5	6.4	5.5
		Median	7.0	6.0	7.0	7.0	6.0
	0	%	3.4	2.4	2.9	3.8	8.0
	1	%	2.2	4.7	2.0	2.1	0.0
	2	%	4.8	13.0	3.4	5.7	4.2
	3	%	6.3	11.5	5.2	6.5	8.3
	4	%	4.2	4.0	4.0	4.1	11.4
	5	%	8.2	9.4	9.6	7.1	11.4
	6	%	11.4	12.4	12.9	9.8	14.0
	7	%	20.9	8.7	21.2	21.4	19.6
	8	%	21.1	15.3	20.6	21.8	19.2
	9	%	7.7	7.7	8.6	7.8	0.0
10	%	9.7	11.0	9.6	10.1	3.8	

Nanos conducted an RDD dual frame (land- and cell- lines) hybrid telephone and online random survey of 1,504 Canadians, 18 years of age or older, between August 21<sup>st</sup> and 31<sup>st</sup>, 2020. The margin of error this survey is ±2.5 percentage points, 19 times out of 20. \*Note: some results have been shaded due to small sample size.



**2020-973– Canadian Defence and Security Network – National Survey - Canadian Armed Forces Service – STAT SHEET**

		Now or in the past, did you or someone in your family serve in the Canadian Armed Forces?					
		Canada 2020-08	I have served in the CAF	Someone in my family served in the CAF	Neither I nor someone in my family served in the CAF	Unsure	
Question 9 - What values should Canada be promoting around the world, if any? [OPEN]	Total	Unwgt N	1385	89	589	702	36
		Wgt N	1377	81	568	720	38
	Peace	%	13.1	8.5	12.6	13.9	12.6
	Freedom/Liberty	%	6.5	6.9	6.2	7.0	0.0
	Canadian values and culture	%	1.6	0.0	1.6	1.5	5.9
	Rule of Law	%	1.3	1.7	1.5	1.1	0.0
	Human Rights	%	13.0	14.5	15.6	11.0	7.2
	Love/kindness	%	1.8	1.1	1.7	2.1	0.0
	Environment and climate change	%	7.1	3.9	5.9	7.8	16.2
	None/remain neutral	%	1.2	0.0	1.0	1.6	0.0
	Inclusivity, fairness, equality	%	24.9	25.0	23.9	25.5	27.4
	Democracy	%	11.0	17.5	11.3	10.5	13.5
	Multiculturalism	%	1.0	0.0	0.8	1.2	0.0
	Respect	%	2.5	3.7	2.4	2.5	0.0
	Honesty	%	2.1	2.1	2.0	2.2	0.0
	Leadership	%	0.6	0.0	0.6	0.6	0.0
	Trade/commerce	%	2.6	7.0	2.3	2.5	0.0
	Diplomacy	%	1.4	0.0	1.3	1.4	3.6
	Maintaining an inward focus on domestic issues	%	1.5	0.0	2.3	1.1	0.0
	other	%	4.7	4.9	4.8	4.0	13.6
	Integrity/transparency	%	1.8	2.1	1.6	2.0	0.0
	Unsure	%	0.4	1.1	0.7	0.3	0.0

Nanos conducted an RDD dual frame (land- and cell- lines) hybrid telephone and online random survey of 1,504 Canadians, 18 years of age or older, between August 21<sup>st</sup> and 31<sup>st</sup>, 2020. The margin of error this survey is ±2.5 percentage points, 19 times out of 20. \*Note: some results have been shaded due to small sample size.



**2020-973– Canadian Defence and Security Network – National Survey - Canadian Armed Forces Service – STAT SHEET**

		Now or in the past, did you or someone in your family serve in the Canadian Armed Forces?					
		Canada 2020-08	I have served in the CAF	Someone in my family served in the CAF	Neither I nor someone in my family served in the CAF	Unsure	
Question 10 - What interests should Canada be promoting around the world, if any? [OPEN]	Total	Unwgt N	1280	87	556	638	32
		Wgt N	1266	79	532	653	34
	Trade and economic exchange	%	35.7	37.5	37.1	35.1	24.5
	Human rights	%	2.4	4.7	2.7	2.1	3.8
	Environmental responsibility and climate change	%	16.2	10.9	15.6	16.6	22.0
	Oil and gas/natural resources/energy	%	5.9	6.9	5.4	6.0	8.4
	Health/health care	%	1.4	1.0	1.4	1.5	0.0
	Humanitarian aid	%	1.7	0.6	1.6	2.0	0.0
	National interests	%	3.4	2.4	2.5	3.5	14.7
	Defense/protection of territory	%	2.0	1.3	2.4	1.9	0.0
	Democracy	%	2.7	3.8	3.0	2.5	0.0
	Peace and diplomacy	%	7.9	12.1	8.3	6.7	12.9
	Tourism	%	0.6	0.7	0.6	0.6	0.0
	Equality and social justice	%	5.7	8.1	6.0	5.4	4.7
	Capacity building and assisting other regimes	%	1.1	1.3	1.6	0.9	0.0
	none/remain neutral	%	1.8	0.7	1.3	2.2	0.0
	Immigration and refugees	%	2.0	0.6	2.3	1.9	0.0
	Education	%	1.0	0.0	0.6	1.4	0.0
	Other	%	3.2	1.3	2.5	3.6	7.1
	Freedom/free speech	%	1.0	3.5	1.1	0.8	0.0
	Technology/research	%	0.6	0.8	0.0	1.1	0.0
	Unsure	%	3.9	1.7	3.9	4.2	2.0

Nanos conducted an RDD dual frame (land- and cell- lines) hybrid telephone and online random survey of 1,504 Canadians, 18 years of age or older, between August 21<sup>st</sup> and 31<sup>st</sup>, 2020. The margin of error this survey is ±2.5 percentage points, 19 times out of 20. \*Note: some results have been shaded due to small sample size.





**2020-973– Canadian Defence and Security Network – National Survey - Canadian Armed Forces Service – STAT SHEET**

How much do you care, if at all, about how Canada is viewed by the following countries or organizations? [RANDOMIZE]

			Now or in the past, did you or someone in your family serve in the Canadian Armed Forces?					
			Canada 2020-08	I have served in the CAF	Someone in my family served in the CAF	Neither I nor someone in my family served in the CAF	Unsure	
Question 11 - United States	Total	Unwgt N	1500	96	633	768	38	
		Wgt N	1495	87	606	793	40	
		Mean	6.4	7.1	6.3	6.4	5.7	
		Median	7.0	8.0	7.0	7.0	7.0	
		Do not care (0)	%	9.6	4.0	9.8	9.6	15.9
		1	%	1.7	1.0	1.5	1.9	0.0
		2	%	2.5	1.2	2.0	3.0	0.0
		3	%	4.7	4.5	4.2	4.8	11.1
		4	%	4.1	0.0	4.5	4.0	3.1
		5	%	9.8	13.6	11.4	8.8	5.5
		6	%	9.1	8.4	8.8	9.0	13.1
		7	%	13.6	15.8	15.0	11.5	29.1
		8	%	15.8	15.6	16.5	16.2	2.5
		9	%	10.7	19.0	8.7	11.3	5.5
		Care (10)	%	17.8	16.3	16.8	18.8	14.2
	Unsure	%	0.8	0.6	0.9	0.8	0.0	

Nanos conducted an RDD dual frame (land- and cell- lines) hybrid telephone and online random survey of 1,504 Canadians, 18 years of age or older, between August 21<sup>st</sup> and 31<sup>st</sup>, 2020. The margin of error this survey is ±2.5 percentage points, 19 times out of 20. \*Note: some results have been shaded due to small sample size.



**2020-973– Canadian Defence and Security Network – National Survey - Canadian Armed Forces Service – STAT SHEET**

How much do you care, if at all, about how Canada is viewed by the following countries or organizations? [RANDOMIZE]

			Now or in the past, did you or someone in your family serve in the Canadian Armed Forces?					
			Canada 2020-08	I have served in the CAF	Someone in my family served in the CAF	Neither I nor someone in my family served in the CAF	Unsure	
Question 12 - Europe	Total	Unwgt N	1498	96	633	767	37	
		Wgt N	1494	87	607	793	39	
		Mean	7.6	7.6	7.7	7.6	6.7	
		Median	8.0	8.0	8.0	8.0	8.0	
		Do not care (0)	%	2.9	4.2	3.4	2.0	13.3
		1	%	0.5	0.0	0.4	0.6	0.0
		2	%	1.0	0.0	0.3	1.6	0.0
		3	%	1.3	0.0	1.1	1.6	0.0
		4	%	1.0	1.2	0.5	1.3	0.0
		5	%	7.3	9.3	7.5	6.6	9.1
		6	%	7.1	5.3	6.3	7.7	9.1
		7	%	16.3	17.5	15.9	16.3	18.1
		8	%	25.7	22.6	27.4	24.7	27.4
		9	%	14.0	21.6	13.4	14.2	9.2
		Care (10)	%	22.0	18.3	22.7	22.5	13.8
	Unsure	%	0.8	0.0	1.0	0.8	0.0	

Nanos conducted an RDD dual frame (land- and cell- lines) hybrid telephone and online random survey of 1,504 Canadians, 18 years of age or older, between August 21<sup>st</sup> and 31<sup>st</sup>, 2020. The margin of error this survey is ±2.5 percentage points, 19 times out of 20. \*Note: some results have been shaded due to small sample size.



**2020-973– Canadian Defence and Security Network – National Survey - Canadian Armed Forces Service – STAT SHEET**

How much do you care, if at all, about how Canada is viewed by the following countries or organizations? [RANDOMIZE]

			Now or in the past, did you or someone in your family serve in the Canadian Armed Forces?				
			Canada 2020-08	I have served in the CAF	Someone in my family served in the CAF	Neither I nor someone in my family served in the CAF	Unsure
Question 13 - United Nations	Total	Unwgt N	1496	95	634	765	37
		Wgt N	1492	87	607	791	39
		Mean	6.8	5.8	6.9	6.8	5.8
		Median	8.0	7.0	8.0	8.0	8.0
	Do not care (0)	%	10.4	19.1	10.2	8.7	26.9
	1	%	1.5	3.6	1.6	1.4	0.0
	2	%	3.0	2.0	2.1	4.0	0.0
	3	%	2.5	1.8	2.3	2.6	2.6
	4	%	2.7	4.7	2.2	3.4	0.0
	5	%	6.5	11.7	5.6	6.9	9.6
	6	%	6.7	2.4	7.9	6.4	0.0
	7	%	12.3	10.1	12.8	12.4	9.8
	8	%	17.3	14.4	19.5	15.4	18.8
	9	%	12.0	12.1	11.1	12.9	9.6
	Care (10)	%	23.7	17.3	23.5	24.5	20.7
Unsure	%	1.4	0.8	1.2	1.5	2.0	

Nanos conducted an RDD dual frame (land- and cell- lines) hybrid telephone and online random survey of 1,504 Canadians, 18 years of age or older, between August 21<sup>st</sup> and 31<sup>st</sup>, 2020. The margin of error this survey is ±2.5 percentage points, 19 times out of 20. \*Note: some results have been shaded due to small sample size.



**2020-973– Canadian Defence and Security Network – National Survey - Canadian Armed Forces Service – STAT SHEET**

How much do you care, if at all, about how Canada is viewed by the following countries or organizations? [RANDOMIZE]

		Now or in the past, did you or someone in your family serve in the Canadian Armed Forces?						
			Canada 2020-08	I have served in the CAF	Someone in my family served in the CAF	Neither I nor someone in my family served in the CAF	Unsure	
Question 14 - NATO	Total	Unwgt N	1491	94	630	763	37	
		Wgt N	1488	86	605	789	39	
		Mean	7.1	7.7	7.3	7.0	5.8	
		Median	8.0	8.0	8.0	8.0	7.0	
		Do not care (0)	%	5.4	3.3	6.1	4.1	25.9
		1	%	1.2	1.8	0.5	1.7	0.0
		2	%	2.1	1.8	1.4	2.8	0.0
		3	%	2.5	0.0	2.0	3.1	0.0
		4	%	2.6	1.2	2.6	2.8	0.0
		5	%	8.4	10.0	6.2	10.2	3.6
		6	%	7.1	5.7	7.3	7.0	9.2
		7	%	16.0	14.1	14.5	17.2	17.9
		8	%	18.3	14.5	18.9	18.2	15.5
		9	%	11.7	12.5	12.7	11.5	1.6
		Care (10)	%	22.7	34.4	25.8	20.0	20.9
	Unsure	%	1.8	0.8	2.1	1.4	5.5	

Nanos conducted an RDD dual frame (land- and cell- lines) hybrid telephone and online random survey of 1,504 Canadians, 18 years of age or older, between August 21<sup>st</sup> and 31<sup>st</sup>, 2020. The margin of error this survey is ±2.5 percentage points, 19 times out of 20. \*Note: some results have been shaded due to small sample size.



**2020-973– Canadian Defence and Security Network – National Survey - Canadian Armed Forces Service – STAT SHEET**

How much do you care, if at all, about how Canada is viewed by the following countries or organizations? [RANDOMIZE]

		Now or in the past, did you or someone in your family serve in the Canadian Armed Forces?					
		Canada 2020-08	I have served in the CAF	Someone in my family served in the CAF	Neither I nor someone in my family served in the CAF	Unsure	
Question 15 - Africa	Total	Unwgt N	1496	96	632	766	37
		Wgt N	1492	87	607	791	39
		Mean	6.0	5.2	6.0	6.0	5.5
		Median	6.0	6.0	6.0	6.0	6.0
	Do not care (0)	%	8.1	9.5	7.9	7.6	18.7
	1	%	1.8	3.4	1.7	1.9	0.0
	2	%	3.2	5.4	2.3	3.8	1.8
	3	%	5.0	11.3	5.5	4.9	0.0
	4	%	5.7	8.0	6.5	5.1	5.1
	5	%	14.8	10.4	14.3	15.4	10.5
	6	%	12.4	14.5	11.6	12.1	21.4
	7	%	16.1	9.6	17.5	16.1	5.6
	8	%	13.0	14.4	14.1	12.2	12.6
	9	%	5.7	5.7	5.2	5.8	7.1
	Care (10)	%	12.3	5.4	11.2	13.7	10.0
	Unsure	%	2.0	2.3	2.2	1.4	7.2

Nanos conducted an RDD dual frame (land- and cell- lines) hybrid telephone and online random survey of 1,504 Canadians, 18 years of age or older, between August 21<sup>st</sup> and 31<sup>st</sup>, 2020. The margin of error this survey is ±2.5 percentage points, 19 times out of 20. \*Note: some results have been shaded due to small sample size.



**2020-973– Canadian Defence and Security Network – National Survey - Canadian Armed Forces Service – STAT SHEET**

How much do you care, if at all, about how Canada is viewed by the following countries or organizations? [RANDOMIZE]

		Now or in the past, did you or someone in your family serve in the Canadian Armed Forces?						
			Canada 2020-08	I have served in the CAF	Someone in my family served in the CAF	Neither I nor someone in my family served in the CAF	Unsure	
Question 15 - China	Total	Unwgt N	1495	96	633	764	37	
		Wgt N	1490	87	607	789	39	
		Mean	5.0	4.0	4.9	5.1	4.7	
		Median	5.0	5.0	5.0	5.0	5.0	
		Do not care (0)	%	16.7	28.2	15.8	16.4	19.9
		1	%	3.1	4.6	3.4	2.9	0.0
		2	%	6.1	6.2	6.8	5.9	4.0
		3	%	5.9	4.4	5.9	6.0	4.1
		4	%	6.3	6.0	7.6	5.3	6.6
		5	%	13.8	13.0	14.3	13.3	16.2
		6	%	10.7	12.2	9.6	11.1	19.9
		7	%	11.8	8.1	11.2	12.6	6.8
		8	%	10.3	8.7	9.9	10.9	10.7
		9	%	4.4	1.8	4.1	5.0	0.0
		Care (10)	%	9.3	6.1	9.5	9.6	6.3
	Unsure	%	1.5	0.8	2.0	0.9	5.5	

Nanos conducted an RDD dual frame (land- and cell- lines) hybrid telephone and online random survey of 1,504 Canadians, 18 years of age or older, between August 21<sup>st</sup> and 31<sup>st</sup>, 2020. The margin of error this survey is ±2.5 percentage points, 19 times out of 20. \*Note: some results have been shaded due to small sample size.



**2020-973– Canadian Defence and Security Network – National Survey - Canadian Armed Forces Service – STAT SHEET**

How much do you care, if at all, about how Canada is viewed by the following countries or organizations? [RANDOMIZE]

			Now or in the past, did you or someone in your family serve in the Canadian Armed Forces?					
			Canada 2020-08	I have served in the CAF	Someone in my family served in the CAF	Neither I nor someone in my family served in the CAF	Unsure	
Question 17 - Latin America	Total	Unwgt N	1498	95	634	767	37	
		Wgt N	1494	86	608	792	39	
		Mean	6.2	5.8	6.3	6.2	5.4	
		Median	6.0	6.0	7.0	7.0	6.0	
	Do not care (0)	%	5.2	4.8	5.1	4.9	10.8	
		1	%	1.4	1.6	1.3	1.4	5.4
		2	%	2.2	3.6	1.3	2.9	1.8
		3	%	4.1	4.2	4.5	4.2	0.0
		4	%	5.9	8.0	5.6	6.1	3.5
		5	%	13.5	17.3	14.2	12.0	23.4
		6	%	16.9	15.5	16.6	17.7	10.8
		7	%	19.9	22.6	19.4	20.3	18.2
		8	%	12.5	11.5	13.5	11.8	8.1
		9	%	5.5	2.7	5.5	5.6	3.5
		Care (10)	%	11.3	6.6	11.2	11.8	7.5
Unsure	%	1.8	1.6	1.8	1.4	7.2		

Nanos conducted an RDD dual frame (land- and cell- lines) hybrid telephone and online random survey of 1,504 Canadians, 18 years of age or older, between August 21<sup>st</sup> and 31<sup>st</sup>, 2020. The margin of error this survey is ±2.5 percentage points, 19 times out of 20. \*Note: some results have been shaded due to small sample size.



**2020-973– Canadian Defence and Security Network – National Survey - Canadian Armed Forces Service – STAT SHEET**

		Now or in the past, did you or someone in your family serve in the Canadian Armed Forces?						
			Canada 2020-08	I have served in the CAF	Someone in my family served in the CAF	Neither I nor someone in my family served in the CAF	Unsure	
Question 18 - To what extent, if at all, do you think Canada faces international threats?	Total	Unwgt N	1501	95	633	769	38	
		Wgt N	1494	86	605	794	40	
		Mean	5.7	6.3	6.0	5.5	5.3	
		Median	6.0	6.0	6.0	6.0	6.0	
		Not at all (0)	%	2.7	2.6	1.8	3.6	4.1
		1	%	1.8	0.0	1.1	2.3	4.6
		2	%	5.4	2.7	3.7	6.6	9.9
		3	%	10.5	7.3	9.6	11.5	7.4
		4	%	8.9	7.3	8.5	9.2	11.4
		5	%	12.4	14.5	14.5	11.0	5.8
		6	%	14.9	15.0	13.2	16.0	12.4
		7	%	19.5	16.1	22.1	17.5	24.4
		8	%	10.6	15.2	10.4	11.1	4.7
		9	%	3.4	9.7	4.8	2.1	0.0
		To a very high degree (10)	%	7.1	8.1	7.6	6.5	10.0
	Unsure	%	2.7	1.6	2.6	2.8	5.2	

Nanos conducted an RDD dual frame (land- and cell- lines) hybrid telephone and online random survey of 1,504 Canadians, 18 years of age or older, between August 21<sup>st</sup> and 31<sup>st</sup>, 2020. The margin of error this survey is ±2.5 percentage points, 19 times out of 20. \*Note: some results have been shaded due to small sample size.





**2020-973– Canadian Defence and Security Network – National Survey - Canadian Armed Forces Service – STAT SHEET**

			Now or in the past, did you or someone in your family serve in the Canadian Armed Forces?				
			Canada 2020-08	I have served in the CAF	Someone in my family served in the CAF	Neither I nor someone in my family served in the CAF	Unsure
Question 19 - What is the most important international threat to Canada, if any, that concerns you? [OPEN]	Total	Unwgt N	1448	95	614	742	31
		Wgt N	1442	86	589	766	33
	China	%	21.8	36.6	21.8	21.7	5.7
	Immigration/Illegal immigrants/border security	%	2.0	1.7	1.1	2.4	4.9
	The US/Trump	%	17.4	10.3	17.9	17.6	15.3
	Nothing	%	1.3	0.8	0.9	1.6	4.5
	Virus/Biological threats/pandemics	%	3.8	3.1	3.6	4.0	7.9
	Russia	%	1.7	1.5	1.3	1.9	4.1
	Climate change/the environment	%	5.8	4.1	5.7	6.0	4.8
	Foreign acquisition of land/natural resources	%	1.0	0.0	0.6	1.5	0.0
	Trade wars	%	6.6	5.1	6.9	6.7	0.0
	Terrorism	%	7.1	2.8	8.4	6.7	0.0
	Arctic sovereignty	%	1.9	2.9	2.5	1.3	4.1
	Nuclear weapons	%	0.8	0.0	1.0	0.8	0.0
	Economic collapse	%	2.5	1.8	2.2	2.8	3.0
	Cyber attacks	%	10.1	15.0	11.4	8.8	11.9
	Water supply/Food safety	%	0.7	0.0	1.0	0.6	0.0
	War/weapons/bombs	%	0.7	0.0	0.5	1.0	0.0
	Losing power/influence on the international stage	%	0.2	0.0	0.0	0.5	0.0
	Extremism	%	0.9	0.8	0.7	0.8	4.0
	Espionage/interference from other countries	%	2.5	3.6	3.1	2.1	0.0
	Other	%	3.4	3.3	3.4	3.2	10.5
	North Korea	%	0.2	0.0	0.5	0.0	0.0
	Middle East	%	0.6	0.0	0.7	0.6	0.0
	Tense diplomatic relations/loss of diplomatic relations/being caught between US/China problems	%	2.9	1.5	2.3	3.5	3.0
	Not being self-sufficient, losing industries to other countries	%	0.9	0.0	0.9	0.9	0.0

Nanos conducted an RDD dual frame (land- and cell- lines) hybrid telephone and online random survey of 1,504 Canadians, 18 years of age or older, between August 21<sup>st</sup> and 31<sup>st</sup>, 2020. The margin of error this survey is ±2.5 percentage points, 19 times out of 20. \*Note: some results have been shaded due to small sample size.



**2020-973– Canadian Defence and Security Network – National Survey - Canadian Armed Forces Service – STAT SHEET**

		Now or in the past, did you or someone in your family serve in the Canadian Armed Forces?					
		Canada 2020-08	I have served in the CAF	Someone in my family served in the CAF	Neither I nor someone in my family served in the CAF	Unsure	
	Threats to Canada's democracy (i.e. communism, totalitarianism, socialism, populism)	%	2.0	3.9	1.5	1.7	13.8
	Unsure	%	1.0	1.0	0.3	1.6	2.4

Nanos conducted an RDD dual frame (land- and cell- lines) hybrid telephone and online random survey of 1,504 Canadians, 18 years of age or older, between August 21<sup>st</sup> and 31<sup>st</sup>, 2020. The margin of error this survey is ±2.5 percentage points, 19 times out of 20. \*Note: some results have been shaded due to small sample size.



**2020-973– Canadian Defence and Security Network – National Survey - Canadian Armed Forces Service – STAT SHEET**

		Now or in the past, did you or someone in your family serve in the Canadian Armed Forces?					
		Canada 2020-08	I have served in the CAF	Someone in my family served in the CAF	Neither I nor someone in my family served in the CAF	Unsure	
Question 20 - What is the second most important international threat to Canada, if any, that concerns you? [OPEN]	Total	Unwgt N	1353	93	573	689	31
		Wgt N	1349	85	553	709	33
	China	%	11.7	5.2	11.9	12.6	4.1
	Immigration/Illegal immigrants/border security	%	4.3	1.8	4.7	4.1	4.1
	The US/Trump	%	13.7	15.0	13.2	14.2	13.7
	Nothing	%	2.5	1.7	1.3	3.1	11.0
	Virus/Biological threats/pandemics	%	4.8	3.1	5.7	4.3	1.9
	Russia	%	3.4	13.1	4.8	1.9	4.3
	Climate change/the environment	%	5.2	5.1	6.7	3.9	14.8
	Foreign acquisition of land/natural resources	%	2.1	1.7	2.4	1.9	2.1
	Trade wars	%	9.4	2.7	7.9	11.4	1.5
	Terrorism	%	6.1	9.4	6.9	5.3	5.9
	Artic sovereignty	%	2.2	4.3	2.5	1.8	3.0
	Nuclear weapons	%	0.6	0.0	0.5	0.7	0.0
	Economic collapse	%	4.8	7.5	4.1	5.0	4.9
	Cyber attacks	%	5.6	5.0	4.6	6.2	6.7
	Water supply/Food safety	%	0.4	0.9	0.3	0.4	0.0
	War/weapons/bombs	%	2.6	1.2	1.7	3.5	0.0
	Losing power/influence on the international stage	%	1.0	0.0	1.1	1.0	0.0
	Extremism	%	3.0	1.5	3.1	3.2	0.0
	Espionage/interference from other countries	%	3.3	6.6	4.2	2.5	0.0
	Other	%	6.5	9.0	6.9	5.7	10.9
	North Korea	%	0.9	0.0	0.8	1.0	0.0
	Middle East	%	0.5	0.0	0.3	0.7	0.0
	Tense diplomatic relations/loss of diplomatic relations/being caught between US/China problems	%	1.5	1.8	1.8	1.1	4.9
	Not being self-sufficient, losing industries to other countries	%	1.2	0.8	0.7	1.5	4.0
	Unsure	%	2.5	2.5	2.2	2.8	2.1

Nanos conducted an RDD dual frame (land- and cell- lines) hybrid telephone and online random survey of 1,504 Canadians, 18 years of age or older, between August 21<sup>st</sup> and 31<sup>st</sup>, 2020. The margin of error this survey is ±2.5 percentage points, 19 times out of 20. \*Note: some results have been shaded due to small sample size.



**2020-973– Canadian Defence and Security Network – National Survey - Canadian Armed Forces Service – STAT SHEET**

		Now or in the past, did you or someone in your family serve in the Canadian Armed Forces?					
			Canada 2020-08	I have served in the CAF	Someone in my family served in the CAF	Neither I nor someone in my family served in the CAF	Unsure
Question 21 - What do you think are the greatest international threats Canada will face, if any, in 10 years? [OPEN]	Total	Unwgt N	1342	93	574	680	29
		Wgt N	1340	85	553	702	31
	China	%	14.6	28.9	14.3	14.8	0.0
	Immigration/Illegal immigrants/border security	%	3.8	6.1	2.9	4.5	0.0
	The US/Trump	%	6.9	6.8	7.2	6.6	7.4
	Nothing	%	1.5	0.0	0.8	2.2	0.0
	Virus/Biological threats/pandemics	%	4.2	3.7	5.2	3.1	6.8
	Russia	%	1.2	2.4	1.2	1.3	0.0
	Climate change/the environment	%	13.4	7.0	15.4	12.1	24.4
	Foreign acquisition of land/natural resources	%	1.9	0.8	2.1	1.7	4.5
	Trade wars	%	5.6	4.9	4.9	6.2	10.0
	Terrorism	%	4.8	1.4	4.0	5.3	9.7
	Artic sovereignty	%	2.0	2.7	2.3	1.7	0.0
	Nuclear weapons	%	0.8	0.0	0.6	1.1	0.0
	Economic collapse	%	3.8	3.6	4.3	3.3	3.2
	Cyber attacks	%	7.9	9.9	8.2	7.3	8.3
	Water supply/Food safety	%	2.6	2.0	3.3	2.0	4.2
	War/weapons/bombs	%	2.1	1.7	1.7	2.4	0.0
	Losing power/influence on the international stage	%	1.3	0.0	1.4	1.3	4.4
	Extremism	%	1.2	0.0	1.5	1.1	0.0
	Espionage/interference from other countries	%	1.5	6.8	1.6	1.0	0.0
	Other	%	4.9	0.8	3.9	6.3	0.0
	North Korea	%	0.1	0.0	0.3	0.0	0.0
	Middle East	%	0.9	0.0	0.4	1.2	5.2
	Tense diplomatic relations/loss of diplomatic relations/being caught between US/China problems	%	4.2	3.2	4.9	3.8	4.3
	Not being self-sufficient, losing industries to other countries	%	1.6	1.2	1.2	2.0	0.0

Nanos conducted an RDD dual frame (land- and cell- lines) hybrid telephone and online random survey of 1,504 Canadians, 18 years of age or older, between August 21<sup>st</sup> and 31<sup>st</sup>, 2020. The margin of error this survey is ±2.5 percentage points, 19 times out of 20. \*Note: some results have been shaded due to small sample size.



**2020-973– Canadian Defence and Security Network – National Survey - Canadian Armed Forces Service – STAT SHEET**

			Now or in the past, did you or someone in your family serve in the Canadian Armed Forces?				
			Canada 2020-08	I have served in the CAF	Someone in my family served in the CAF	Neither I nor someone in my family served in the CAF	Unsure
	Threats to Canada's democracy (i.e. communism, totalitarianism, socialism, populism)	%	2.1	1.8	1.6	2.4	3.3
	Unsure	%	5.1	4.4	4.8	5.4	4.4

			Now or in the past, did you or someone in your family serve in the Canadian Armed Forces?				
			Canada 2020-08	I have served in the CAF	Someone in my family served in the CAF	Neither I nor someone in my family served in the CAF	Unsure
Question 22 - In your opinion, what's the most appropriate role for the Canadian Armed Forces? [OPEN]	Total	Unwgt N	1453	95	613	743	36
		Wgt N	1450	86	588	769	39
	Peacekeeping	%	39.8	25.9	42.5	38.8	39.5
	Defend Canada (Canadian territory, airspace, and waters)/protecting Canadians	%	34.5	47.0	34.0	34.1	38.9
	None/Remain neutral	%	1.1	0.0	0.7	1.5	2.5
	Humanitarian aid/disaster relief	%	5.4	1.0	3.9	7.0	5.1
	Support NATO missions/allies	%	6.9	11.0	8.2	5.8	2.6
	Focus on helping Canadians in Canada	%	6.6	4.2	5.8	7.4	7.7
	Fight/be well trained	%	2.0	6.4	2.1	1.5	0.0
	Other	%	2.6	4.5	2.0	2.9	0.0
	Unsure	%	1.0	0.0	0.9	1.1	3.7

Nanos conducted an RDD dual frame (land- and cell- lines) hybrid telephone and online random survey of 1,504 Canadians, 18 years of age or older, between August 21<sup>st</sup> and 31<sup>st</sup>, 2020. The margin of error this survey is ±2.5 percentage points, 19 times out of 20. \*Note: some results have been shaded due to small sample size.



**2020-973– Canadian Defence and Security Network – National Survey - Canadian Armed Forces Service – STAT SHEET**

In your opinion, how important, if at all, should the following priorities be for the Canadian Armed Forces? [RANDOMIZE]

			Now or in the past, did you or someone in your family serve in the Canadian Armed Forces?					
			Canada 2020-08	I have served in the CAF	[Someone in my family served in the CAF	Neither I nor someone in my family served in the CAF	Unsure	
Question 23 - Defend Canadian territory, airspace, and waters	Total	Unwgt N	1503	96	637	768	37	
		Wgt N	1498	87	610	793	39	
		Mean	8.8	9.5	8.9	8.6	8.5	
		Median	10.0	10.0	10.0	10.0	10.0	
		Not at all important (0)	%	0.3	0.0	0.3	0.2	2.5
		1	%	0.4	0.0	0.3	0.6	0.0
		2	%	0.8	0.0	0.7	0.9	0.0
		3	%	1.4	0.0	1.0	1.9	0.0
		4	%	1.0	0.0	0.5	1.4	1.6
		5	%	3.9	2.3	3.0	5.1	0.0
		6	%	3.7	0.0	3.3	4.2	5.2
		7	%	8.2	2.5	8.1	8.4	14.4
		8	%	11.3	8.8	10.7	11.6	17.3
		9	%	12.9	12.5	11.9	13.5	7.0
	Very important (10)	%	55.6	73.9	59.7	51.7	48.5	
	Unsure	%	0.6	0.0	0.5	0.5	3.6	

Nanos conducted an RDD dual frame (land- and cell- lines) hybrid telephone and online random survey of 1,504 Canadians, 18 years of age or older, between August 21<sup>st</sup> and 31<sup>st</sup>, 2020. The margin of error this survey is ±2.5 percentage points, 19 times out of 20. \*Note: some results have been shaded due to small sample size.



**2020-973– Canadian Defence and Security Network – National Survey - Canadian Armed Forces Service – STAT SHEET**

In your opinion, how important, if at all, should the following priorities be for the Canadian Armed Forces? [RANDOMIZE]

			Now or in the past, did you or someone in your family serve in the Canadian Armed Forces?					
			Canada 2020-08	I have served in the CAF	Someone in my family served in the CAF	Neither I nor someone in my family served in the CAF	Unsure	
Question 24 - Protect the safety of Canadian citizens	Total	Unwgt N	1497	96	633	766	37	
		Wgt N	1492	87	606	792	39	
		Mean	8.8	9.0	8.8	8.8	8.6	
		Median	10.0	10.0	10.0	10.0	10.0	
		Not at all important (0)	%	0.2	0.0	0.0	0.3	2.5
		1	%	0.4	0.0	0.8	0.1	0.0
		2	%	0.6	0.0	0.5	0.6	3.2
		3	%	1.1	0.0	0.8	1.4	0.0
		4	%	1.5	2.3	1.8	1.4	0.0
		5	%	3.0	3.8	2.9	3.0	5.1
		6	%	3.7	3.0	3.2	4.2	2.5
		7	%	7.9	4.1	8.0	8.6	3.7
		8	%	12.2	11.0	11.3	12.8	14.4
		9	%	12.9	17.2	13.6	11.7	13.0
	Very important (10)	%	55.8	58.5	56.7	55.1	51.9	
	Unsure	%	0.7	0.0	0.4	0.8	3.6	

Nanos conducted an RDD dual frame (land- and cell- lines) hybrid telephone and online random survey of 1,504 Canadians, 18 years of age or older, between August 21<sup>st</sup> and 31<sup>st</sup>, 2020. The margin of error this survey is ±2.5 percentage points, 19 times out of 20. \*Note: some results have been shaded due to small sample size.



**2020-973– Canadian Defence and Security Network – National Survey - Canadian Armed Forces Service – STAT SHEET**

In your opinion, how important, if at all, should the following priorities be for the Canadian Armed Forces? [RANDOMIZE]

			Now or in the past, did you or someone in your family serve in the Canadian Armed Forces?					
			Canada 2020-08	I have served in the CAF	Someone in my family served in the CAF	Neither I nor someone in my family served in the CAF	Unsure	
Question 25 - Contribute to international security	Total	Unwgt N	1498	95	634	765	38	
		Wgt N	1492	86	607	790	40	
		Mean	7.2	7.9	7.4	7.0	6.9	
		Median	8.0	8.0	8.0	7.0	8.0	
		Not at all important (0)	%	1.5	0.8	1.0	1.8	3.7
		1	%	1.1	0.0	0.7	1.4	3.4
		2	%	2.2	1.6	2.5	1.9	4.0
		3	%	3.7	0.0	2.4	5.1	2.4
		4	%	3.5	2.5	3.0	3.9	3.7
		5	%	9.2	7.5	8.1	9.6	15.2
		6	%	10.5	8.1	10.4	11.6	0.0
		7	%	16.7	19.2	16.2	16.9	12.3
		8	%	19.2	15.8	20.8	18.0	25.5
		9	%	11.2	14.5	12.5	9.9	12.4
		Very important (10)	%	20.3	30.0	21.9	18.5	17.3
	Unsure	%	0.9	0.0	0.4	1.4	0.0	

Nanos conducted an RDD dual frame (land- and cell- lines) hybrid telephone and online random survey of 1,504 Canadians, 18 years of age or older, between August 21<sup>st</sup> and 31<sup>st</sup>, 2020. The margin of error this survey is ±2.5 percentage points, 19 times out of 20. \*Note: some results have been shaded due to small sample size.





**2020-973– Canadian Defence and Security Network – National Survey - Canadian Armed Forces Service – STAT SHEET**

In your opinion, how important, if at all, should the following priorities be for the Canadian Armed Forces? [RANDOMIZE]

		Now or in the past, did you or someone in your family serve in the Canadian Armed Forces?						
			Canada 2020-08	I have served in the CAF	Someone in my family served in the CAF	Neither I nor someone in my family served in the CAF	Unsure	
Question 26 - Help Canadian authorities with crises at home	Total	Unwgt N	1502	96	637	767	37	
		Wgt N	1497	87	610	792	39	
		Mean	8.1	8.3	8.2	8.1	7.7	
		Median	9.0	9.0	9.0	9.0	8.0	
		Not at all important (0)	%	1.2	1.6	0.8	1.4	2.5
		1	%	0.9	0.0	0.8	0.9	3.2
		2	%	1.0	2.7	1.1	0.9	0.0
		3	%	2.2	1.5	2.1	2.2	5.1
		4	%	2.2	1.2	1.7	2.7	0.0
		5	%	5.0	5.1	4.8	5.3	5.8
		6	%	6.1	3.0	7.0	5.6	4.9
		7	%	10.8	10.3	11.9	9.9	6.7
		8	%	17.1	17.2	16.0	17.5	19.4
		9	%	13.6	13.1	13.2	13.9	18.2
	Very important (10)	%	39.1	44.4	40.0	38.8	28.7	
	Unsure	%	0.8	0.0	0.5	0.9	5.4	

Nanos conducted an RDD dual frame (land- and cell- lines) hybrid telephone and online random survey of 1,504 Canadians, 18 years of age or older, between August 21<sup>st</sup> and 31<sup>st</sup>, 2020. The margin of error this survey is ±2.5 percentage points, 19 times out of 20. \*Note: some results have been shaded due to small sample size.



**2020-973– Canadian Defence and Security Network – National Survey - Canadian Armed Forces Service – STAT SHEET**

How supportive, if at all, are you of the following types of Canadian Forces international missions? [RANDOMIZE]

			Now or in the past, did you or someone in your family serve in the Canadian Armed Forces?					
			Canada 2020-08	I have served in the CAF	Someone in my family served in the CAF	Neither I nor someone in my family served in the CAF	Unsure	
Question 27 - Defence cooperation with allies	Total	Unwgt N	1498	96	634	766	37	
		Wgt N	1494	87	608	792	39	
		Mean	7.5	8.4	7.8	7.2	7.5	
		Median	8.0	9.0	8.0	8.0	7.0	
		Not at all supportive (0)	%	1.9	1.6	2.4	1.6	2.5
		1	%	0.7	0.0	0.1	1.2	0.0
		2	%	1.5	0.0	1.1	1.9	0.0
		3	%	2.4	0.0	1.5	3.2	5.2
		4	%	2.8	0.6	1.8	3.7	3.5
		5	%	8.7	5.7	6.2	10.9	8.4
		6	%	10.1	7.2	9.9	10.5	6.3
		7	%	15.1	12.0	14.1	15.1	24.8
		8	%	17.4	13.6	18.6	16.9	12.7
		9	%	12.7	16.8	13.2	12.6	5.0
		Very supportive (10)	%	24.8	41.8	29.7	19.8	31.6
	Unsure	%	1.9	0.8	1.4	2.5	0.0	

Nanos conducted an RDD dual frame (land- and cell- lines) hybrid telephone and online random survey of 1,504 Canadians, 18 years of age or older, between August 21<sup>st</sup> and 31<sup>st</sup>, 2020. The margin of error this survey is ±2.5 percentage points, 19 times out of 20. \*Note: some results have been shaded due to small sample size.



**2020-973– Canadian Defence and Security Network – National Survey - Canadian Armed Forces Service – STAT SHEET**

How supportive, if at all, are you of the following types of Canadian Forces international missions? [RANDOMIZE]

			Now or in the past, did you or someone in your family serve in the Canadian Armed Forces?					
			Canada 2020-08	I have served in the CAF	Someone in my family served in the CAF	Neither I nor someone in my family served in the CAF	Unsure	
Question 28 - Having the Canadian Air force involved in air strikes	Total	Unwgt N	1499	96	634	767	37	
		Wgt N	1494	87	608	792	39	
		Mean	4.6	6.6	5.0	4.1	4.7	
		Median	5.0	7.0	5.0	4.0	6.0	
		Not at all supportive (0)	%	14.4	5.3	10.9	17.4	20.1
	1	%	5.9	1.9	5.1	6.9	2.6	
	2	%	5.8	1.9	4.0	7.3	6.5	
	3	%	9.7	4.1	10.6	9.6	5.8	
	4	%	6.9	8.3	6.8	7.1	2.6	
	5	%	13.8	10.2	15.5	13.5	3.2	
	6	%	10.6	10.0	9.6	10.9	26.9	
	7	%	9.6	11.5	11.0	8.0	9.8	
	8	%	7.7	19.0	9.2	5.6	10.2	
	9	%	4.3	7.3	4.6	3.9	1.6	
	Very supportive (10)	%	6.3	17.8	7.9	4.3	7.3	
	Unsure	%	5.0	2.5	4.8	5.5	3.3	

Nanos conducted an RDD dual frame (land- and cell- lines) hybrid telephone and online random survey of 1,504 Canadians, 18 years of age or older, between August 21<sup>st</sup> and 31<sup>st</sup>, 2020. The margin of error this survey is ±2.5 percentage points, 19 times out of 20. \*Note: some results have been shaded due to small sample size.



**2020-973– Canadian Defence and Security Network – National Survey - Canadian Armed Forces Service – STAT SHEET**

How supportive, if at all, are you of the following types of Canadian Forces international missions? [RANDOMIZE]

		Now or in the past, did you or someone in your family serve in the Canadian Armed Forces?						
			Canada 2020-08	I have served in the CAF	Someone in my family served in the CAF	Neither I nor someone in my family served in the CAF	Unsure	
Question 29 - Having the Canadian Army fighting on the ground	Total	Unwgt N	1496	94	634	765	37	
		Wgt N	1491	86	609	790	39	
		Mean	4.9	6.8	5.2	4.6	5.1	
		Median	5.0	7.0	5.0	5.0	5.0	
		Not at all supportive (0)	%	11.0	3.1	9.0	13.1	12.1
		1	%	4.9	3.4	4.6	5.4	2.6
		2	%	6.1	1.4	5.3	7.1	4.8
		3	%	9.2	6.2	9.0	9.9	2.6
		4	%	8.1	3.3	7.4	9.0	6.8
		5	%	14.7	15.1	15.5	14.0	19.8
		6	%	10.9	8.4	10.7	10.5	20.7
		7	%	10.9	9.5	12.8	9.8	7.6
		8	%	8.0	13.4	8.9	6.7	12.5
		9	%	3.0	11.2	2.1	3.0	0.0
	Very supportive (10)	%	8.3	21.8	9.5	6.5	7.1	
	Unsure	%	5.1	3.3	5.3	5.1	3.3	

Nanos conducted an RDD dual frame (land- and cell- lines) hybrid telephone and online random survey of 1,504 Canadians, 18 years of age or older, between August 21<sup>st</sup> and 31<sup>st</sup>, 2020. The margin of error this survey is ±2.5 percentage points, 19 times out of 20. \*Note: some results have been shaded due to small sample size.



**2020-973– Canadian Defence and Security Network – National Survey - Canadian Armed Forces Service – STAT SHEET**

How supportive, if at all, are you of the following types of Canadian Forces international missions? [RANDOMIZE]

			Now or in the past, did you or someone in your family serve in the Canadian Armed Forces?					
			Canada 2020-08	I have served in the CAF	Someone in my family served in the CAF	Neither I nor someone in my family served in the CAF	Unsure	
Question 30 - Having the Canadian Navy fight at sea	Total	Unwgt N	1495	96	631	766	37	
		Wgt N	1491	87	605	792	39	
		Mean	5.2	6.8	5.4	4.8	5.7	
		Median	5.0	7.0	6.0	5.0	6.0	
		Not at all supportive (0)	%	10.3	4.4	8.8	11.7	8.8
		1	%	4.6	2.1	4.8	4.8	2.6
		2	%	5.7	2.6	4.7	6.9	3.2
		3	%	7.9	4.0	7.8	8.5	3.3
		4	%	7.2	4.4	6.2	8.0	5.1
		5	%	14.1	10.6	12.8	15.1	17.9
		6	%	11.3	11.0	11.6	11.0	16.4
		7	%	10.3	11.9	11.6	8.7	15.7
		8	%	9.9	15.9	11.7	8.5	6.9
		9	%	4.5	8.2	5.0	3.8	1.6
		Very supportive (10)	%	9.0	23.2	10.1	7.0	13.3
	Unsure	%	5.3	1.7	4.9	5.9	5.1	

Nanos conducted an RDD dual frame (land- and cell- lines) hybrid telephone and online random survey of 1,504 Canadians, 18 years of age or older, between August 21<sup>st</sup> and 31<sup>st</sup>, 2020. The margin of error this survey is ±2.5 percentage points, 19 times out of 20. \*Note: some results have been shaded due to small sample size.



**2020-973– Canadian Defence and Security Network – National Survey - Canadian Armed Forces Service – STAT SHEET**

How supportive, if at all, are you of the following types of Canadian Forces international missions? [RANDOMIZE]

			Now or in the past, did you or someone in your family serve in the Canadian Armed Forces?					
			Canada 2020-08	I have served in the CAF	Someone in my family served in the CAF	Neither I nor someone in my family served in the CAF	Unsure	
Question 31 - Deploying special forces to train and assist foreign fighter	Total	Unwgt N	1498	96	633	767	37	
		Wgt N	1494	87	608	792	39	
		Mean	5.7	6.7	6.0	5.5	5.5	
		Median	6.0	7.0	6.0	6.0	5.0	
		Not at all supportive (0)	%	8.2	7.1	7.1	8.5	15.2
		1	%	3.0	0.0	3.0	3.4	0.0
		2	%	4.1	1.2	4.7	4.0	0.0
		3	%	6.5	3.4	6.4	6.9	4.1
		4	%	6.2	7.1	4.5	7.7	3.5
		5	%	14.0	7.2	11.3	15.5	31.6
		6	%	11.8	11.5	11.7	12.1	4.1
		7	%	13.1	14.0	14.1	11.9	14.2
		8	%	12.4	20.2	13.6	11.1	7.5
		9	%	7.1	10.2	7.9	6.6	3.9
		Very supportive (10)	%	10.4	16.6	12.4	8.5	14.2
	Unsure	%	3.4	1.4	3.2	3.7	1.7	

Nanos conducted an RDD dual frame (land- and cell- lines) hybrid telephone and online random survey of 1,504 Canadians, 18 years of age or older, between August 21<sup>st</sup> and 31<sup>st</sup>, 2020. The margin of error this survey is ±2.5 percentage points, 19 times out of 20. \*Note: some results have been shaded due to small sample size.



**2020-973– Canadian Defence and Security Network – National Survey - Canadian Armed Forces Service – STAT SHEET**

How supportive, if at all, are you of the following types of Canadian Forces international missions? [RANDOMIZE]

			Now or in the past, did you or someone in your family serve in the Canadian Armed Forces?					
			Canada 2020-08	I have served in the CAF	Someone in my family served in the CAF	Neither I nor someone in my family served in the CAF	Unsure	
Question 32 - United Nations peacekeeping missions	Total	Unwgt N	1501	96	635	768	37	
		Wgt N	1496	87	609	793	39	
		Mean	7.5	7.1	7.7	7.5	7.3	
		Median	8.0	8.0	8.0	8.0	9.0	
		Not at all supportive (0)	%	4.3	7.7	3.9	3.8	13.5
		1	%	1.6	1.5	1.5	1.7	0.0
		2	%	2.3	1.2	2.2	2.5	0.0
		3	%	2.9	4.4	2.7	3.2	0.0
		4	%	2.3	2.1	2.4	2.2	1.8
		5	%	5.9	7.9	4.8	6.9	4.9
		6	%	5.8	8.4	6.0	5.3	12.0
		7	%	10.1	7.6	9.4	10.9	10.1
		8	%	18.6	21.3	19.1	18.6	1.5
		9	%	13.0	12.3	12.0	13.5	15.5
	Very supportive (10)	%	32.0	25.6	34.7	29.9	40.7	
	Unsure	%	1.4	0.0	1.3	1.6	0.0	

Nanos conducted an RDD dual frame (land- and cell- lines) hybrid telephone and online random survey of 1,504 Canadians, 18 years of age or older, between August 21<sup>st</sup> and 31<sup>st</sup>, 2020. The margin of error this survey is ±2.5 percentage points, 19 times out of 20. \*Note: some results have been shaded due to small sample size.



**2020-973– Canadian Defence and Security Network – National Survey - Canadian Armed Forces Service – STAT SHEET**

How supportive, if at all, are you of the following types of Canadian Forces international missions? [RANDOMIZE]

		Now or in the past, did you or someone in your family serve in the Canadian Armed Forces?						
			Canada 2020-08	I have served in the CAF	Someone in my family served in the CAF	Neither I nor someone in my family served in the CAF	Unsure	
Question 33 - Participating in natural disaster relief abroad	Total	Unwgt N	1494	95	630	766	37	
		Wgt N	1489	86	604	791	39	
		Mean	7.8	7.3	7.8	7.8	7.5	
		Median	8.0	8.0	8.0	8.0	8.0	
		Not at all supportive (0)	%	1.6	3.3	1.4	1.4	2.5
		1	%	1.4	0.0	0.8	2.0	1.3
		2	%	1.5	2.4	1.6	1.4	1.8
		3	%	1.5	1.2	1.3	1.9	0.0
		4	%	3.0	3.7	2.7	2.7	11.4
		5	%	6.1	12.9	6.0	5.7	9.5
		6	%	7.6	10.4	6.7	8.1	1.6
		7	%	12.9	10.0	15.3	11.7	9.9
		8	%	18.8	17.5	18.8	19.1	15.2
		9	%	13.1	12.8	14.1	11.9	16.2
	Very supportive (10)	%	31.6	25.7	30.8	33.1	29.0	
	Unsure	%	0.8	0.0	0.4	1.0	1.6	

Nanos conducted an RDD dual frame (land- and cell- lines) hybrid telephone and online random survey of 1,504 Canadians, 18 years of age or older, between August 21<sup>st</sup> and 31<sup>st</sup>, 2020. The margin of error this survey is ±2.5 percentage points, 19 times out of 20. \*Note: some results have been shaded due to small sample size.





**2020-973– Canadian Defence and Security Network – National Survey - Canadian Armed Forces Service – STAT SHEET**

How supportive, if at all, are you of the following types of Canadian Forces international missions? [RANDOMIZE]

			Now or in the past, did you or someone in your family serve in the Canadian Armed Forces?					
			Canada 2020-08	I have served in the CAF	Someone in my family served in the CAF	Neither I nor someone in my family served in the CAF	Unsure	
Question 34 - Conducting cyber operations	Total	Unwgt N	1491	95	628	765	37	
		Wgt N	1487	86	603	791	39	
		Mean	7.4	7.9	7.6	7.3	7.4	
		Median	8.0	8.0	8.0	8.0	8.0	
		Not at all supportive (0)	%	2.9	1.6	2.9	2.9	5.9
		1	%	1.0	0.0	0.6	1.4	0.0
		2	%	2.0	3.3	2.5	1.6	0.0
		3	%	2.3	0.8	1.8	2.9	0.0
		4	%	3.3	2.9	1.8	4.2	6.1
		5	%	7.7	5.4	6.6	8.7	8.4
		6	%	7.7	8.8	7.9	7.6	5.7
		7	%	11.5	9.5	11.3	11.8	9.3
		8	%	15.3	15.9	15.9	14.5	16.5
		9	%	10.9	11.3	11.0	10.7	10.2
	Very supportive (10)	%	27.1	35.7	28.4	26.1	28.7	
	Unsure	%	8.3	4.9	9.4	7.7	9.2	

Nanos conducted an RDD dual frame (land- and cell- lines) hybrid telephone and online random survey of 1,504 Canadians, 18 years of age or older, between August 21<sup>st</sup> and 31<sup>st</sup>, 2020. The margin of error this survey is ±2.5 percentage points, 19 times out of 20. \*Note: some results have been shaded due to small sample size.



**2020-973– Canadian Defence and Security Network – National Survey - Canadian Armed Forces Service – STAT SHEET**

		Now or in the past, did you or someone in your family serve in the Canadian Armed Forces?					
		Canada 2020-08	I have served in the CAF	Someone in my family served in the CAF	Neither I nor someone in my family served in the CAF	Unsure	
Question 35 - When you think of the Canadian Armed Forces, what comes to mind? [OPEN]	Total	Unwgt N	1430	94	608	726	36
		Wgt N	1420	85	582	746	38
	Peacekeeping	%	20.4	4.1	19.3	22.4	19.9
	Protection/security	%	8.8	5.7	6.9	10.5	7.7
	Young men and women	%	1.6	0.7	1.6	1.7	0.0
	Bravery/strength/heroes	%	5.3	4.2	5.6	4.8	15.8
	Dedication/loyalty	%	1.5	7.3	1.1	1.3	0.0
	Underfunded/lack of resources	%	6.2	10.8	6.6	5.5	3.5
	Afghanistan	%	1.3	1.8	1.2	1.3	0.0
	Well-trained/competent/professional	%	6.4	14.6	7.5	5.5	0.0
	Weak/ineffective	%	3.2	4.5	3.7	2.8	5.4
	Pride/patriotism	%	4.4	7.3	6.8	2.4	2.6
	Deployment overseas/fighting abroad/wars	%	1.5	0.0	1.0	2.1	0.0
	Small in size	%	3.6	6.3	3.5	3.4	2.3
	Support given in Quebec for COVID	%	1.1	0.0	0.8	1.5	0.0
	Old/outdated equipment	%	3.6	13.8	3.7	3.0	6.2
	Obsolete/no longer needed	%	1.5	1.5	1.1	1.9	2.6
	Underutilized	%	0.6	0.0	0.9	0.5	0.0
	Veterans/mistreatment of veterans	%	1.1	0.0	1.6	0.9	0.0
	History/tradition/previous World Wars	%	3.0	0.0	4.6	2.0	2.7
	Someone I know/my experience	%	0.8	1.5	1.5	0.1	0.0
	Other	%	5.9	6.9	5.0	5.7	17.3
	Army/Navy/Airforce	%	3.3	4.1	3.3	3.1	1.8
	Humanitarian aid/disaster relief	%	5.5	0.0	4.4	6.6	5.3
	Sacrifice/casualties	%	0.7	0.0	0.7	0.7	0.0
	Culture of harassment/abuse	%	1.3	0.0	1.4	1.2	3.5

Nanos conducted an RDD dual frame (land- and cell- lines) hybrid telephone and online random survey of 1,504 Canadians, 18 years of age or older, between August 21<sup>st</sup> and 31<sup>st</sup>, 2020. The margin of error this survey is ±2.5 percentage points, 19 times out of 20. \*Note: some results have been shaded due to small sample size.



**2020-973– Canadian Defence and Security Network – National Survey - Canadian Armed Forces Service – STAT SHEET**

		Now or in the past, did you or someone in your family serve in the Canadian Armed Forces?					
		Canada 2020-08	I have served in the CAF	Someone in my family served in the CAF	Neither I nor someone in my family served in the CAF	Unsure	
	Violence	%	0.2	0.0	0.2	0.3	0.0
	Good ally/respected	%	2.0	3.9	1.5	2.3	0.0
	Military base	%	0.6	0.0	0.4	0.9	0.0
	Cost/expensive	%	0.7	0.0	0.2	1.2	0.0
	Remembrance Day	%	0.2	0.0	0.4	0.1	0.0
	Nothing	%	0.9	0.0	0.2	1.5	2.1
	Airplanes/Snowbirds	%	0.9	0.0	0.7	1.1	0.0
	Essential/important	%	0.2	0.0	0.3	0.2	0.0
	Rigid/bureaucracy	%	0.8	0.0	1.0	0.7	0.0
	Unsure	%	0.9	1.0	1.1	0.8	1.3

Nanos conducted an RDD dual frame (land- and cell- lines) hybrid telephone and online random survey of 1,504 Canadians, 18 years of age or older, between August 21<sup>st</sup> and 31<sup>st</sup>, 2020. The margin of error this survey is ±2.5 percentage points, 19 times out of 20. \*Note: some results have been shaded due to small sample size.



**2020-973– Canadian Defence and Security Network – National Survey - Canadian Armed Forces Service – STAT SHEET**

Thinking about the Canadian Armed Forces, would you say they are on the right track or the wrong track in the following areas? [RANDOMIZE]

			Now or in the past, did you or someone in your family serve in the Canadian Armed Forces?					
			Canada 2020-08	I have served in the CAF	Someone in my family served in the CAF	Neither I nor someone in my family served in the CAF	Unsure	
Question 36 - Inclusion of gender	Total	Unwgt N	1501	96	635	768	37	
		Wgt N	1496	87	608	793	39	
		Mean	6.5	7.3	6.8	6.3	6.0	
		Median	7.0	8.0	7.0	7.0	6.0	
		On the wrong track (0)	%	3.8	3.3	3.7	3.9	2.5
		1	%	1.2	0.0	0.7	1.6	3.3
		2	%	2.7	3.1	2.3	3.0	6.8
		3	%	4.1	1.6	3.7	4.6	3.4
		4	%	4.6	2.1	4.0	5.3	2.6
		5	%	10.5	16.2	10.6	10.4	9.7
		6	%	8.6	4.5	8.8	8.6	6.9
		7	%	11.7	16.1	11.8	11.1	10.4
		8	%	10.9	12.9	12.3	9.8	7.7
		9	%	5.5	8.4	5.1	5.6	0.0
		On the right track (10)	%	16.0	28.8	19.7	12.8	13.8
	Unsure	%	20.4	3.0	17.4	23.3	33.0	

Nanos conducted an RDD dual frame (land- and cell- lines) hybrid telephone and online random survey of 1,504 Canadians, 18 years of age or older, between August 21<sup>st</sup> and 31<sup>st</sup>, 2020. The margin of error this survey is ±2.5 percentage points, 19 times out of 20. \*Note: some results have been shaded due to small sample size.



**2020-973– Canadian Defence and Security Network – National Survey - Canadian Armed Forces Service – STAT SHEET**

Thinking about the Canadian Armed Forces, would you say they are on the right track or the wrong track in the following areas? [RANDOMIZE]

			Now or in the past, did you or someone in your family serve in the Canadian Armed Forces?					
			Canada 2020-08	I have served in the CAF	Someone in my family served in the CAF	Neither I nor someone in my family served in the CAF	Unsure	
Question 37 - Inclusion of Indigenous people	Total	Unwgt N	1498	96	633	767	37	
		Wgt N	1494	87	607	792	39	
		Mean	5.9	6.9	6.5	5.4	5.3	
		Median	6.0	7.0	7.0	5.0	5.0	
		On the wrong track (0)	%	3.4	4.1	2.2	4.1	5.8
		1	%	2.1	0.6	1.5	2.8	0.0
		2	%	3.5	2.3	3.1	3.8	6.8
		3	%	7.5	5.3	5.3	9.2	10.0
		4	%	4.6	3.1	4.4	4.9	1.6
		5	%	10.5	13.2	11.0	10.3	8.0
		6	%	7.8	9.4	6.6	8.0	15.7
		7	%	8.0	13.1	8.9	7.1	0.0
		8	%	6.6	10.3	7.5	5.7	3.5
		9	%	2.7	3.3	3.1	2.5	0.0
		On the right track (10)	%	13.3	27.6	17.5	9.4	13.1
	Unsure	%	30.1	7.7	29.0	32.1	35.4	

Nanos conducted an RDD dual frame (land- and cell- lines) hybrid telephone and online random survey of 1,504 Canadians, 18 years of age or older, between August 21<sup>st</sup> and 31<sup>st</sup>, 2020. The margin of error this survey is ±2.5 percentage points, 19 times out of 20. \*Note: some results have been shaded due to small sample size.



**2020-973– Canadian Defence and Security Network – National Survey - Canadian Armed Forces Service – STAT SHEET**

Thinking about the Canadian Armed Forces, would you say they are on the right track or the wrong track in the following areas? [RANDOMIZE]

		Now or in the past, did you or someone in your family serve in the Canadian Armed Forces?						
			Canada 2020-08	I have served in the CAF	Someone in my family served in the CAF	Neither I nor someone in my family served in the CAF	Unsure	
Question 38 - Inclusion of visible minorities	Total	Unwgt N	1499	96	634	767	37	
		Wgt N	1494	87	608	792	39	
		Mean	6.4	7.3	6.8	6.1	6.2	
		Median	7.0	8.0	7.0	6.0	7.0	
		On the wrong track (0)	%	3.1	4.8	2.6	3.4	2.5
		1	%	1.3	0.0	1.2	1.4	0.0
		2	%	2.3	2.3	1.7	2.9	0.0
		3	%	4.8	1.5	4.0	5.4	11.5
		4	%	4.4	3.8	3.2	5.4	3.3
		5	%	9.9	11.4	11.3	8.9	11.1
		6	%	8.3	8.2	6.9	9.2	4.9
		7	%	11.2	14.8	11.0	11.2	10.6
		8	%	10.6	11.7	11.2	9.8	10.0
		9	%	3.5	5.3	3.6	3.6	0.0
		On the right track (10)	%	14.4	32.8	18.2	10.5	13.1
	Unsure	%	26.2	3.3	25.0	28.3	33.0	

Nanos conducted an RDD dual frame (land- and cell- lines) hybrid telephone and online random survey of 1,504 Canadians, 18 years of age or older, between August 21<sup>st</sup> and 31<sup>st</sup>, 2020. The margin of error this survey is ±2.5 percentage points, 19 times out of 20. \*Note: some results have been shaded due to small sample size.



**2020-973– Canadian Defence and Security Network – National Survey - Canadian Armed Forces Service – STAT SHEET**

Thinking about the Canadian Armed Forces, would you say they are on the right track or the wrong track in the following areas? [RANDOMIZE]

			Now or in the past, did you or someone in your family serve in the Canadian Armed Forces?					
			Canada 2020-08	I have served in the CAF	Someone in my family served in the CAF	Neither I nor someone in my family served in the CAF	Unsure	
Question 39 - Inclusion of members of the LGBTQ community	Total	Unwgt N	1500	96	634	768	37	
		Wgt N	1494	87	607	793	39	
		Mean	5.7	6.6	6.0	5.5	5.0	
		Median	6.0	7.0	6.0	6.0	5.0	
		On the wrong track (0)	%	5.4	7.5	5.3	5.4	5.8
		1	%	2.7	0.6	2.4	3.1	0.0
		2	%	4.2	3.3	3.5	4.7	6.8
		3	%	5.5	3.8	5.3	5.5	10.9
		4	%	4.5	2.9	4.2	5.0	0.0
		5	%	8.4	12.5	8.1	8.3	8.0
		6	%	8.1	7.3	8.6	8.0	3.1
		7	%	7.9	14.3	7.8	7.2	9.2
		8	%	6.6	8.5	5.4	7.3	3.5
		9	%	2.8	1.8	3.3	2.5	0.0
		On the right track (10)	%	12.5	25.7	15.9	9.8	8.4
	Unsure	%	31.5	12.0	30.1	33.4	44.2	

Nanos conducted an RDD dual frame (land- and cell- lines) hybrid telephone and online random survey of 1,504 Canadians, 18 years of age or older, between August 21<sup>st</sup> and 31<sup>st</sup>, 2020. The margin of error this survey is ±2.5 percentage points, 19 times out of 20. \*Note: some results have been shaded due to small sample size.



**2020-973– Canadian Defence and Security Network – National Survey - Canadian Armed Forces Service – STAT SHEET**

Thinking about the Canadian Armed Forces, would you say they are on the right track or the wrong track in the following areas? [RANDOMIZE]

			Now or in the past, did you or someone in your family serve in the Canadian Armed Forces?					
			Canada 2020-08	I have served in the CAF	Someone in my family served in the CAF	Neither I nor someone in my family served in the CAF	Unsure	
Question 40 - Inclusion of Francophones	Total	Unwgt N	1500	96	635	767	37	
		Wgt N	1495	87	608	792	39	
		Mean	7.3	7.5	7.6	7.1	7.4	
		Median	8.0	8.0	8.0	8.0	7.0	
		On the wrong track (0)	%	1.8	1.6	1.7	1.8	4.2
		1	%	0.7	0.0	0.3	1.1	0.0
		2	%	0.8	0.8	0.8	0.8	0.0
		3	%	1.8	3.4	1.2	2.3	0.0
		4	%	2.5	5.3	2.9	2.3	0.0
		5	%	9.8	16.7	9.6	9.6	5.0
		6	%	5.5	0.0	4.5	6.8	4.1
		7	%	9.3	14.5	9.6	8.4	17.7
		8	%	12.9	17.2	14.2	11.5	10.4
		9	%	6.2	5.4	5.3	7.0	0.0
		On the right track (10)	%	20.1	34.7	24.2	16.0	19.0
	Unsure	%	28.7	0.6	25.9	32.3	39.5	

Nanos conducted an RDD dual frame (land- and cell- lines) hybrid telephone and online random survey of 1,504 Canadians, 18 years of age or older, between August 21<sup>st</sup> and 31<sup>st</sup>, 2020. The margin of error this survey is ±2.5 percentage points, 19 times out of 20. \*Note: some results have been shaded due to small sample size.





**2020-973– Canadian Defence and Security Network – National Survey - Canadian Armed Forces Service – STAT SHEET**

Please indicate how much confidence, if any, you have in the ability of leaders in each of these institutions to shape policies that benefit Canada [RANDOMIZE]

		Now or in the past, did you or someone in your family serve in the Canadian Armed Forces?						
			Canada 2020-08	I have served in the CAF	Someone in my family served in the CAF	Neither I nor someone in my family served in the CAF	Unsure	
Question 41 - The military	Total	Unwgt N	1493	96	634	761	37	
		Wgt N	1490	87	608	788	39	
		Mean	5.8	6.9	6.0	5.5	5.4	
		Median	6.0	7.0	6.0	6.0	5.0	
		Not at all confident (0)	%	5.8	1.5	4.6	6.9	7.5
		1	%	2.8	4.4	2.0	3.1	4.4
		2	%	3.9	1.6	3.9	4.1	4.8
		3	%	5.7	1.5	5.4	6.6	0.0
		4	%	6.8	4.4	5.2	8.4	8.4
		5	%	14.7	14.3	16.1	13.5	19.3
		6	%	12.9	12.1	13.2	13.2	3.6
		7	%	17.1	13.9	18.6	16.4	9.7
		8	%	13.4	13.7	14.3	12.0	19.7
		9	%	6.0	14.3	5.5	5.6	3.5
	Very confident (10)	%	6.6	18.3	8.5	5.0	3.3	
	Unsure	%	4.4	0.0	2.9	5.2	15.9	

Nanos conducted an RDD dual frame (land- and cell- lines) hybrid telephone and online random survey of 1,504 Canadians, 18 years of age or older, between August 21<sup>st</sup> and 31<sup>st</sup>, 2020. The margin of error this survey is ±2.5 percentage points, 19 times out of 20. \*Note: some results have been shaded due to small sample size.



**2020-973– Canadian Defence and Security Network – National Survey - Canadian Armed Forces Service – STAT SHEET**

Please indicate how much confidence, if any, you have in the ability of leaders in each of these institutions to shape policies that benefit Canada [RANDOMIZE]

		Now or in the past, did you or someone in your family serve in the Canadian Armed Forces?						
			Canada 2020-08	I have served in the CAF	Someone in my family served in the CAF	Neither I nor someone in my family served in the CAF	Unsure	
Question 42 - Intelligence agencies	Total	Unwgt N	1495	96	633	764	37	
		Wgt N	1491	87	607	791	39	
		Mean	6.1	6.7	6.2	6.0	5.7	
		Median	6.0	7.0	7.0	6.0	5.0	
		Not at all confident (0)	%	4.2	1.5	4.3	4.3	2.5
		1	%	1.5	2.3	1.6	1.4	0.0
		2	%	3.0	1.6	3.1	3.0	0.0
		3	%	4.6	5.8	4.0	5.0	5.0
		4	%	7.1	5.3	6.9	7.4	8.7
		5	%	11.9	9.0	11.8	11.2	30.1
		6	%	13.8	14.6	11.2	15.7	8.5
		7	%	17.6	13.8	17.6	17.7	22.1
		8	%	16.5	20.9	18.5	15.0	9.2
		9	%	5.0	7.4	5.3	4.8	0.0
	Very confident (10)	%	6.1	13.4	7.4	5.2	3.3	
	Unsure	%	8.8	4.3	8.3	9.3	10.5	

Nanos conducted an RDD dual frame (land- and cell- lines) hybrid telephone and online random survey of 1,504 Canadians, 18 years of age or older, between August 21<sup>st</sup> and 31<sup>st</sup>, 2020. The margin of error this survey is ±2.5 percentage points, 19 times out of 20. \*Note: some results have been shaded due to small sample size.



**2020-973– Canadian Defence and Security Network – National Survey - Canadian Armed Forces Service – STAT SHEET**

Please indicate how much confidence, if any, you have in the ability of leaders in each of these institutions to shape policies that benefit Canada [RANDOMIZE]

			Now or in the past, did you or someone in your family serve in the Canadian Armed Forces?					
			Canada 2020-08	I have served in the CAF	Someone in my family served in the CAF	Neither I nor someone in my family served in the CAF	Unsure	
Question 43 - Politicians	Total	Unwgt N	1494	96	632	764	37	
		Wgt N	1490	87	606	790	39	
		Mean	4.6	4.0	4.7	4.6	4.0	
		Median	5.0	4.0	5.0	5.0	4.0	
		Not at all confident (0)	%	12.8	20.7	13.2	11.9	22.0
		1	%	4.8	1.3	3.7	6.0	2.5
		2	%	6.3	13.9	7.4	5.2	0.0
		3	%	8.2	6.3	7.2	9.2	5.0
		4	%	9.0	8.8	8.2	8.5	26.0
		5	%	14.3	13.9	14.0	15.1	9.3
		6	%	14.5	8.9	16.6	13.4	8.5
		7	%	15.9	15.0	14.6	17.1	13.6
		8	%	8.0	7.8	8.4	7.7	6.0
		9	%	2.6	2.7	3.4	2.3	0.0
		Very confident (10)	%	2.4	0.6	2.8	2.2	1.8
	Unsure	%	1.2	0.0	0.5	1.6	5.3	

Nanos conducted an RDD dual frame (land- and cell- lines) hybrid telephone and online random survey of 1,504 Canadians, 18 years of age or older, between August 21<sup>st</sup> and 31<sup>st</sup>, 2020. The margin of error this survey is ±2.5 percentage points, 19 times out of 20. \*Note: some results have been shaded due to small sample size.



**2020-973– Canadian Defence and Security Network – National Survey - Canadian Armed Forces Service – STAT SHEET**

Please indicate how much confidence, if any, you have in the ability of leaders in each of these institutions to shape policies that benefit Canada [RANDOMIZE]

			Now or in the past, did you or someone in your family serve in the Canadian Armed Forces?					
			Canada 2020-08	I have served in the CAF	Someone in my family served in the CAF	Neither I nor someone in my family served in the CAF	Unsure	
Question 44 - Media	Total	Unwgt N	1497	95	633	766	37	
		Wgt N	1494	87	608	792	39	
		Mean	4.4	3.7	4.4	4.4	4.3	
		Median	5.0	4.0	5.0	5.0	5.0	
		Not at all confident (0)	%	17.4	19.9	17.5	17.2	18.3
		1	%	4.7	8.3	3.9	4.9	3.4
		2	%	6.5	14.6	6.7	5.9	4.0
		3	%	7.6	5.3	7.3	7.9	9.4
		4	%	7.2	7.2	8.1	6.1	9.8
		5	%	15.3	18.6	15.5	15.1	15.0
		6	%	11.8	5.3	10.6	13.6	5.9
		7	%	13.2	9.0	14.3	12.7	10.5
		8	%	8.1	6.7	7.3	8.5	14.9
		9	%	2.6	1.3	2.1	3.2	0.0
		Very confident (10)	%	3.1	3.9	4.4	2.3	1.8
	Unsure	%	2.5	0.0	2.3	2.7	7.1	

Nanos conducted an RDD dual frame (land- and cell- lines) hybrid telephone and online random survey of 1,504 Canadians, 18 years of age or older, between August 21<sup>st</sup> and 31<sup>st</sup>, 2020. The margin of error this survey is ±2.5 percentage points, 19 times out of 20. \*Note: some results have been shaded due to small sample size.



**2020-973– Canadian Defence and Security Network – National Survey - Canadian Armed Forces Service – STAT SHEET**

Please indicate how much confidence, if any, you have in the ability of leaders in each of these institutions to shape policies that benefit Canada [RANDOMIZE]

			Now or in the past, did you or someone in your family serve in the Canadian Armed Forces?					
			Canada 2020-08	I have served in the CAF	Someone in my family served in the CAF	Neither I nor someone in my family served in the CAF	Unsure	
Question 45 - Academia	Total	Unwgt N	1492	95	632	761	38	
		Wgt N	1487	86	605	787	40	
		Mean	6.1	6.0	6.1	6.2	5.7	
		Median	7.0	6.0	7.0	7.0	6.0	
		Not at all confident (0)	%	6.3	3.3	7.1	5.8	9.8
		1	%	1.8	4.3	2.0	1.5	0.0
		2	%	3.3	5.3	2.8	3.5	6.7
		3	%	5.1	4.6	4.4	5.7	3.4
		4	%	5.3	8.7	4.9	5.4	3.3
		5	%	9.8	8.9	9.7	9.8	16.1
		6	%	11.5	15.6	11.8	10.8	8.4
		7	%	18.9	16.4	22.1	17.1	10.3
		8	%	17.8	15.1	16.1	19.0	21.9
		9	%	8.2	11.8	7.6	9.0	3.2
		Very confident (10)	%	7.0	4.5	7.2	7.1	6.1
	Unsure	%	4.9	1.4	4.2	5.3	10.9	

Nanos conducted an RDD dual frame (land- and cell- lines) hybrid telephone and online random survey of 1,504 Canadians, 18 years of age or older, between August 21<sup>st</sup> and 31<sup>st</sup>, 2020. The margin of error this survey is ±2.5 percentage points, 19 times out of 20. \*Note: some results have been shaded due to small sample size.



**2020-973– Canadian Defence and Security Network – National Survey - Canadian Armed Forces Service – STAT SHEET**

Please indicate how much confidence, if any, you have in the ability of leaders in each of these institutions to shape policies that benefit Canada [RANDOMIZE]

		Now or in the past, did you or someone in your family serve in the Canadian Armed Forces?					
			I have served in the CAF	Someone in my family served in the CAF	Neither I nor someone in my family served in the CAF		
Question 46 - Defence industry	Total	Unwgt N	Canada 2020-08			Unsure	
		Wgt N	1494	96	633	37	
		Mean	1491	87	608	39	
		Median	4.7	5.2	4.7	4.6	
			5.0	5.0	5.0	5.0	
	Not at all confident (0)	%	10.9	6.2	12.1	7.9	
	1	%	3.2	4.4	2.5	4.0	
	2	%	7.8	6.9	8.2	7.3	
	3	%	8.2	7.3	8.5	9.5	
	4	%	8.3	11.0	7.7	9.7	
	5	%	12.8	13.4	13.4	11.0	
	6	%	13.3	12.7	13.2	12.8	
	7	%	13.1	15.9	12.7	15.9	
	8	%	7.9	9.8	8.6	9.4	
	9	%	2.6	4.5	1.9	0.0	
	Very confident (10)	%	3.3	4.8	3.8	0.0	
	Unsure	%	8.7	3.0	7.6	12.4	

Nanos conducted an RDD dual frame (land- and cell- lines) hybrid telephone and online random survey of 1,504 Canadians, 18 years of age or older, between August 21<sup>st</sup> and 31<sup>st</sup>, 2020. The margin of error this survey is ±2.5 percentage points, 19 times out of 20. \*Note: some results have been shaded due to small sample size.



**2020-973– Canadian Defence and Security Network – National Survey - Canadian Armed Forces Service – STAT SHEET**

		Now or in the past, did you or someone in your family serve in the Canadian Armed Forces?					
			Canada 2020-08	I have served in the CAF	Someone in my family served in the CAF	Neither I nor someone in my family served in the CAF	Unsure
Question 47 - Please say whether you would like to see more or less government spending in national defence. If you say "more defence spending" it could require a tax increase, and if you say "less defence spending" it could require a reduction in the capacity of Canada's Armed Forces. Do you think the government should spend much more, more, the same as now, less, or much less?	Total	Unwgt N	1502	95	637	767	38
		Wgt N	1496	86	610	792	40
	Much more	%	10.3	36.7	12.5	6.9	3.3
	More	%	30.6	35.5	36.7	25.5	33.2
	The same as now	%	38.6	22.7	36.8	41.3	32.7
	Less	%	10.4	2.5	6.7	13.4	14.2
	Much less	%	5.3	0.0	3.2	7.3	5.2
	Unsure	%	4.9	2.5	4.0	5.5	11.6

		Now or in the past, did you or someone in your family serve in the Canadian Armed Forces?					
			Canada 2020-08	I have served in the CAF	Someone in my family served in the CAF	Neither I nor someone in my family served in the CAF	Unsure
Question 48 - What is the ideal relationship between the Canadian Armed Forces and civilian leadership? Canadian Armed Forces take orders without questions (move slider left)   Civilian leadership follows advice from Canadian Armed Forces without question (move slider right)	Total	Unwgt N	1022	74	429	522	22
		Wgt N	1008	64	408	534	25
		Mean	4.9	5.1	4.9	4.9	
		Median	5.0	5.0	5.0	5.0	
	0	%	5.4	4.0	5.4	5.3	
	1	%	4.0	4.9	4.6	3.5	
	2	%	7.2	12.8	7.6	7.3	
	3	%	12.9	8.1	10.1	15.8	
	4	%	11.7	5.5	11.8	11.4	
	5	%	15.5	16.1	17.6	14.0	
	6	%	14.1	9.4	17.7	12.8	
	7	%	15.7	17.0	14.4	15.4	
	8	%	7.8	20.4	6.0	7.5	
9	%	2.1	0.8	2.1	2.4		
10	%	3.6	0.9	2.7	4.3		

Nanos conducted an RDD dual frame (land- and cell- lines) hybrid telephone and online random survey of 1,504 Canadians, 18 years of age or older, between August 21<sup>st</sup> and 31<sup>st</sup>, 2020. The margin of error this survey is ±2.5 percentage points, 19 times out of 20. \*Note: some results have been shaded due to small sample size.



**2020-973– Canadian Defence and Security Network – National Survey - Canadian Armed Forces Service – STAT SHEET**

		Now or in the past, did you or someone in your family serve in the Canadian Armed Forces?					
			Canada 2020-08	I have served in the CAF	Someone in my family served in the CAF	Neither I nor someone in my family served in the CAF	Unsure
Question 49 - [Rank 1] Please rank as 1 the most important and as 2 the second most important factor when it comes to selling military equipment to foreign countries?	Total	Unwgt N	1461	92	617	748	37
		Wgt N	1458	83	592	774	39
	Respect for human rights by buyer	%	31.1	28.6	32.5	30.0	30.2
	Respect for international law	%	21.5	29.4	22.9	20.4	16.7
	Local jobs in Canada	%	10.9	16.6	9.6	11.6	6.6
	Development of Canadian technology & innovation	%	12.6	15.0	12.6	12.2	17.4
	Maintaining good relations with allies	%	10.5	7.2	10.3	11.1	7.1
	Canada should not export military equipment	%	13.4	3.3	12.1	14.7	22.0

		Now or in the past, did you or someone in your family serve in the Canadian Armed Forces?					
			Canada 2020-08	I have served in the CAF	Someone in my family served in the CAF	Neither I nor someone in my family served in the CAF	Unsure
Question 49 - [Rank 2] Please rank as 1 the most important and as 2 the second most important factor when it comes to selling military equipment to foreign countries?	Total	Unwgt N	1429	92	606	728	36
		Wgt N	1427	83	582	754	38
	Respect for human rights by buyer	%	26.2	26.1	25.3	26.6	29.8
	Respect for international law	%	27.2	29.7	27.7	26.6	26.3
	Local jobs in Canada	%	15.2	15.0	12.8	16.3	28.6
	Development of Canadian technology & innovation	%	15.8	20.1	17.7	14.7	4.9
	Maintaining good relations with allies	%	10.8	8.0	11.7	10.6	8.7
	Canada should not export military equipment	%	4.8	1.0	5.0	5.2	1.6

Nanos conducted an RDD dual frame (land- and cell- lines) hybrid telephone and online random survey of 1,504 Canadians, 18 years of age or older, between August 21<sup>st</sup> and 31<sup>st</sup>, 2020. The margin of error this survey is ±2.5 percentage points, 19 times out of 20. \*Note: some results have been shaded due to small sample size.





**2020-973– Canadian Defence and Security Network – National Survey - Canadian Armed Forces Service – STAT SHEET**

		Now or in the past, did you or someone in your family serve in the Canadian Armed Forces?						
			Canada 2020-08	I have served in the CAF	Someone in my family served in the CAF	Neither I nor someone in my family served in the CAF	Unsure	
Question 50 - How important, if at all, are events outside of Canada to you?	Total	Unwgt N	1501	95	634	768	38	
		Wgt N	1495	87	608	793	40	
		Mean	7.7	7.9	7.9	7.6	7.3	
		Median	8.0	8.0	8.0	8.0	8.0	
		Not at all important (0)	%	1.1	0.8	1.2	1.1	0.0
		1	%	0.2	0.0	0.1	0.3	1.7
		2	%	1.5	1.6	1.2	1.7	0.0
		3	%	1.9	1.5	1.4	2.2	9.3
		4	%	2.0	2.7	1.6	2.1	5.4
		5	%	6.4	3.2	6.4	6.7	6.5
		6	%	8.2	7.0	6.5	9.7	10.0
		7	%	17.6	20.9	18.5	16.6	16.6
		8	%	22.4	21.9	21.9	23.1	12.3
		9	%	9.7	12.3	10.1	8.7	15.1
	Very important (10)	%	27.7	26.5	30.5	26.1	23.1	
	Unsure	%	1.3	1.5	0.6	1.8	0.0	

Nanos conducted an RDD dual frame (land- and cell- lines) hybrid telephone and online random survey of 1,504 Canadians, 18 years of age or older, between August 21<sup>st</sup> and 31<sup>st</sup>, 2020. The margin of error this survey is ±2.5 percentage points, 19 times out of 20. \*Note: some results have been shaded due to small sample size.



**2020-973– Canadian Defence and Security Network – National Survey - Canadian Armed Forces Service – STAT SHEET**

		Now or in the past, did you or someone in your family serve in the Canadian Armed Forces?					
			Canada 2020-08	I have served in the CAF	Someone in my family served in the CAF	Neither I nor someone in my family served in the CAF	Unsure
Question 51 - Have you lived or traveled abroad?	Total	Unwgt N	1504	96	636	769	38
		Wgt N	1499	87	610	794	40
	Lived abroad	%	4.6	8.5	4.6	4.5	1.2
	Travelled abroad	%	58.4	61.5	63.5	53.2	72.7
	Both lived and travelled abroad	%	26.2	24.4	19.9	31.7	12.6
	Neither lived nor travelled abroad	%	10.9	5.6	12.1	10.5	13.4

Nanos conducted an RDD dual frame (land- and cell- lines) hybrid telephone and online random survey of 1,504 Canadians, 18 years of age or older, between August 21<sup>st</sup> and 31<sup>st</sup>, 2020. The margin of error this survey is ±2.5 percentage points, 19 times out of 20. \*Note: some results have been shaded due to small sample size.



**2020-973– Canadian Defence and Security Network – National Survey - Canadian Armed Forces Service – STAT SHEET**

		Now or in the past, did you or someone in your family serve in the Canadian Armed Forces?						
			Canada 2020-08	I have served in the CAF	Someone in my family served in the CAF	Neither I nor someone in my family served in the CAF	Unsure	
Question 52 - Over the course of your lifetime, how many countries, outside of Canada, have you visited?	Total	Unwgt N	1253	82	518	650	31	
		Wgt N	1260	74	504	672	34	
		Mean	10.4	10.1	9.8	11.1	7.6	
		Median	8.0	7.0	7.0	8.0	6.0	
		1	%	5.5	13.0	7.7	2.9	15.5
		2	%	7.7	3.3	8.6	7.6	2.0
		3	%	8.7	6.5	8.6	8.7	9.7
		4	%	6.7	9.1	5.6	7.4	2.0
		5	%	8.3	9.3	9.1	7.2	18.2
		6	%	7.4	3.6	7.1	8.0	6.6
		7	%	5.3	8.8	7.4	3.9	0.0
		8	%	5.6	5.8	5.1	5.7	7.8
		9	%	4.0	2.9	3.9	4.0	6.0
		10	%	8.4	6.7	8.0	8.9	8.4
		11	%	1.5	0.0	0.6	2.1	2.5
		12	%	4.2	3.9	3.3	4.8	4.7
		13	%	1.2	0.0	0.7	1.8	0.0
		14	%	1.5	0.9	1.7	1.3	3.9
		15	%	5.1	4.8	4.8	5.3	5.8
		16	%	1.5	0.8	1.5	1.5	0.0
		17	%	1.0	3.5	0.1	1.4	0.0
		18	%	1.3	1.1	1.9	0.8	4.4
		19	%	0.4	1.4	0.3	0.6	0.0
		20	%	4.5	4.3	5.0	4.4	0.0
		21	%	0.6	0.0	0.1	1.1	0.0
		22	%	0.6	0.0	0.2	1.1	0.0
		23	%	0.3	0.9	0.5	0.1	0.0
		24	%	0.2	0.0	0.2	0.2	0.0
		25	%	1.9	0.0	2.1	1.8	2.6
	26	%	0.3	0.0	0.1	0.5	0.0	
	27	%	0.0	0.7	0.0	0.0	0.0	
	28	%	0.5	2.5	0.6	0.5	0.0	
	29	%	0.2	0.0	0.0	0.3	0.0	

Nanos conducted an RDD dual frame (land- and cell- lines) hybrid telephone and online random survey of 1,504 Canadians, 18 years of age or older, between August 21<sup>st</sup> and 31<sup>st</sup>, 2020. The margin of error this survey is ±2.5 percentage points, 19 times out of 20. \*Note: some results have been shaded due to small sample size.



**2020-973– Canadian Defence and Security Network – National Survey - Canadian Armed Forces Service – STAT SHEET**

			Now or in the past, did you or someone in your family serve in the Canadian Armed Forces?				
			Canada 2020-08	I have served in the CAF	Someone in my family served in the CAF	Neither I nor someone in my family served in the CAF	Unsure
30	%		1.8	2.6	1.4	2.3	0.0
31	%		0.1	0.0	0.0	0.1	0.0
32	%		0.1	0.0	0.2	0.1	0.0
34	%		0.2	0.0	0.3	0.1	0.0
35	%		0.5	0.0	1.1	0.1	0.0
36	%		0.3	1.4	0.0	0.4	0.0
37	%		0.1	1.4	0.0	0.0	0.0
38	%		0.1	0.0	0.3	0.0	0.0
39	%		0.1	0.0	0.0	0.2	0.0
40	%		0.6	0.0	0.8	0.6	0.0
45	%		0.1	0.9	0.1	0.2	0.0
48	%		0.1	0.0	0.1	0.0	0.0
50	%		0.7	0.0	0.3	1.1	0.0
53	%		0.1	0.0	0.0	0.2	0.0
56	%		0.1	0.0	0.3	0.0	0.0
60	%		0.1	0.0	0.0	0.3	0.0
63	%		0.0	0.0	0.1	0.0	0.0
70	%		0.1	0.0	0.0	0.1	0.0
75	%		0.1	0.0	0.0	0.2	0.0
80	%		0.1	0.0	0.2	0.1	0.0
86	%		0.0	0.0	0.0	0.1	0.0

Nanos conducted an RDD dual frame (land- and cell- lines) hybrid telephone and online random survey of 1,504 Canadians, 18 years of age or older, between August 21<sup>st</sup> and 31<sup>st</sup>, 2020. The margin of error this survey is ±2.5 percentage points, 19 times out of 20. \*Note: some results have been shaded due to small sample size.



**2020-973– Canadian Defence and Security Network – National Survey - Canadian Armed Forces Service – STAT SHEET**

		Now or in the past, did you or someone in your family serve in the Canadian Armed Forces?					
			Canada 2020-08	I have served in the CAF	Someone in my family served in the CAF	Neither I nor someone in my family served in the CAF	Unsure
Question 53 - Which one country have you travelled to the most?	Total	Unwgt N	1221	80	503	636	29
		Wgt N	1230	72	490	660	33
	US	%	61.1	70.4	68.0	55.7	
	Germany	%	1.9	1.8	0.7	2.8	
	UK	%	6.6	4.9	6.8	6.9	
	Cuba	%	2.1	0.9	1.9	2.4	
	Mexico	%	4.5	4.1	4.1	4.7	
	Australia	%	0.9	0.0	0.5	1.1	
	Belize	%	0.2	0.0	0.5	0.0	
	Ethiopia	%	0.1	0.0	0.0	0.2	
	Italy	%	2.1	0.0	2.0	2.3	
	Bulgaria	%	0.1	0.0	0.0	0.1	
	Hungary	%	0.2	0.0	0.4	0.0	
	France	%	5.1	0.9	3.4	6.7	
	India	%	0.7	0.0	0.0	1.0	
	Philippines	%	0.0	0.0	0.0	0.1	
	Tanzania	%	0.2	0.0	0.0	0.3	
	Dominican Republic	%	0.6	0.0	0.4	0.6	
	New Zealand	%	0.2	0.0	0.3	0.2	
	Portugal	%	0.7	0.0	0.4	0.9	
	Spain	%	0.5	1.9	0.3	0.5	
	Other	%	0.8	0.0	1.0	0.8	
	Greece	%	0.2	0.0	0.4	0.0	
	Pakistan	%	0.3	0.0	0.0	0.5	

Nanos conducted an RDD dual frame (land- and cell- lines) hybrid telephone and online random survey of 1,504 Canadians, 18 years of age or older, between August 21<sup>st</sup> and 31<sup>st</sup>, 2020. The margin of error this survey is ±2.5 percentage points, 19 times out of 20. \*Note: some results have been shaded due to small sample size.



**2020-973– Canadian Defence and Security Network – National Survey - Canadian Armed Forces Service – STAT SHEET**

		Now or in the past, did you or someone in your family serve in the Canadian Armed Forces?				
		Canada 2020-08	I have served in the CAF	Someone in my family served in the CAF	Neither I nor someone in my family served in the CAF	Unsure
Uganda	%	0.1	0.0	0.0	0.1	
Estonia	%	0.1	0.0	0.0	0.2	
China	%	0.8	0.0	0.5	1.1	
Hong Kong	%	0.5	0.0	0.0	1.0	
Poland	%	0.5	1.9	0.2	0.3	
Sweden	%	0.2	0.0	0.3	0.1	
Costa Rica	%	0.2	1.4	0.4	0.1	
Jamaica	%	0.6	0.0	0.8	0.3	
Martinique	%	0.1	0.0	0.0	0.1	
Vietnam	%	0.2	0.0	0.1	0.2	
Netherlands	%	0.7	0.0	0.9	0.6	
Japan	%	0.5	0.0	0.6	0.5	
Peru	%	0.3	0.0	0.1	0.5	
South Africa	%	0.1	0.0	0.0	0.2	
Belgium	%	0.1	0.0	0.1	0.1	
Russia	%	0.1	1.4	0.0	0.0	
Romania	%	0.1	0.0	0.0	0.2	
Trinidad & Tobago	%	0.1	0.0	0.0	0.2	
Ukraine	%	0.2	0.0	0.2	0.3	
Switzerland	%	0.3	1.9	0.4	0.1	
Czech Republic	%	0.1	0.0	0.0	0.1	
Panama	%	0.1	0.8	0.0	0.1	
Israel	%	0.1	0.0	0.0	0.2	
Turkey	%	0.2	0.0	0.0	0.3	

Nanos conducted an RDD dual frame (land- and cell- lines) hybrid telephone and online random survey of 1,504 Canadians, 18 years of age or older, between August 21<sup>st</sup> and 31<sup>st</sup>, 2020. The margin of error this survey is ±2.5 percentage points, 19 times out of 20. \*Note: some results have been shaded due to small sample size.



**2020-973– Canadian Defence and Security Network – National Survey - Canadian Armed Forces Service – STAT SHEET**

		Now or in the past, did you or someone in your family serve in the Canadian Armed Forces?				
		Canada 2020-08	I have served in the CAF	Someone in my family served in the CAF	Neither I nor someone in my family served in the CAF	Unsure
Denmark	%	0.2	0.0	0.6	0.0	
Singapore	%	0.1	0.0	0.0	0.2	
Ghana	%	0.1	0.0	0.0	0.2	
El Salvador	%	0.1	0.0	0.1	0.0	
Latvia	%	0.2	0.0	0.0	0.4	
Brazil	%	0.1	0.0	0.1	0.2	
Colombia	%	0.2	0.0	0.0	0.3	
Senegal	%	0.1	0.0	0.3	0.0	
Taiwan	%	0.1	0.0	0.0	0.2	
Kuwait	%	0.1	2.2	0.0	0.0	
Bosnia	%	0.2	0.0	0.1	0.2	
Anguilla	%	0.1	0.0	0.3	0.0	
Barbados	%	0.1	0.0	0.0	0.1	
Thailand	%	0.1	0.0	0.2	0.1	
Zimbabwe	%	0.1	0.0	0.1	0.0	
UAE	%	0.1	0.0	0.0	0.2	
Finland	%	0.1	0.0	0.0	0.2	
Bermuda	%	0.1	0.0	0.2	0.0	
Chile	%	0.1	0.0	0.0	0.1	
Malaysia	%	0.1	0.0	0.1	0.0	
Afghanistan	%	0.1	2.2	0.0	0.0	
Austria	%	0.1	0.0	0.0	0.2	
Bangladesh	%	0.1	0.0	0.0	0.2	
Indonesia	%	0.1	0.0	0.1	0.0	

Nanos conducted an RDD dual frame (land- and cell- lines) hybrid telephone and online random survey of 1,504 Canadians, 18 years of age or older, between August 21<sup>st</sup> and 31<sup>st</sup>, 2020. The margin of error this survey is ±2.5 percentage points, 19 times out of 20. \*Note: some results have been shaded due to small sample size.



**2020-973– Canadian Defence and Security Network – National Survey - Canadian Armed Forces Service – STAT SHEET**

		Now or in the past, did you or someone in your family serve in the Canadian Armed Forces?				
		Canada 2020-08	I have served in the CAF	Someone in my family served in the CAF	Neither I nor someone in my family served in the CAF	Unsure
Argentina	%	0.1	0.0	0.0	0.2	
Europe (unspecified)	%	0.9	2.1	1.1	0.9	
Caribbean (unspecified)	%	0.2	0.0	0.0	0.0	
Not one more than others	%	0.7	1.2	0.7	0.7	

Nanos conducted an RDD dual frame (land- and cell- lines) hybrid telephone and online random survey of 1,504 Canadians, 18 years of age or older, between August 21<sup>st</sup> and 31<sup>st</sup>, 2020. The margin of error this survey is ±2.5 percentage points, 19 times out of 20. \*Note: some results have been shaded due to small sample size.





**2020-973 – Canadian Defence and Security Network – National Survey – Education – STAT SHEET**

			Which of the following is the highest level of education you have achieved?						
			Canada 2020-08	High school or less	Some college or university	Completed college	Completed university	Completed graduate studies	Refuse/No Answer
Question 1- What should be Canada's role in the world? [OPEN]	Total	Unwgt N	1405	135	226	247	475	309	13
		Wgt N	1396	131	217	245	485	305	13
	Peacekeepers/mediator/voice of reason	%	31.2	31.2	31.2	32.9	31.1	30.0	
	Advocate for Human rights and freedom/A country that helps those in need	%	10.1	10.6	12.1	9.3	9.5	10.4	
	Strong ally	%	2.7	2.8	3.0	1.8	3.1	2.6	
	A model of democracy/ supporter of democracy	%	6.1	4.1	4.4	4.3	6.9	8.6	
	A leader/ A decision maker	%	13.1	11.0	17.9	11.6	14.4	10.2	
	An environmental leader/a leader in renewable energy, sustainable development	%	7.4	7.4	6.1	7.9	7.7	7.3	
	Focus on ourselves/ protect and promote canadian interests	%	7.3	11.6	6.4	9.5	6.2	4.9	
	A strong trade partner/ economic leader/ natural resource exporter	%	5.3	2.4	4.3	8.2	5.5	4.5	
	A leader in innovation/research and development/technology	%	1.8	2.2	2.6	1.2	1.6	2.0	
	An example/ role model of what countries should be	%	9.6	9.2	6.9	9.4	9.3	12.5	
	Remain Neutral	%	1.6	1.5	1.5	1.2	2.0	1.4	
	Other	%	3.3	5.0	2.7	2.4	2.5	4.9	
	Unsure	%	0.5	1.2	0.7	0.4	0.3	0.5	

Nanos conducted an RDD dual frame (land- and cell- lines) hybrid telephone and online random survey of 1,504 Canadians, 18 years of age or older, between August 21<sup>st</sup> and 31<sup>st</sup>, 2020. The margin of error this survey is ±2.5 percentage points, 19 times out of 20. \*Note: some results have been shaded due to small sample size.



**2020-973 – Canadian Defence and Security Network – National Survey – Education – STAT SHEET**

How important, if at all, are the following to advancing Canada’s place in the world? [RANDOMIZE]

			Which of the following is the highest level of education you have achieved?						
			Canada 2020-08	High school or less	Some college or university	Completed college	Completed university	Completed graduate studies	Refuse/No Answer
Question 2- National defence	Total	Unwgt N	1493	147	232	263	511	325	15
		Wgt N	1488	147	221	261	525	320	14
		Mean	6.6	7.5	6.8	7.0	6.4	6.0	
		Median	7.0	8.0	7.0	7.0	7.0	6.0	
		Not at all important (0)	%	2.2	0.7	4.0	1.3	2.1	2.6
	1	%	1.3	0.9	1.3	0.8	1.3	1.8	
	2	%	3.1	3.9	3.4	1.0	3.3	3.2	
	3	%	5.6	3.4	3.7	4.9	6.9	6.5	
	4	%	5.3	3.3	4.1	5.5	5.9	6.2	
	5	%	14.1	9.4	12.6	12.3	11.6	22.7	
	6	%	13.0	5.5	11.8	11.9	14.9	15.0	
	7	%	15.1	13.0	13.1	16.1	17.2	13.5	
	8	%	15.4	16.3	17.1	17.7	15.0	12.8	
	9	%	7.1	11.7	5.4	7.7	8.0	4.1	
		Very important (10)	%	16.4	28.8	22.1	20.4	12.2	10.1
	Unsure	%	1.5	3.1	1.4	0.3	1.7	1.6	

How important, if at all, are the following to advancing Canada’s place in the world? [RANDOMIZE]

			Which of the following is the highest level of education you have achieved?						
			Canada 2020-08	High school or less	Some college or university	Completed college	Completed university	Completed graduate studies	Refuse/No Answer
Question 3- Foreign aid	Total	Unwgt N	1494	148	235	262	510	325	14
		Wgt N	1488	147	223	260	524	320	14
		Mean	6.3	5.4	5.9	6.0	6.4	7.0	
		Median	7.0	6.0	6.0	6.0	7.0	7.0	
		Not at all important (0)	%	5.0	10.9	7.5	4.4	3.5	2.9
	1	%	2.1	2.9	2.3	2.9	1.7	1.1	
	2	%	4.9	9.0	2.9	5.9	4.4	4.0	
	3	%	4.8	4.1	7.6	7.0	4.4	1.4	
	4	%	4.4	9.0	7.4	4.2	3.9	1.5	
	5	%	12.1	9.7	12.8	12.9	12.8	11.0	
	6	%	11.3	7.8	11.1	13.3	13.0	9.4	
	7	%	17.6	15.1	17.4	16.1	18.3	19.1	
	8	%	17.6	12.4	13.8	15.1	18.7	23.4	
	9	%	8.0	5.3	6.2	7.3	9.8	8.3	
		Very important (10)	%	11.1	10.2	10.5	9.7	8.7	17.3
	Unsure	%	1.1	3.5	0.6	1.0	0.9	0.6	

Nanos conducted an RDD dual frame (land- and cell- lines) hybrid telephone and online random survey of 1,504 Canadians, 18 years of age or older, between August 21<sup>st</sup> and 31<sup>st</sup>, 2020. The margin of error this survey is ±2.5 percentage points, 19 times out of 20. \*Note: some results have been shaded due to small sample size.

**2020-973 – Canadian Defence and Security Network – National Survey – Education – STAT SHEET**

How important, if at all, are the following to advancing Canada’s place in the world? [RANDOMIZE]

			Which of the following is the highest level of education you have achieved?						
			Canada 2020-08	High school or less	Some college or university	Completed college	Completed university	Completed graduate studies	Refuse/No Answer
Question 4 - Diplomacy	Total	Unwgt N	1497	149	234	263	510	326	15
		Wgt N	1490	149	222	260	525	320	14
		Mean	8.1	7.9	8.0	7.9	8.2	8.4	
		Median	8.0	9.0	8.0	8.0	8.0	9.0	
		Not at all important (0)	%	0.7	0.3	0.7	0.0	0.8	0.8
		1	%	0.3	0.4	0.3	0.2	0.2	0.6
		2	%	0.9	3.3	0.4	1.3	0.8	0.0
		3	%	1.6	2.6	0.9	2.2	1.5	1.0
		4	%	1.8	3.6	4.4	2.3	0.8	0.5
		5	%	5.5	6.2	5.8	7.9	4.7	3.8
		6	%	5.6	6.1	6.0	6.5	5.3	5.0
		7	%	13.4	9.6	12.2	14.4	13.8	14.4
		8	%	20.4	15.8	20.9	19.5	23.5	17.8
		9	%	15.1	11.4	15.2	15.5	14.7	17.5
		Very important (10)	%	33.5	37.6	31.6	27.4	34.0	37.7
		Unsure	%	1.2	3.0	1.6	2.8	0.0	0.7

How important, if at all, are the following to advancing Canada’s place in the world? [RANDOMIZE]

			Which of the following is the highest level of education you have achieved?						
			Canada 2020-08	High school or less	Some college or university	Completed college	Completed university	Completed graduate studies	Refuse/No Answer
Question 5- International trade	Total	Unwgt N	1495	148	234	264	508	326	15
		Wgt N	1490	148	222	261	523	321	14
		Mean	7.9	8.0	7.9	8.0	7.9	7.9	
		Median	8.0	8.0	8.0	8.0	8.0	8.0	
		Not at all important (0)	%	0.3	0.6	0.5	0.0	0.4	0.2
		1	%	0.6	0.0	0.6	0.4	0.5	1.2
		2	%	0.3	1.5	0.0	0.3	0.3	0.2
		3	%	1.2	0.0	1.9	1.2	1.7	0.5
		4	%	1.8	3.2	1.3	1.7	1.7	1.4
		5	%	6.1	8.9	8.1	6.3	5.0	5.3
		6	%	9.1	10.3	7.6	10.0	7.7	10.7
		7	%	16.5	11.9	14.7	16.7	18.3	17.1
		8	%	23.4	14.3	24.8	21.3	26.3	23.5
		9	%	13.7	12.0	13.1	13.8	14.5	13.2
		Very important (10)	%	26.6	36.4	27.0	27.6	23.3	26.4
		Unsure	%	0.4	0.9	0.3	0.5	0.3	0.3

Nanos conducted an RDD dual frame (land- and cell- lines) hybrid telephone and online random survey of 1,504 Canadians, 18 years of age or older, between August 21<sup>st</sup> and 31<sup>st</sup>, 2020. The margin of error this survey is ±2.5 percentage points, 19 times out of 20. \*Note: some results have been shaded due to small sample size.

**2020-973 – Canadian Defence and Security Network – National Survey – Education – STAT SHEET**

How important, if at all, are the following to advancing Canada’s place in the world? [RANDOMIZE]

			Which of the following is the highest level of education you have achieved?							
			Canada 2020-08	High school or less	Some college or university	Completed college	Completed university	Completed graduate studies	Refuse/No Answer	
Question 6- Immigration	Total	Unwgt N	1497	148	235	262	511	326	15	
		Wgt N	1492	148	223	260	525	321	14	
		Mean	6.7	5.9	6.5	6.1	6.8	7.5		
		Median	7.0	6.0	7.0	6.0	7.0	8.0		
		Not at all important (0)	%	4.0	6.9	6.0	3.5	3.4	1.4	
	1	%	2.2	3.2	0.0	4.3	2.6	0.9		
	2	%	2.3	4.4	3.4	1.8	1.4	2.2		
	3	%	4.2	3.3	3.8	6.3	3.7	3.2		
	4	%	4.2	4.4	6.2	7.6	3.1	1.8		
	5	%	12.1	17.2	10.0	16.5	11.6	8.7		
	6	%	11.1	13.4	11.9	10.8	11.4	9.1		
	7	%	16.1	14.9	17.0	16.7	16.3	15.3		
	8	%	17.6	12.2	16.8	15.7	18.1	21.6		
	9	%	9.5	4.3	12.1	5.5	12.1	9.5		
		Very important (10)	%	15.8	12.4	10.6	10.5	15.6	26.2	
		Unsure	%	1.0	3.5	2.2	0.9	0.4	0.2	

How important, if at all, are the following to advancing Canada’s place in the world? [RANDOMIZE]

			Which of the following is the highest level of education you have achieved?							
			Canada 2020-08	High school or less	Some college or university	Completed college	Completed university	Completed graduate studies	Refuse/No Answer	
Question 7- Environment	Total	Unwgt N	1496	148	235	264	509	326	14	
		Wgt N	1490	148	223	261	523	321	13	
		Mean	7.9	7.6	7.9	7.8	7.9	8.4		
		Median	9.0	8.0	9.0	8.0	8.0	9.0		
		Not at all important (0)	%	1.8	3.5	1.5	1.6	1.6	1.2	
	1	%	1.0	0.0	0.8	1.7	1.3	0.7		
	2	%	1.6	3.1	0.8	1.8	1.3	1.9		
	3	%	2.6	2.4	1.0	3.5	2.9	2.6		
	4	%	2.6	2.1	3.6	3.0	2.8	1.3		
	5	%	6.4	8.0	9.7	7.2	5.6	2.5		
	6	%	5.0	8.6	5.4	4.1	3.8	6.2		
	7	%	11.6	13.5	11.9	13.4	13.0	7.5		
	8	%	16.5	13.6	14.9	16.3	19.4	14.7		
	9	%	12.2	7.5	16.6	8.6	12.5	13.9		
		Very important (10)	%	38.3	36.2	33.9	38.6	35.3	47.7	
		Unsure	%	0.4	1.6	0.0	0.3	0.5	0.0	

**2020-973 – Canadian Defence and Security Network – National Survey – Education – STAT SHEET**

			Which of the following is the highest level of education you have achieved?						
			Canada 2020-08	High school or less	Some college or university	Completed college	Completed university	Completed graduate studies	Refuse/No Answer
Question 8 - Should Canada's foreign policy priority be more about promoting its interests or its values around the world?	Total	Unwgt N	1337	130	205	231	462	297	12
		Wgt N	1333	130	191	228	474	296	12
		Mean	6.4	6.9	6.6	6.4	6.2	6.4	
		Median	7.0	7.0	7.0	7.0	7.0	7.0	
	0	%	3.4	1.2	3.8	3.6	3.2	3.4	
	1	%	2.3	0.4	2.5	1.6	2.7	2.5	
	2	%	4.8	4.7	2.2	4.7	5.3	5.4	
	3	%	6.3	4.2	5.2	6.9	7.0	5.8	
	4	%	4.2	5.2	4.6	4.2	3.9	4.3	
	5	%	8.1	7.6	8.0	6.7	9.3	7.8	
	6	%	11.5	10.9	9.8	12.7	13.4	8.7	
7	%	20.9	22.6	21.9	18.7	21.1	20.9		
8	%	21.1	20.2	23.3	24.9	19.0	21.4		
9	%	7.7	7.8	8.4	5.7	7.3	10.0		
10	%	9.7	15.2	10.3	10.2	7.8	9.8		

			Which of the following is the highest level of education you have achieved?						
			Canada 2020-08	High school or less	Some college or university	Completed college	Completed university	Completed graduate studies	Refuse/No Answer
Question 9- What values should Canada be promoting around the world, if any? [OPEN]	Total	Unwgt N	1384	123	217	241	477	314	12
		Wgt N	1376	121	206	239	487	311	12
	Peace	%	13.1	12.1	14.1	13.6	13.9	11.9	
	Freedom/Liberty	%	6.5	7.9	6.5	5.4	7.3	5.3	
	Canadian values and culture	%	1.6	2.3	2.6	3.0	0.6	0.9	
	Rule of Law	%	1.3	0.5	0.6	0.6	1.9	1.8	
	Human Rights	%	13.0	12.4	9.3	10.4	12.5	18.9	
	Love/kindness	%	1.8	4.1	2.6	3.9	0.7	0.6	
	Environment and climate change	%	7.1	7.0	7.1	7.5	7.2	6.2	
	None/remain neutral	%	1.2	1.0	2.9	1.0	1.2	0.5	
	Inclusivity, fairness, equality	%	24.9	15.7	25.0	26.9	25.9	25.6	
	Democracy	%	11.0	6.7	8.5	9.2	12.9	12.8	
	Multiculturalism	%	1.0	0.0	0.4	0.3	0.9	1.9	
	Respect	%	2.5	5.1	2.6	2.9	2.5	1.4	
	Honesty	%	2.0	0.5	5.8	2.8	1.2	0.9	
	Leadership	%	0.6	1.8	0.8	0.4	0.7	0.0	
	Trade/commerce	%	2.6	4.6	1.4	3.2	2.0	2.8	
	Diplomacy	%	1.4	2.6	0.7	2.2	1.1	1.3	
	Maintaining an inward focus on domestic issues	%	1.5	0.0	2.7	1.4	0.7	2.4	
	other	%	4.7	12.2	4.6	3.9	4.0	3.3	
Integrity/transparency	%	1.8	0.8	2.0	0.9	2.7	1.5		
Unsure	%	0.4	2.9	0.0	0.5	0.3	0.0		

Nanos conducted an RDD dual frame (land- and cell- lines) hybrid telephone and online random survey of 1,504 Canadians, 18 years of age or older, between August 21<sup>st</sup> and 31<sup>st</sup>, 2020. The margin of error this survey is ±2.5 percentage points, 19 times out of 20. \*Note: some results have been shaded due to small sample size.



**2020-973 – Canadian Defence and Security Network – National Survey – Education – STAT SHEET**

			Which of the following is the highest level of education you have achieved?						
			Canada 2020-08	High school or less	Some college or university	Completed college	Completed university	Completed graduate studies	Refuse/No Answer
Question 10- What interests should Canada be promoting around the world, if any? [OPEN]	Total	Unwgt N	1280	112	205	216	446	291	10
		Wgt N	1266	109	195	211	456	285	9
	Trade and economic exchange	%	35.7	21.2	27.1	31.7	42.4	39.2	
	Human rights	%	2.4	2.2	1.9	1.4	2.2	3.7	
	Environmental responsibility and climate change	%	16.2	15.6	15.4	19.1	15.5	16.4	
	Oil and gas/natural resources/energy	%	5.9	10.2	9.6	7.5	4.1	3.6	
	Health/health care	%	1.4	2.0	2.8	0.9	1.0	1.3	
	Humanitarian aid	%	1.7	6.4	1.8	1.1	0.7	2.0	
	National interests	%	3.4	4.1	2.9	4.3	2.6	3.8	
	Defense/protection of territory	%	2.0	0.0	1.3	2.2	2.7	2.0	
	Democracy	%	2.7	1.2	2.0	3.3	3.0	2.9	
	Peace and diplomacy	%	7.9	14.1	6.5	6.8	7.0	8.8	
	Tourism	%	0.6	0.0	0.3	0.3	1.2	0.2	
	Equality and social justice	%	5.7	3.5	10.4	6.6	3.9	5.3	
	Capacity building and assisting other regimes	%	1.1	0.0	1.2	1.2	1.4	0.8	
	none/remain neutral	%	1.8	2.5	1.7	2.5	1.1	1.5	
	Immigration and refugees	%	2.0	3.6	1.1	2.5	1.8	1.9	
	Education	%	1.0	0.8	2.5	0.0	0.9	0.6	
	Other	%	3.2	3.7	4.2	4.1	3.1	2.0	
	Freedom/free speech	%	1.0	2.3	0.5	0.6	0.7	1.3	
Technology/research	%	0.6	1.4	1.1	0.0	0.6	0.6		
Unsure	%	3.9	5.3	5.6	3.8	4.0	2.0		

**2020-973 – Canadian Defence and Security Network – National Survey – Education – STAT SHEET**

How much do you care, if at all, about how Canada is viewed by the following countries or organizations? [RANDOMIZE]

			Which of the following is the highest level of education you have achieved?						
			Canada 2020-08	High school or less	Some college or university	Completed college	Completed university	Completed graduate studies	Refuse/No Answer
Question 11- United States	Total	Unwgt N	1499	150	236	264	509	325	15
		Wgt N	1493	150	224	261	523	320	14
		Mean	6.4	6.6	6.3	6.6	6.4	6.2	
		Median	7.0	8.0	7.0	7.0	7.0	7.0	
		Do not care (0)	%	9.6	10.4	10.7	10.1	8.2	9.7
	1	%	1.7	1.6	2.3	1.1	1.3	2.5	
	2	%	2.5	1.9	2.3	1.6	3.5	2.1	
	3	%	4.7	4.9	8.0	2.5	4.9	3.8	
	4	%	4.1	4.7	1.9	2.1	4.8	5.8	
	5	%	9.8	7.8	9.2	11.3	8.9	11.2	
	6	%	9.1	4.2	11.6	7.9	10.8	8.1	
	7	%	13.6	10.7	12.7	16.4	13.1	14.3	
	8	%	15.8	16.8	9.2	17.6	17.2	17.0	
	9	%	10.6	8.9	11.3	11.5	9.9	11.6	
	Care (10)	%	17.8	24.5	20.5	17.6	16.9	13.3	
	Unsure	%	0.7	3.6	0.3	0.2	0.5	0.5	

How much do you care, if at all, about how Canada is viewed by the following countries or organizations? [RANDOMIZE]

			Which of the following is the highest level of education you have achieved?						
			Canada 2020-08	High school or less	Some college or university	Completed college	Completed university	Completed graduate studies	Refuse/No Answer
Question 12- Europe	Total	Unwgt N	1497	149	234	264	508	327	15
		Wgt N	1492	149	223	261	522	322	14
		Mean	7.6	7.2	7.4	7.7	7.7	7.9	
		Median	8.0	8.0	8.0	8.0	8.0	8.0	
		Do not care (0)	%	2.9	5.7	3.7	3.6	1.9	1.8
	1	%	0.5	0.9	0.5	0.2	0.5	0.0	
	2	%	1.0	1.5	1.2	1.8	0.6	0.4	
	3	%	1.3	1.4	2.0	0.5	1.7	0.6	
	4	%	1.0	1.0	1.5	0.0	1.2	0.9	
	5	%	7.3	12.0	9.8	6.4	6.6	5.5	
	6	%	7.1	7.9	7.5	6.4	6.6	7.7	
	7	%	16.3	10.7	19.3	18.5	17.3	13.6	
	8	%	25.7	20.7	19.8	24.2	28.1	29.4	
	9	%	14.1	11.0	13.5	15.3	13.9	15.7	
	Care (10)	%	22.1	22.7	21.0	22.5	21.3	24.1	
	Unsure	%	0.8	4.6	0.3	0.6	0.2	0.2	

**2020-973 – Canadian Defence and Security Network – National Survey – Education – STAT SHEET**

How much do you care, if at all, about how Canada is viewed by the following countries or organizations? [RANDOMIZE]

			Which of the following is the highest level of education you have achieved?							
			Canada 2020-08	High school or less	Some college or university	Completed college	Completed university	Completed graduate studies	Refuse/No Answer	
Question 13- United Nations	Total	Unwgt N	1495	147	235	264	508	326	15	
		Wgt N	1490	147	224	261	523	321	14	
		Mean	6.8	6.5	6.3	6.4	6.9	7.4	3.3	
		Median	8.0	7.0	8.0	7.0	8.0	8.0	0.0	
		Do not care (0)	%	10.4	11.7	15.2	11.9	8.3	6.6	54.7
	1	%	1.5	1.0	2.8	0.9	1.8	0.9	0.0	
	2	%	3.0	2.4	2.0	5.0	2.9	2.6	0.0	
	3	%	2.5	1.6	2.5	3.9	2.7	1.6	0.0	
	4	%	2.7	5.9	3.3	0.9	3.0	1.9	0.0	
	5	%	6.5	12.5	5.0	7.4	5.7	5.5	4.7	
	6	%	6.7	6.3	8.1	7.1	6.6	6.0	0.0	
	7	%	12.4	7.4	11.0	13.3	13.6	12.8	13.8	
	8	%	17.2	15.1	17.8	16.6	18.1	17.2	13.3	
	9	%	12.0	8.3	9.3	11.7	12.4	15.8	0.0	
	Care (10)	%	23.8	24.1	23.0	19.3	23.7	28.7	9.1	
Unsure	%	1.3	3.5	0.3	2.0	1.2	0.4	4.4		

How much do you care, if at all, about how Canada is viewed by the following countries or organizations? [RANDOMIZE]

			Which of the following is the highest level of education you have achieved?						
			Canada 2020-08	High school or less	Some college or university	Completed college	Completed university	Completed graduate studies	Refuse/No Answer
Question 14- NATO	Total	Unwgt N	1490	147	236	261	507	324	15
		Wgt N	1487	147	224	259	522	320	14
		Mean	7.1	6.9	6.8	7.1	7.3	7.4	
		Median	8.0	8.0	7.0	8.0	8.0	8.0	
		Do not care (0)	%	5.4	6.7	9.2	6.7	3.2	4.0
	1	%	1.2	3.6	0.6	0.5	1.2	0.9	
	2	%	2.1	3.4	0.9	3.1	2.5	1.0	
	3	%	2.5	0.5	5.2	0.7	2.5	3.1	
	4	%	2.7	4.8	2.9	2.5	3.1	1.0	
	5	%	8.4	7.1	5.4	12.4	7.7	9.0	
	6	%	7.1	4.9	5.9	5.2	8.1	8.3	
	7	%	16.0	15.5	20.5	11.7	17.3	14.9	
	8	%	18.3	14.4	15.6	19.1	18.5	21.5	
	9	%	11.7	4.8	13.3	13.9	11.7	12.2	
	Care (10)	%	22.8	28.1	19.5	22.0	23.1	23.4	
Unsure	%	1.7	6.4	1.0	2.0	1.2	0.7		



**2020-973 – Canadian Defence and Security Network – National Survey – Education – STAT SHEET**

How much do you care, if at all, about how Canada is viewed by the following countries or organizations? [RANDOMIZE]

			Which of the following is the highest level of education you have achieved?						
			Canada 2020-08	High school or less	Some college or university	Completed college	Completed university	Completed graduate studies	Refuse/No Answer
Question 15- Africa	Total	Unwgt N	1495	149	236	262	508	325	15
		Wgt N	1491	149	224	260	522	321	14
		Mean	6.0	5.6	5.7	5.8	6.0	6.5	
		Median	6.0	5.0	6.0	6.0	6.0	7.0	
	Do not care (0)	%	8.2	7.7	12.3	8.5	6.8	6.5	
		1	%	1.8	3.4	1.7	1.9	1.4	1.1
		2	%	3.2	4.5	2.7	5.3	2.7	2.2
		3	%	5.0	1.8	6.1	6.5	6.3	2.3
		4	%	5.6	9.5	3.5	5.0	6.1	5.1
		5	%	14.8	21.3	18.1	11.7	15.0	11.7
		6	%	12.4	9.7	7.3	14.7	13.2	13.5
		7	%	16.1	8.6	15.8	17.2	16.5	18.5
		8	%	13.0	9.6	11.8	10.5	13.4	17.6
		9	%	5.7	3.9	6.2	4.4	5.6	7.6
		Care (10)	%	12.3	13.4	13.4	11.9	11.4	13.4
		Unsure	%	1.9	6.7	1.0	2.4	1.5	0.4

How much do you care, if at all, about how Canada is viewed by the following countries or organizations? [RANDOMIZE]

			Which of the following is the highest level of education you have achieved?						
			Canada 2020-08	High school or less	Some college or university	Completed college	Completed university	Completed graduate studies	Refuse/No Answer
Question 16- China	Total	Unwgt N	1494	147	236	264	510	322	15
		Wgt N	1488	146	224	261	525	317	14
		Mean	5.0	5.2	5.1	4.4	5.0	5.4	
		Median	5.0	5.0	5.0	5.0	5.0	6.0	
	Do not care (0)	%	16.7	13.5	18.8	23.7	15.3	12.3	
		1	%	3.1	1.4	2.5	3.1	3.7	2.9
		2	%	6.1	6.6	4.8	6.8	7.1	4.6
		3	%	5.9	6.4	4.0	5.8	6.2	6.6
		4	%	6.3	7.7	5.5	7.0	6.5	5.2
		5	%	13.8	13.3	15.5	12.4	13.3	15.1
		6	%	10.7	9.9	8.8	11.3	10.7	12.5
		7	%	11.9	8.6	12.2	10.4	13.1	12.9
		8	%	10.3	10.4	13.6	8.2	9.7	11.2
		9	%	4.4	2.3	3.7	2.5	4.5	7.4
		Care (10)	%	9.3	13.4	10.1	8.2	9.2	7.8
		Unsure	%	1.4	6.6	0.6	0.6	0.8	1.4

**2020-973 – Canadian Defence and Security Network – National Survey – Education – STAT SHEET**

How much do you care, if at all, about how Canada is viewed by the following countries or organizations? [RANDOMIZE]

			Which of the following is the highest level of education you have achieved?						
			Canada 2020-08	High school or less	Some college or university	Completed college	Completed university	Completed graduate studies	Refuse/No Answer
Question 17- Latin America	Total	Unwgt N	1497	149	236	262	510	325	15
		Wgt N	1492	149	224	260	525	320	14
		Mean	6.2	5.9	6.0	6.2	6.3	6.4	
		Median	6.0	6.0	7.0	6.0	7.0	7.0	
		Do not care (0)	%	5.2	7.9	6.9	3.8	4.2	4.8
	1	%	1.4	3.3	1.7	1.4	0.6	1.1	
	2	%	2.2	3.9	3.3	2.3	1.8	1.3	
	3	%	4.1	2.7	5.5	3.5	4.5	3.7	
	4	%	5.9	5.4	6.8	7.0	6.0	4.3	
	5	%	13.5	12.9	12.9	14.6	14.6	11.6	
	6	%	16.9	16.6	11.6	18.5	17.5	18.0	
	7	%	19.9	14.1	19.5	19.2	21.3	21.9	
	8	%	12.5	7.2	12.6	12.6	12.9	14.1	
	9	%	5.5	5.5	6.7	3.3	4.5	7.9	
	Care (10)	%	11.3	15.0	10.9	11.8	11.2	9.9	
Unsure	%	1.7	5.4	1.5	2.0	0.7	1.3		

			Which of the following is the highest level of education you have achieved?						
			Canada 2020-08	High school or less	Some college or university	Completed college	Completed university	Completed graduate studies	Refuse/No Answer
Question 18- To what extent, if at all, do you think Canada faces international threats?	Total	Unwgt N	1500	149	236	264	509	327	15
		Wgt N	1493	148	224	261	523	321	14
		Mean	5.7	5.8	5.4	5.9	5.8	5.5	
		Median	6.0	6.0	5.0	6.0	6.0	6.0	
		Not at all (0)	%	2.7	4.0	3.8	3.1	1.6	3.2
	1	%	1.8	3.4	1.8	1.5	1.3	1.7	
	2	%	5.4	5.6	3.7	5.0	5.3	7.1	
	3	%	10.5	5.5	12.7	9.1	10.6	12.8	
	4	%	9.0	6.0	16.2	8.1	8.9	6.4	
	5	%	12.3	16.6	12.3	11.4	11.7	12.2	
	6	%	14.9	11.4	10.7	14.4	17.6	16.1	
	7	%	19.5	20.7	14.9	20.0	19.6	21.2	
	8	%	10.6	11.6	9.3	12.7	10.4	10.0	
	9	%	3.4	2.2	3.3	3.8	4.4	1.9	
	To a very high degree (10)	%	7.1	9.7	7.4	7.7	6.7	5.2	
Unsure	%	2.7	3.3	4.0	3.2	2.1	2.1		

**2020-973 – Canadian Defence and Security Network – National Survey – Education – STAT SHEET**

			Which of the following is the highest level of education you have achieved?						
			Canada 2020-08	High school or less	Some college or university	Completed college	Completed university	Completed graduate studies	Refuse/No Answer
Question 19- What is the most important international threat to Canada, if any, that concerns you? [OPEN]	Total	Unwgt N	1447	138	230	254	496	316	13
		Wgt N	1441	137	218	252	509	313	13
	China	%	21.7	19.0	20.5	26.9	24.1	16.0	
	Immigration/Illegal immigrants/border security	%	2.0	3.4	2.3	3.4	1.5	0.8	
	The US/Trump	%	17.5	11.9	18.2	14.6	17.1	22.3	
	Nothing	%	1.3	1.1	2.8	1.3	0.6	1.5	
	Virus/Biological threats/pandemics	%	3.8	7.8	3.8	3.0	3.4	3.5	
	Russia	%	1.7	1.9	0.6	0.8	2.6	1.7	
	Climate change/the environment	%	5.8	2.7	5.8	2.3	6.4	9.1	
	Foreign acquisition of land/natural resources	%	1.0	1.5	2.2	0.3	0.5	1.3	
	Trade wars	%	6.7	5.9	7.4	6.4	7.4	5.7	
	Terrorism	%	7.1	7.6	6.9	7.9	6.7	6.7	
	Arctic sovereignty	%	1.9	1.7	2.6	2.4	1.7	1.5	
	Nuclear weapons	%	0.8	2.4	0.0	0.7	0.9	0.6	
	Economic collapse	%	2.5	2.1	4.4	2.0	2.8	1.5	
	Cyber attacks	%	10.1	8.1	7.0	12.1	9.6	12.6	
	Water supply/Food safety	%	0.7	2.1	0.4	0.3	0.7	0.9	
	War/weapons/bombs	%	0.8	3.5	0.3	0.6	0.5	0.4	
	Losing power/influence on the international stage	%	0.2	0.0	0.3	0.6	0.1	0.3	
	Extremism	%	0.9	1.5	0.7	1.3	0.6	0.8	
	Espionage/interference from other countries	%	2.5	2.2	1.9	2.2	3.1	2.4	
	Other	%	3.4	7.3	3.9	2.7	3.2	2.1	
	North Korea	%	0.2	0.0	0.4	0.6	0.1	0.0	
	Middle East	%	0.6	0.0	1.2	1.8	0.1	0.2	
	Tense diplomatic relations/loss of diplomatic relations/being caught between US/China problems	%	2.9	1.2	3.0	2.0	2.6	4.8	
	Not being self-sufficient, losing industries to other countries	%	0.9	0.0	0.0	0.9	1.1	1.0	
	Threats to Canada's democracy (i.e. communism, totalitarianism, socialism, populism)	%	2.0	1.0	1.5	2.0	2.2	2.0	
	Unsure	%	1.0	4.2	1.9	0.9	0.3	0.4	

**2020-973 – Canadian Defence and Security Network – National Survey – Education – STAT SHEET**

			Which of the following is the highest level of education you have achieved?						
			Canada 2020-08	High school or less	Some college or university	Completed college	Completed university	Completed graduate studies	Refuse/No Answer
Question 20- What is the second most important international threat to Canada, if any, that concerns you? [OPEN]	Total	Unwgt N	1352	126	214	237	463	301	11
		Wgt N	1348	123	203	235	477	299	11
	China	%	11.8	12.6	9.5	9.9	11.2	15.0	19.7
	Immigration/Illegal immigrants/border security	%	4.2	7.6	3.6	9.3	2.0	2.4	
	The US/Trump	%	13.7	8.3	12.7	14.5	16.1	12.9	
	Nothing	%	2.5	2.3	3.3	1.8	2.1	3.5	
	Virus/Biological threats/pandemics	%	4.8	5.8	4.8	5.1	5.2	3.6	
	Russia	%	3.4	2.7	6.1	5.1	2.1	2.5	
	Climate change/the environment	%	5.3	3.7	4.2	2.6	6.3	7.3	
	Foreign acquisition of land/natural resources	%	2.1	0.0	2.0	3.4	2.3	1.9	
	Trade wars	%	9.4	8.2	8.4	7.7	10.8	10.2	
	Terrorism	%	6.2	8.2	4.3	6.5	6.2	6.5	
	Arctic sovereignty	%	2.2	1.3	1.5	2.8	3.6	0.5	
	Nuclear weapons	%	0.6	0.7	0.0	0.0	1.0	0.7	
	Economic collapse	%	4.8	6.9	3.3	3.2	4.6	6.3	
	Cyber attacks	%	5.6	5.3	5.0	5.3	6.7	4.8	
	Water supply/Food safety	%	0.4	1.2	1.0	0.3	0.0	0.3	
	War/weapons/bombs	%	2.6	3.4	4.4	2.3	2.6	1.5	
	Losing power/influence on the international stage	%	1.0	0.0	1.4	0.8	0.6	1.9	
	Extremism	%	3.0	0.7	2.8	4.0	2.9	3.6	
	Espionage/interference from other countries	%	3.3	0.6	4.0	2.7	3.7	3.6	
	Other	%	6.5	10.9	7.9	5.4	6.0	4.2	
	North Korea	%	0.9	0.0	2.0	1.2	0.9	0.2	
	Middle East	%	0.5	0.0	0.0	0.7	0.7	0.6	
	Tense diplomatic relations/loss of diplomatic relations/being caught between US/China problems	%	1.5	2.6	0.9	1.8	1.5	1.2	
	Not being self-sufficient, losing industries to other countries	%	1.2	1.9	1.6	1.0	0.5	1.8	
	55.00	%	0.1	0.0	0.0	0.6	0.0	0.0	
	Unsure	%	2.5	5.5	5.3	2.1	0.5	3.1	



2020-973 – Canadian Defence and Security Network – National Survey – Education – STAT SHEET

			Which of the following is the highest level of education you have achieved?						
			Canada 2020-08	High school or less	Some college or university	Completed college	Completed university	Completed graduate studies	Refuse/No Answer
Question 21- What do you think are the greatest international threats Canada will face, if any, in 10 years? [OPEN]	Total	Unwgt N	1341	127	214	235	460	293	12
		Wgt N	1338	123	204	233	474	292	12
	China	%	14.6	9.3	14.1	18.0	16.7	11.8	
	Immigration/Illegal immigrants/border security	%	3.8	6.9	4.1	4.7	2.0	4.9	
	The US/Trump	%	6.9	4.4	7.8	6.7	6.7	7.8	
	Nothing	%	1.5	2.8	1.8	0.7	1.3	1.7	
	Virus/Biological threats/pandemics	%	4.2	6.0	6.1	6.9	2.2	3.2	
	Russia	%	1.2	0.8	0.8	1.8	1.3	1.2	
	Climate change/the environment	%	13.4	9.3	13.7	5.4	15.2	18.6	
	Foreign acquisition of land/natural resources	%	1.9	2.3	2.5	3.3	1.3	1.2	
	Trade wars	%	5.6	10.5	6.1	6.1	4.3	5.2	
	Terrorism	%	4.8	2.9	3.9	5.6	4.6	6.0	
	Arctic sovereignty	%	2.0	1.6	1.3	3.2	2.7	0.5	
	Nuclear weapons	%	0.8	2.3	0.3	1.4	0.3	0.7	
	Economic collapse	%	3.8	2.0	4.7	4.3	3.7	3.5	
	Cyber attacks	%	7.9	8.1	6.4	7.9	8.1	8.6	
	Water supply/Food safety	%	2.7	2.4	2.2	1.6	3.4	2.7	
	War/weapons/bombs	%	2.1	3.8	1.0	3.3	1.8	1.3	
	Losing power/influence on the international stage	%	1.3	0.0	1.5	1.6	1.0	1.6	
	Extremism	%	1.2	0.5	0.6	1.5	1.2	1.6	
	Espionage/interference from other countries	%	1.5	2.1	0.5	1.1	2.0	1.4	
	Other	%	4.9	5.1	4.9	4.3	6.2	2.3	
	North Korea	%	0.1	0.0	0.4	0.0	0.2	0.0	
	Middle East	%	0.9	0.5	2.0	0.3	1.0	0.6	
	Tense diplomatic relations/loss of diplomatic relations/being caught between US/China problems	%	4.2	4.8	4.8	2.6	4.0	5.0	
	Not being self-sufficient, losing industries to other countries	%	1.6	1.6	1.0	1.2	2.0	1.5	
	Threats to Canada's democracy (i.e. communism, totalitarianism, socialism, populism)	%	2.1	0.0	2.5	2.0	2.4	2.1	
	Unsure	%	5.1	9.9	4.9	4.5	4.5	4.7	

**2020-973 – Canadian Defence and Security Network – National Survey – Education – STAT SHEET**

			Which of the following is the highest level of education you have achieved?						
			Canada 2020-08	High school or less	Some college or university	Completed college	Completed university	Completed graduate studies	Refuse/No Answer
Question 22- In your opinion, what's the most appropriate role for the Canadian Armed Forces?	Total	Unwgt N	1452	144	228	253	494	318	15
		Wgt N	1449	142	217	251	508	316	14
	Peacekeeping	%	39.8	33.0	42.7	35.4	41.3	42.3	
	Defend Canada (Canadian territory, airspace, and waters)/protecting Canadians	%	34.5	42.7	34.4	42.6	33.5	26.2	
	None/Remain neutral	%	1.1	2.7	1.0	0.6	0.6	1.9	
	Humanitarian aid/disaster relief	%	5.4	6.1	3.4	6.1	4.5	7.5	
	Support NATO missions/allies	%	6.9	7.2	6.1	4.3	7.3	8.6	
	Focus on helping Canadians in Canada	%	6.6	3.5	4.7	8.3	7.6	6.5	
	Fight/be well trained	%	2.0	2.0	3.7	0.5	1.7	2.0	
	Other	%	2.6	2.8	2.9	0.6	2.3	4.1	
	Unsure	%	1.0	0.0	1.1	1.4	1.2	0.9	

**In your opinion, how important, if at all, should the following priorities be for the Canadian Armed Forces? [RANDOMIZE]**

			Which of the following is the highest level of education you have achieved?						
			Canada 2020-08	High school or less	Some college or university	Completed college	Completed university	Completed graduate studies	Refuse/No Answer
Question 23- Defend Canadian territory, airspace, and waters	Total	Unwgt N	1502	149	236	263	511	328	15
		Wgt N	1496	149	224	260	525	323	14
		Mean	8.8	9.2	8.8	9.0	8.7	8.4	
		Median	10.0	10.0	10.0	10.0	10.0	9.0	
	Not at all important (0)	%	0.3	0.3	0.3	0.4	0.3	0.3	
	1	%	0.5	0.7	0.3	0.4	0.4	0.7	
	2	%	0.8	0.0	0.9	0.6	0.7	1.4	
	3	%	1.4	0.0	1.0	1.5	2.2	0.9	
	4	%	1.0	2.3	0.0	0.5	1.5	0.6	
	5	%	3.9	0.5	3.8	2.8	3.2	7.8	
	6	%	3.7	0.6	3.7	3.1	4.5	4.4	
	7	%	8.2	4.4	9.2	7.8	6.9	11.5	
	8	%	11.2	13.4	10.6	7.7	13.0	11.0	
	9	%	12.9	12.2	12.3	11.7	14.2	12.7	
Very important (10)	%	55.6	63.6	56.1	63.5	52.8	48.6		
Unsure	%	0.6	1.9	1.8	0.0	0.2	0.2		

**2020-973 – Canadian Defence and Security Network – National Survey – Education – STAT SHEET**

In your opinion, how important, if at all, should the following priorities be for the Canadian Armed Forces? [RANDOMIZE]

			Which of the following is the highest level of education you have achieved?						
			Canada 2020-08	High school or less	Some college or university	Completed college	Completed university	Completed graduate studies	Refuse/No Answer
Question 24- Protect the safety of Canadian citizens	Total	Unwgt N	1496	148	236	263	509	325	15
		Wgt N	1491	148	224	260	523	320	14
		Mean	8.8	9.3	9.0	9.0	8.7	8.6	
		Median	10.0	10.0	10.0	10.0	10.0	10.0	
		Not at all important (0)	%	0.2	0.0	0.0	0.4	0.5	0.0
	1	%	0.4	0.0	0.4	0.2	0.4	0.3	
	2	%	0.6	0.0	0.6	0.0	0.3	1.9	
	3	%	1.1	0.0	0.6	0.5	1.5	1.6	
	4	%	1.5	0.5	0.4	2.2	2.2	0.8	
	5	%	3.0	0.6	2.8	3.4	3.1	3.8	
	6	%	3.7	1.6	4.8	1.9	3.4	5.6	
	7	%	7.9	7.8	4.8	4.6	9.8	10.2	
	8	%	12.2	11.0	12.1	11.7	13.6	11.5	
	9	%	12.9	14.6	12.4	13.9	12.6	12.5	
		Very important (10)	%	55.9	63.3	59.9	61.1	51.6	51.1
	Unsure	%	0.7	0.6	1.2	0.0	0.9	0.6	

In your opinion, how important, if at all, should the following priorities be for the Canadian Armed Forces? [RANDOMIZE]

			Which of the following is the highest level of education you have achieved?						
			Canada 2020-08	High school or less	Some college or university	Completed college	Completed university	Completed graduate studies	Refuse/No Answer
Question 25- Contribute to international security	Total	Unwgt N	1497	149	235	262	509	327	15
		Wgt N	1491	148	223	259	523	322	14
		Mean	7.2	7.4	7.1	7.1	7.2	7.3	
		Median	8.0	8.0	8.0	8.0	7.0	8.0	
		Not at all important (0)	%	1.5	1.9	3.2	1.8	0.6	1.0
	1	%	1.1	2.0	0.0	1.2	0.9	1.7	
	2	%	2.2	3.7	2.8	1.8	1.7	1.9	
	3	%	3.7	4.1	3.5	4.3	3.5	3.8	
	4	%	3.5	1.1	3.8	4.2	4.3	2.3	
	5	%	9.2	9.2	8.0	11.4	8.6	9.4	
	6	%	10.5	6.0	10.5	9.5	12.6	9.8	
	7	%	16.7	14.6	14.0	14.3	19.5	17.0	
	8	%	19.3	17.6	20.9	18.9	20.5	17.3	
	9	%	11.1	9.1	9.6	14.2	10.5	12.1	
		Very important (10)	%	20.3	28.8	20.5	18.2	17.2	23.2
	Unsure	%	0.9	1.9	3.4	0.2	0.2	0.5	

**2020-973 – Canadian Defence and Security Network – National Survey – Education – STAT SHEET**

In your opinion, how important, if at all, should the following priorities be for the Canadian Armed Forces? [RANDOMIZE]

			Which of the following is the highest level of education you have achieved?						
			Canada 2020-08	High school or less	Some college or university	Completed college	Completed university	Completed graduate studies	Refuse/No Answer
Question 26- Help Canadian authorities with crises at home	Total	Unwgt N	1501	149	236	263	511	327	15
		Wgt N	1495	149	224	260	525	322	14
		Mean	8.1	8.5	8.1	8.5	8.0	7.9	
		Median	9.0	9.0	9.0	9.0	8.0	9.0	
		Not at all important (0)	%	1.2	1.0	0.3	0.7	1.4	2.1
	1	%	0.9	0.7	0.4	0.6	0.6	1.3	
	2	%	1.0	1.1	1.3	0.3	1.0	1.3	
	3	%	2.2	0.0	3.5	0.7	2.3	2.8	
	4	%	2.2	2.9	1.2	0.5	3.2	2.2	
	5	%	5.1	4.2	4.4	3.8	6.2	5.3	
	6	%	6.1	4.6	8.2	6.5	4.9	7.3	
	7	%	10.8	10.1	10.3	9.6	11.5	11.3	
	8	%	17.1	9.9	17.0	19.5	19.2	15.6	
	9	%	13.6	15.7	12.4	12.9	12.6	16.3	
		Very important (10)	%	39.1	47.3	38.3	44.6	37.1	33.8
	Unsure	%	0.8	2.5	2.5	0.3	0.0	0.6	

In your opinion, how important, if at all, should the following priorities be for the Canadian Armed Forces? [RANDOMIZE]

			Which of the following is the highest level of education you have achieved?						
			Canada 2020-08	High school or less	Some college or university	Completed college	Completed university	Completed graduate studies	Refuse/No Answer
Question 27- Defence cooperation with allies	Total	Unwgt N	1497	149	234	263	510	326	15
		Wgt N	1492	149	222	261	525	321	14
		Mean	7.5	7.7	7.6	7.6	7.4	7.4	
		Median	8.0	8.0	8.0	8.0	8.0	8.0	
		Not at all supportive (0)	%	1.9	1.4	1.0	1.7	1.5	3.5
	1	%	0.7	2.2	0.0	0.7	0.2	1.2	
	2	%	1.5	0.4	1.6	1.3	2.1	0.9	
	3	%	2.4	1.6	2.5	1.9	2.6	3.1	
	4	%	2.8	2.4	1.4	3.9	3.1	2.7	
	5	%	8.6	10.1	11.3	8.8	8.7	5.7	
	6	%	10.1	4.6	9.2	9.5	12.4	10.3	
	7	%	15.1	12.0	15.9	13.7	16.4	14.8	
	8	%	17.4	20.0	16.0	15.2	18.0	17.9	
	9	%	12.7	12.1	13.5	14.0	12.2	12.2	
		Very supportive (10)	%	24.8	30.7	26.2	28.5	22.0	23.3
	Unsure	%	1.9	2.5	1.6	0.9	0.9	4.5	



**2020-973 – Canadian Defence and Security Network – National Survey – Education – STAT SHEET**

In your opinion, how important, if at all, should the following priorities be for the Canadian Armed Forces? [RANDOMIZE]

			Which of the following is the highest level of education you have achieved?							
			Canada 2020-08	High school or less	Some college or university	Completed college	Completed university	Completed graduate studies	Refuse/No Answer	
Question 28- Having the Canadian Air force involved in air strikes	Total	Unwgt N	1498	148	236	263	510	326	15	
		Wgt N	1492	147	224	261	525	321	14	
		Mean	4.6	5.3	4.6	5.3	4.4	4.0		
		Median	5.0	5.0	5.0	6.0	5.0	4.0		
		Not at all supportive (0)	%	14.3	10.6	13.8	11.4	15.3	16.8	
	1	%	5.9	2.5	7.3	4.4	5.8	7.8		
	2	%	5.8	3.4	5.4	2.6	6.3	9.2		
	3	%	9.7	7.8	8.2	7.5	12.5	9.1		
	4	%	6.8	6.2	7.1	5.4	7.7	6.4		
	5	%	13.8	17.5	14.1	12.7	11.8	16.7		
	6	%	10.6	9.7	10.4	14.2	11.3	6.8		
	7	%	9.7	12.7	7.5	12.4	7.8	10.2		
	8	%	7.7	8.6	7.2	11.4	7.5	4.6		
	9	%	4.4	4.7	5.0	5.7	4.3	2.9		
		Very supportive (10)	%	6.3	8.9	7.4	8.0	6.2	3.4	
	Unsure	%	5.0	7.3	6.5	4.3	3.5	6.1		

In your opinion, how important, if at all, should the following priorities be for the Canadian Armed Forces? [RANDOMIZE]

			Which of the following is the highest level of education you have achieved?							
			Canada 2020-08	High school or less	Some college or university	Completed college	Completed university	Completed graduate studies	Refuse/No Answer	
Question 29- Having the Canadian Army fighting on the ground	Total	Unwgt N	1495	149	233	262	510	326	15	
		Wgt N	1490	149	222	260	525	320	14	
		Mean	4.9	5.7	4.7	5.6	4.7	4.3		
		Median	5.0	6.0	5.0	6.0	5.0	4.0		
		Not at all supportive (0)	%	10.9	8.8	11.1	8.4	12.6	11.2	
	1	%	4.9	1.9	6.9	3.9	4.8	6.1		
	2	%	6.1	3.4	5.0	4.2	5.7	10.1		
	3	%	9.2	5.0	8.5	4.2	11.1	12.6		
	4	%	8.0	6.9	11.4	5.6	7.6	8.9		
	5	%	14.7	17.1	14.6	14.9	14.3	13.5		
	6	%	10.8	12.1	10.3	14.6	10.8	7.8		
	7	%	10.9	8.9	7.1	15.3	10.6	11.6		
	8	%	8.1	12.3	5.2	10.4	8.7	4.9		
	9	%	3.0	5.0	4.1	1.4	3.1	2.7		
		Very supportive (10)	%	8.3	12.4	9.1	12.9	6.7	4.4	
	Unsure	%	5.1	6.3	6.8	4.0	4.1	6.2		

**2020-973 – Canadian Defence and Security Network – National Survey – Education – STAT SHEET**

In your opinion, how important, if at all, should the following priorities be for the Canadian Armed Forces? [RANDOMIZE]

			Which of the following is the highest level of education you have achieved?							
			Canada 2020-08	High school or less	Some college or university	Completed college	Completed university	Completed graduate studies	Refuse/No Answer	
Question 30- Having the Canadian Navy fight at sea	Total	Unwgt N	1494	147	236	262	508	326	15	
		Wgt N	1489	147	224	259	522	322	14	
		Mean	5.2	5.8	5.0	5.8	5.1	4.6		
		Median	5.0	6.0	5.0	6.0	5.0	5.0		
		Not at all supportive (0)	%	10.2	9.9	9.6	7.4	11.7	10.8	
	1	%	4.6	2.5	5.6	3.8	3.6	7.3		
	2	%	5.7	2.0	5.4	4.7	5.2	9.1		
	3	%	7.9	4.5	6.2	6.0	8.9	10.4		
	4	%	7.1	4.7	9.7	4.0	9.2	5.4		
	5	%	14.1	14.7	17.7	13.0	13.5	13.4		
	6	%	11.2	12.2	9.2	15.3	10.0	11.1		
	7	%	10.4	14.9	9.0	12.1	8.7	10.7		
	8	%	9.9	15.2	6.5	11.5	11.1	6.5		
	9	%	4.5	4.3	3.6	4.9	5.3	3.3		
		Very supportive (10)	%	9.1	9.6	9.9	13.9	7.8	5.9	
	Unsure	%	5.3	5.3	7.7	3.4	4.9	6.1		

In your opinion, how important, if at all, should the following priorities be for the Canadian Armed Forces? [RANDOMIZE]

			Which of the following is the highest level of education you have achieved?							
			Canada 2020-08	High school or less	Some college or university	Completed college	Completed university	Completed graduate studies	Refuse/No Answer	
Question 31- Deploying special forces to train and assist foreign fighters	Total	Unwgt N	1497	147	236	263	509	327	15	
		Wgt N	1492	147	224	261	524	322	14	
		Mean	5.7	6.2	5.7	6.1	5.6	5.5		
		Median	6.0	6.0	6.0	7.0	6.0	6.0		
		Not at all supportive (0)	%	8.2	8.0	10.2	6.2	7.8	8.5	
	1	%	3.0	2.4	1.5	3.5	2.5	4.9		
	2	%	4.1	1.7	3.3	4.6	5.8	2.5		
	3	%	6.5	5.2	6.7	4.2	7.0	8.1		
	4	%	6.1	5.3	6.2	6.5	5.4	7.5		
	5	%	14.0	16.1	17.2	12.3	14.7	11.7		
	6	%	11.7	11.2	9.9	11.4	11.6	13.8		
	7	%	13.1	11.6	11.8	12.3	14.7	12.0		
	8	%	12.4	11.3	9.7	17.3	11.6	12.0		
	9	%	7.1	7.8	9.5	8.0	7.3	4.2		
		Very supportive (10)	%	10.5	16.6	10.5	12.4	8.4	9.6	
	Unsure	%	3.4	2.9	3.5	1.4	3.4	5.1		

**2020-973 – Canadian Defence and Security Network – National Survey – Education – STAT SHEET**

In your opinion, how important, if at all, should the following priorities be for the Canadian Armed Forces? [RANDOMIZE]

			Which of the following is the highest level of education you have achieved?						
			Canada 2020-08	High school or less	Some college or university	Completed college	Completed university	Completed graduate studies	Refuse/No Answer
Question 32- United Nations peacekeeping missions	Total	Unwgt N	1500	148	236	263	511	327	15
		Wgt N	1495	148	224	261	525	322	14
		Mean	7.5	7.3	7.4	7.4	7.6	7.9	
		Median	8.0	8.0	8.0	8.0	8.0	9.0	
		Not at all supportive (0)	%	4.3	4.1	5.3	6.3	3.4	3.8
	1	%	1.6	3.3	2.1	0.6	1.0	1.6	
	2	%	2.3	2.0	1.9	1.7	2.9	2.3	
	3	%	2.8	4.9	3.7	3.2	2.6	0.8	
	4	%	2.3	2.6	1.4	2.9	2.6	1.5	
	5	%	5.9	6.4	7.0	8.2	5.1	4.4	
	6	%	5.8	5.9	4.9	5.9	6.4	5.7	
	7	%	10.1	5.3	10.1	10.2	11.4	10.0	
	8	%	18.5	23.5	17.3	14.4	20.6	17.1	
	9	%	13.0	10.1	15.2	13.8	13.5	11.7	
		Very supportive (10)	%	32.1	30.5	29.8	32.5	29.8	38.0
	Unsure	%	1.4	1.5	1.3	0.3	0.8	3.1	

In your opinion, how important, if at all, should the following priorities be for the Canadian Armed Forces? [RANDOMIZE]

			Which of the following is the highest level of education you have achieved?						
			Canada 2020-08	High school or less	Some college or university	Completed college	Completed university	Completed graduate studies	Refuse/No Answer
Question 33- Participating in natural disaster relief abroad	Total	Unwgt N	1493	147	235	261	509	326	15
		Wgt N	1488	147	224	258	522	322	14
		Mean	7.8	7.6	7.7	7.9	7.7	8.0	
		Median	8.0	8.0	8.0	8.0	8.0	9.0	
		Not at all supportive (0)	%	1.6	2.6	1.5	1.0	1.1	2.2
	1	%	1.4	2.9	1.0	0.9	1.3	1.7	
	2	%	1.5	1.9	1.6	0.3	2.2	1.0	
	3	%	1.5	2.3	2.3	1.6	1.2	1.1	
	4	%	3.0	3.4	3.7	1.8	3.0	3.5	
	5	%	6.0	6.7	7.6	6.7	5.6	4.7	
	6	%	7.5	7.3	6.9	6.5	10.5	4.5	
	7	%	13.0	12.9	12.2	14.1	13.2	12.0	
	8	%	18.8	11.3	18.6	24.1	20.1	14.9	
	9	%	13.2	14.2	11.2	15.0	12.7	13.8	
		Very supportive (10)	%	31.7	33.2	33.3	27.6	28.4	39.3
	Unsure	%	0.8	1.5	0.3	0.5	0.7	1.3	



**2020-973 – Canadian Defence and Security Network – National Survey – Education – STAT SHEET**

In your opinion, how important, if at all, should the following priorities be for the Canadian Armed Forces? [RANDOMIZE]

			Which of the following is the highest level of education you have achieved?						
			Canada 2020-08	High school or less	Some college or university	Completed college	Completed university	Completed graduate studies	Refuse/No Answer
Question 34- Conducting cyber operations	Total	Unwgt N	1490	148	235	261	508	323	15
		Wgt N	1486	148	224	259	523	317	14
		Mean	7.4	7.7	7.5	7.7	7.2	7.4	
		Median	8.0	8.0	8.0	8.0	8.0	8.0	
		Not at all supportive (0)	%	2.9	1.7	1.7	2.7	3.6	3.2
	1	%	1.0	0.4	0.6	0.0	0.8	2.6	
	2	%	2.0	2.5	2.1	1.6	2.6	1.3	
	3	%	2.3	1.1	3.1	2.2	2.5	2.3	
	4	%	3.3	1.0	4.6	3.0	4.4	2.0	
	5	%	7.7	6.6	7.7	6.0	9.0	7.1	
	6	%	7.6	8.2	6.9	7.8	8.7	5.7	
	7	%	11.5	13.3	11.9	9.7	10.3	14.0	
	8	%	15.4	19.9	13.2	16.4	14.9	14.9	
	9	%	10.8	9.4	11.3	11.6	10.4	10.8	
		Very supportive (10)	%	27.2	26.5	28.6	29.0	26.0	27.4
	Unsure	%	8.3	9.5	8.4	10.0	6.7	8.7	



**2020-973 – Canadian Defence and Security Network – National Survey – Education – STAT SHEET**

			Which of the following is the highest level of education you have achieved?						
			Canada 2020-08	High school or less	Some college or university	Completed college	Completed university	Completed graduate studies	Refuse/No Answer
Question 35- When you think of the Canadian Armed Forces, what comes to mind? [OPEN]	Total	Unwgt N	1429	137	226	249	491	313	13
		Wgt N	1418	134	216	246	501	310	12
	Peacekeeping	%	20.5	23.1	16.5	18.3	19.9	25.3	
	Protection/security	%	8.9	15.3	8.2	13.2	8.9	3.4	
	Young men and women	%	1.6	1.8	3.2	2.3	0.7	1.3	
	Bravery/strength/heroes	%	5.3	5.4	9.9	5.0	4.3	3.4	
	Dedication/loyalty	%	1.5	1.6	0.3	0.6	2.6	1.2	
	Underfunded/lack of resources	%	6.2	3.0	7.0	5.3	7.8	5.1	
	Afghanistan	%	1.3	0.5	0.0	2.4	1.0	2.0	
	Well-trained/competent/professional	%	6.5	5.6	8.8	6.8	4.9	6.9	
	Weak/ineffective	%	3.2	1.6	2.0	3.6	4.5	2.2	
	Pride/patriotism	%	4.4	4.4	6.8	2.3	4.5	4.3	
	Deployment overseas/fighting abroad/wars	%	1.5	3.9	1.4	0.8	1.9	0.6	
	Small in size	%	3.6	2.3	1.2	4.2	4.1	4.8	
	Support given in Quebec for COVID	%	1.1	0.0	0.0	0.8	1.7	1.8	
	Old/outdated equipment	%	3.5	5.5	4.5	5.2	2.4	2.3	
	Obsolete/no longer needed	%	1.5	0.8	2.4	1.3	1.7	1.2	
	Underutilized	%	0.6	0.0	1.3	0.4	0.7	0.4	
	Veterans/mistreatment of veterans	%	1.1	0.0	1.1	0.4	1.3	1.8	
	History/tradition/previous World Wars	%	3.0	2.8	3.1	1.7	3.1	3.9	
	Someone I know/my experience	%	0.8	0.6	0.5	0.8	1.1	0.6	
	Other	%	5.9	6.8	5.9	5.2	6.1	5.2	
	Army/Navy/Airforce	%	3.3	3.4	5.4	4.2	2.7	2.1	
	Humanitarian aid/disaster relief	%	5.5	7.0	2.3	7.0	6.2	4.8	
	Sacrifice/casualties	%	0.7	0.0	1.0	0.4	0.8	0.8	
	Culture of harassment/abuse	%	1.3	0.0	1.2	0.6	1.6	2.0	
	Violence	%	0.2	0.0	0.0	0.0	0.5	0.3	
	Good ally/respected	%	2.0	1.0	0.9	2.3	1.8	3.3	
	Military base	%	0.6	0.6	0.7	0.6	0.1	1.3	
	Cost/expensive	%	0.7	0.0	0.6	0.9	0.5	1.3	
	Remembrance Day	%	0.2	0.0	0.7	0.3	0.2	0.0	
	Nothing	%	0.9	0.0	0.4	0.3	0.3	3.0	
	Airplanes/Snowbirds	%	0.9	1.4	0.6	0.8	0.8	0.5	
	Essential/important	%	0.2	0.5	0.0	0.0	0.4	0.0	
	Rigid/bureaucracy	%	0.8	0.0	0.3	0.8	0.6	1.7	
	Unsure	%	0.9	1.1	1.7	1.2	0.2	1.4	

**2020-973 – Canadian Defence and Security Network – National Survey – Education – STAT SHEET**

Thinking about the Canadian Armed Forces, would you say they are on the right track or the wrong track in the following areas? [RANDOMIZE]

			Which of the following is the highest level of education you have achieved?						
			Canada 2020-08	High school or less	Some college or university	Completed college	Completed university	Completed graduate studies	Refuse/No Answer
Question 36- Inclusion of gender	Total	Unwgt N	1500	149	235	264	511	326	15
		Wgt N	1494	149	224	261	525	321	14
		Mean	6.5	6.9	6.8	6.7	6.6	6.1	
		Median	7.0	7.0	7.0	7.0	7.0	6.0	
	On the wrong track (0)	%	3.8	3.4	3.1	3.5	4.2	3.3	
	1	%	1.2	0.0	0.6	2.6	1.0	1.6	
	2	%	2.8	2.1	4.5	2.0	1.9	4.0	
	3	%	4.1	2.2	2.9	5.2	3.6	5.7	
	4	%	4.6	5.0	5.3	4.1	4.5	4.6	
	5	%	10.4	13.1	11.0	11.7	9.2	10.0	
	6	%	8.6	8.6	6.6	8.9	9.1	8.6	
	7	%	11.7	9.2	12.2	8.0	13.4	13.5	
	8	%	10.9	13.2	8.4	13.6	11.1	9.1	
	9	%	5.5	5.8	6.4	5.2	5.8	4.5	
	On the right track (10)	%	16.1	18.9	20.9	20.5	14.6	10.4	
Unsure	%	20.3	18.5	18.1	14.9	21.6	24.8		

Thinking about the Canadian Armed Forces, would you say they are on the right track or the wrong track in the following areas? [RANDOMIZE]

			Which of the following is the highest level of education you have achieved?						
			Canada 2020-08	High school or less	Some college or university	Completed college	Completed university	Completed graduate studies	Refuse/No Answer
Question 37- Inclusion of Indigenous people	Total	Unwgt N	1497	147	235	263	509	328	15
		Wgt N	1492	148	224	260	523	323	14
		Mean	5.9	6.6	6.2	5.9	5.9	5.4	
		Median	6.0	7.0	6.0	6.0	6.0	5.0	
	On the wrong track (0)	%	3.4	2.5	2.9	3.5	3.1	4.5	
	1	%	2.1	2.2	1.0	1.9	2.6	2.4	
	2	%	3.5	0.7	4.1	3.3	3.9	4.0	
	3	%	7.5	6.7	5.8	9.1	7.3	8.2	
	4	%	4.6	0.5	5.9	6.4	3.8	5.4	
	5	%	10.5	12.6	9.6	10.3	10.0	11.3	
	6	%	7.8	11.0	9.0	7.5	6.5	7.8	
	7	%	8.0	13.4	7.5	8.5	7.3	7.1	
	8	%	6.6	7.3	6.4	5.8	7.5	5.5	
	9	%	2.7	2.8	3.9	3.0	2.4	2.1	
	On the right track (10)	%	13.3	18.0	14.6	15.0	12.8	9.4	
Unsure	%	29.9	22.3	29.2	25.8	32.9	32.3		

**2020-973 – Canadian Defence and Security Network – National Survey – Education – STAT SHEET**

Thinking about the Canadian Armed Forces, would you say they are on the right track or the wrong track in the following areas? [RANDOMIZE]

			Which of the following is the highest level of education you have achieved?						
			Canada 2020-08	High school or less	Some college or university	Completed college	Completed university	Completed graduate studies	Refuse/No Answer
Question 38- Inclusion of visible minorities	Total	Unwgt N	1498	147	234	264	511	327	15
		Wgt N	1493	147	223	261	525	322	14
		Mean	6.4	6.9	6.7	6.5	6.5	6.0	7.0
		Median	7.0	7.0	7.0	7.0	7.0	6.0	9.0
	On the wrong track (0)	%	3.1	2.2	2.1	3.4	3.3	3.5	10.4
	1	%	1.3	0.7	0.0	2.2	0.9	2.2	0.0
	2	%	2.3	0.5	2.4	1.8	2.9	2.7	0.0
	3	%	4.8	5.7	3.4	6.4	2.7	7.8	0.0
	4	%	4.4	3.1	5.6	4.6	4.7	3.4	4.7
	5	%	9.9	12.4	11.4	9.0	9.7	9.0	7.0
	6	%	8.3	10.0	8.4	8.0	8.3	8.0	0.0
	7	%	11.3	10.8	11.9	13.1	11.2	10.2	0.0
	8	%	10.6	14.5	10.7	11.9	9.7	9.0	10.4
	9	%	3.6	3.7	3.7	3.7	4.0	2.2	12.4
	On the right track (10)	%	14.4	18.5	15.1	16.1	13.5	11.9	21.4
Unsure	%	26.1	18.1	25.3	19.9	29.1	30.0	33.7	

Thinking about the Canadian Armed Forces, would you say they are on the right track or the wrong track in the following areas? [RANDOMIZE]

			Which of the following is the highest level of education you have achieved?						
			Canada 2020-08	High school or less	Some college or university	Completed college	Completed university	Completed graduate studies	Refuse/No Answer
Question 39- Inclusion of members of the LGBTQ community	Total	Unwgt N	1499	149	235	263	510	327	15
		Wgt N	1493	149	224	260	524	322	14
		Mean	5.8	6.4	6.1	5.8	5.8	5.2	
		Median	6.0	7.0	6.0	6.0	6.0	5.0	
	On the wrong track (0)	%	5.4	4.5	5.0	6.5	5.1	5.3	
	1	%	2.7	0.8	1.9	3.1	2.0	4.9	
	2	%	4.2	3.2	3.1	3.0	4.5	5.9	
	3	%	5.5	4.2	3.1	8.0	5.2	6.3	
	4	%	4.5	4.2	5.4	3.9	4.9	3.9	
	5	%	8.4	10.2	10.5	8.8	7.8	7.2	
	6	%	8.1	7.9	6.7	10.1	7.9	8.1	
	7	%	7.9	11.2	11.3	7.1	6.3	7.6	
	8	%	6.6	6.6	4.9	7.4	7.1	6.5	
	9	%	2.8	3.0	3.0	3.2	3.5	1.0	
	On the right track (10)	%	12.6	17.3	14.1	15.0	11.5	8.9	
Unsure	%	31.4	26.9	31.0	23.8	34.2	34.4		

**2020-973 – Canadian Defence and Security Network – National Survey – Education – STAT SHEET**

Thinking about the Canadian Armed Forces, would you say they are on the right track or the wrong track in the following areas? [RANDOMIZE]

			Which of the following is the highest level of education you have achieved?						
			Canada 2020-08	High school or less	Some college or university	Completed college	Completed university	Completed graduate studies	Refuse/No Answer
Question 40- Inclusion of Francophones	Total	Unwgt N	1499	149	235	263	510	327	15
		Wgt N	1493	149	224	260	524	322	14
		Mean	7.3	7.4	7.5	7.1	7.4	7.4	
		Median	8.0	8.0	8.0	8.0	8.0	8.0	
	On the wrong track (0)	%	1.8	1.8	1.5	2.4	2.0	1.4	
	1	%	0.7	0.0	0.3	1.5	0.4	1.2	
	2	%	0.8	0.5	1.3	0.8	0.8	0.6	
	3	%	1.8	1.0	2.4	2.0	1.9	1.5	
	4	%	2.5	2.2	2.5	2.8	3.0	1.8	
	5	%	9.7	13.4	8.9	12.0	7.4	9.8	
	6	%	5.5	4.9	4.3	7.6	5.3	5.7	
	7	%	9.3	9.5	10.3	9.0	8.7	10.2	
	8	%	12.9	11.5	9.6	16.4	12.2	14.2	
	9	%	6.2	7.9	6.6	4.6	6.3	5.9	
	On the right track (10)	%	20.1	19.5	22.7	21.3	19.5	18.8	
Unsure	%	28.6	27.8	29.6	19.7	32.5	29.0		

Please indicate how much confidence, if any, you have in the ability of leaders in each of these institutions to shape policies that benefit Canada [RANDOMIZE]

			Which of the following is the highest level of education you have achieved?						
			Canada 2020-08	High school or less	Some college or university	Completed college	Completed university	Completed graduate studies	Refuse/No Answer
Question 41- The military	Total	Unwgt N	1492	148	235	262	506	327	14
		Wgt N	1488	148	224	260	521	322	14
		Mean	5.8	6.7	6.1	6.1	5.5	5.2	
		Median	6.0	7.0	7.0	6.0	6.0	5.0	
	Not at all confident (0)	%	5.8	2.1	5.6	5.3	7.0	5.6	
	1	%	2.8	1.5	1.6	1.1	3.0	5.4	
	2	%	3.9	1.1	2.7	3.5	4.2	6.0	
	3	%	5.7	4.1	6.0	3.3	6.4	7.0	
	4	%	6.8	6.4	5.9	4.9	7.7	8.3	
	5	%	14.8	14.9	13.3	14.4	14.9	15.6	
	6	%	12.8	8.2	11.7	17.6	12.5	12.2	
	7	%	17.1	20.3	19.0	19.4	16.7	13.5	
	8	%	13.4	14.0	13.0	13.8	13.0	13.6	
	9	%	6.0	7.5	9.1	6.6	4.7	4.7	
	Very confident (10)	%	6.6	15.7	7.1	7.5	5.3	3.0	
Unsure	%	4.4	4.3	5.0	2.8	4.6	5.1		



**2020-973 – Canadian Defence and Security Network – National Survey – Education – STAT SHEET**

Please indicate how much confidence, if any, you have in the ability of leaders in each of these institutions to shape policies that benefit Canada [RANDOMIZE]

			Which of the following is the highest level of education you have achieved?						
			Canada 2020-08	High school or less	Some college or university	Completed college	Completed university	Completed graduate studies	Refuse/No Answer
Question 42- Intelligence agencies	Total	Unwgt N	1494	147	234	263	510	326	14
		Wgt N	1490	147	223	260	524	321	14
		Mean	6.1	6.3	5.9	6.2	6.1	6.1	
		Median	6.0	7.0	6.0	6.0	7.0	6.0	
		Not at all confident (0)	%	4.2	3.0	4.7	3.4	4.5	3.9
	1	%	1.5	0.3	3.5	0.9	0.8	2.1	
	2	%	3.0	1.8	3.7	2.8	3.5	2.4	
	3	%	4.6	5.3	3.4	4.4	5.9	3.2	
	4	%	7.1	7.3	5.2	7.8	6.8	8.1	
	5	%	11.9	9.8	13.1	15.7	9.6	12.2	
	6	%	13.8	16.4	12.2	11.5	13.6	16.1	
	7	%	17.5	15.8	18.2	15.8	18.3	17.5	
	8	%	16.6	17.0	16.1	14.5	17.2	17.9	
	9	%	5.0	7.6	6.0	6.2	4.2	3.8	
		Very confident (10)	%	6.1	6.0	3.8	9.0	6.2	5.4
	Unsure	%	8.8	9.9	10.1	8.0	9.4	7.5	

Please indicate how much confidence, if any, you have in the ability of leaders in each of these institutions to shape policies that benefit Canada [RANDOMIZE]

			Which of the following is the highest level of education you have achieved?						
			Canada 2020-08	High school or less	Some college or university	Completed college	Completed university	Completed graduate studies	Refuse/No Answer
Question 43- Politicians	Total	Unwgt N	1493	146	234	263	509	327	14
		Wgt N	1489	146	223	260	523	322	14
		Mean	4.6	4.2	4.2	4.6	4.8	5.1	
		Median	5.0	5.0	4.0	5.0	5.0	5.0	
		Not at all confident (0)	%	12.9	20.9	15.1	13.9	12.3	6.9
	1	%	4.8	6.5	4.6	2.6	4.7	5.2	
	2	%	6.3	6.7	12.4	6.8	5.0	3.6	
	3	%	8.1	3.6	9.6	10.1	8.3	7.2	
	4	%	9.0	9.6	7.5	7.2	10.0	9.8	
	5	%	14.3	14.6	10.9	16.4	13.0	17.0	
	6	%	14.5	10.7	14.1	14.5	15.0	16.1	
	7	%	15.9	15.8	12.0	17.0	16.0	18.1	
	8	%	8.0	3.6	5.6	5.6	11.3	8.5	
	9	%	2.6	3.5	3.7	1.7	1.5	4.2	
		Very confident (10)	%	2.4	3.9	1.9	2.7	2.3	2.0
	Unsure	%	1.2	0.6	2.5	1.6	0.6	1.3	

**2020-973 – Canadian Defence and Security Network – National Survey – Education – STAT SHEET**

Please indicate how much confidence, if any, you have in the ability of leaders in each of these institutions to shape policies that benefit Canada [RANDOMIZE]

			Which of the following is the highest level of education you have achieved?							
			Canada 2020-08	High school or less	Some college or university	Completed college	Completed university	Completed graduate studies	Refuse/No Answer	
Question 44- Media	Total	Unwgt N	1496	147	235	262	511	327	14	
		Wgt N	1492	148	224	260	525	322	14	
		Mean	4.4	4.4	4.0	4.0	4.6	4.8		
		Median	5.0	5.0	4.0	5.0	5.0	5.0		
		Not at all confident (0)	%	17.4	19.0	22.2	23.9	15.5	9.3	
		1	%	4.6	6.3	3.9	5.3	4.3	4.3	
		2	%	6.5	4.7	8.6	5.4	5.7	8.6	
		3	%	7.6	5.5	8.4	6.2	8.6	8.1	
		4	%	7.2	6.4	7.3	4.1	8.4	7.7	
		5	%	15.3	16.7	13.1	16.5	14.8	16.2	
		6	%	11.8	10.4	9.7	8.8	13.0	14.2	
		7	%	13.3	9.2	10.4	15.4	13.1	16.1	
		8	%	8.1	9.6	7.2	7.3	8.9	7.7	
		9	%	2.6	3.0	1.3	1.5	3.7	2.5	
		Very confident (10)	%	3.1	4.6	3.8	2.4	2.6	3.4	
	Unsure	%	2.6	4.6	4.2	3.1	1.5	1.9		

Please indicate how much confidence, if any, you have in the ability of leaders in each of these institutions to shape policies that benefit Canada [RANDOMIZE]

			Which of the following is the highest level of education you have achieved?							
			Canada 2020-08	High school or less	Some college or university	Completed college	Completed university	Completed graduate studies	Refuse/No Answer	
Question 45- Academia	Total	Unwgt N	1491	148	232	261	509	327	14	
		Wgt N	1486	148	220	258	524	322	14	
		Mean	6.1	5.8	5.7	5.9	6.3	6.6		
		Median	7.0	6.0	6.0	7.0	7.0	7.0		
		Not at all confident (0)	%	6.4	7.0	8.3	8.2	6.8	2.2	
		1	%	1.8	0.9	1.2	1.7	2.6	1.2	
		2	%	3.3	5.8	5.1	2.8	2.2	2.8	
		3	%	5.1	5.6	6.1	4.9	4.5	5.1	
		4	%	5.3	4.8	7.7	5.3	4.3	5.8	
		5	%	9.8	11.7	10.1	10.9	7.2	12.0	
		6	%	11.4	11.4	14.0	9.7	12.1	10.4	
		7	%	19.0	14.6	16.3	18.0	21.7	18.8	
		8	%	17.9	20.0	12.0	17.2	19.4	19.2	
		9	%	8.3	3.2	7.3	5.7	10.3	10.2	
		Very confident (10)	%	7.0	6.6	6.2	7.3	6.2	9.2	
	Unsure	%	4.8	8.3	5.7	8.4	2.8	3.0		

**2020-973 – Canadian Defence and Security Network – National Survey – Education – STAT SHEET**

Please indicate how much confidence, if any, you have in the ability of leaders in each of these institutions to shape policies that benefit Canada [RANDOMIZE]

			Which of the following is the highest level of education you have achieved?						
			Canada 2020-08	High school or less	Some college or university	Completed college	Completed university	Completed graduate studies	Refuse/No Answer
Question 46- Defence industry	Total	Unwgt N	1493	148	234	263	510	324	14
		Wgt N	1490	148	223	260	525	320	14
		Mean	4.7	5.9	5.2	5.2	4.3	4.2	
		Median	5.0	6.0	5.0	6.0	5.0	4.0	
	Not at all confident (0)	%	10.9	1.8	7.0	6.9	14.7	13.9	
	1	%	3.2	4.0	0.9	2.1	2.8	6.2	
	2	%	7.8	5.7	7.5	6.5	8.6	9.3	
	3	%	8.2	6.1	6.2	10.7	8.9	7.3	
	4	%	8.3	4.9	10.4	4.9	9.2	9.3	
	5	%	12.9	16.1	14.1	13.8	10.9	13.3	
	6	%	13.1	10.9	10.7	14.4	15.4	10.9	
	7	%	13.1	16.1	17.7	14.2	11.2	11.1	
	8	%	7.9	14.4	7.6	10.7	6.3	5.2	
	9	%	2.6	6.6	3.3	2.6	1.5	2.1	
	Very confident (10)	%	3.3	5.5	4.2	3.6	2.8	2.5	
Unsure	%	8.6	7.9	10.5	9.4	7.7	8.9		

			Which of the following is the highest level of education you have achieved?						
			Canada 2020-08	High school or less	Some college or university	Completed college	Completed university	Completed graduate studies	Refuse/No Answer
Question 47- lease say whether you would like to see more or less government spending in national defence. If you say "more defence spending" it could require a tax increase, and if you say "less defence spending" it could require a reduction in the capacity of Canada	Total	Unwgt N	1501	150	234	263	511	328	15
		Wgt N	1495	150	222	260	525	323	14
	Much more	%	10.2	11.3	11.7	12.4	9.7	7.6	
	More	%	30.7	30.7	33.2	36.3	31.0	24.0	
	The same as now	%	38.6	42.2	32.3	36.5	39.7	41.2	
	Less	%	10.4	4.9	10.4	4.8	11.5	15.1	
	Much less	%	5.3	2.8	4.3	4.9	4.7	8.5	
	Unsure	%	4.8	8.1	8.0	5.0	3.4	3.7	

**2020-973 – Canadian Defence and Security Network – National Survey – Education – STAT SHEET**

			Which of the following is the highest level of education you have achieved?						
			Canada 2020-08	High school or less	Some college or university	Completed college	Completed university	Completed graduate studies	Refuse/No Answer
Question 48- What is the ideal relationship between the Canadian Armed Forces and civilian leadership?   Canadian Armed Forces take orders without questions (move slider left)   Civilian leadership follows advice from Canadian Armed Forces without question (move slide right)	Total	Unwgt N	1020	109	161	175	356	210	9
		Wgt N	1006	107	148	173	363	207	8
		Mean	4.9	5.8	5.3	5.0	4.9	4.3	
		Median	5.0	6.0	5.0	5.0	5.0	4.0	
	0	%	5.4	6.2	3.1	4.2	4.6	8.2	
	1	%	4.0	1.2	3.9	2.6	4.5	5.8	
	2	%	7.2	2.9	3.5	7.5	8.2	10.0	
	3	%	12.9	7.1	14.1	14.0	12.2	15.5	
	4	%	11.8	8.4	8.3	11.1	12.9	14.4	
	5	%	15.6	17.1	17.9	12.9	16.2	14.9	
	6	%	14.0	15.1	17.8	18.2	12.9	9.4	
7	%	15.6	12.8	16.7	16.1	16.5	13.8		
8	%	7.8	16.2	7.8	10.3	6.5	4.0		
9	%	2.1	3.4	1.6	0.6	3.5	0.8		
10	%	3.6	9.7	5.4	2.4	2.0	3.1		

Please rank as 1 the most important and as 2 the second most important factor when it comes to selling military equipment to foreign countries? [RANDOMIZE]

			Which of the following is the highest level of education you have achieved?						
			Canada 2020-08	High school or less	Some college or university	Completed college	Completed university	Completed graduate studies	Refuse/No Answer
Question 49- Rank 1	Total	Unwgt N	1460	141	228	258	505	315	13
		Wgt N	1457	142	216	255	520	310	13
	Respect for human rights by buyer	%	31.1	24.4	25.6	28.9	33.4	36.2	
	Respect for international law	%	21.5	15.4	23.1	18.2	21.8	25.1	
	Local jobs in Canada	%	10.9	16.5	9.9	14.5	9.8	8.2	
	Development of Canadian technology & innovation	%	12.6	12.0	15.6	14.7	12.7	9.1	
	Maintaining good relations with allies	%	10.4	18.4	11.7	10.8	9.0	7.8	
	Canada should not export military equipment	%	13.5	13.2	14.1	12.8	13.4	13.7	



**2020-973 – Canadian Defence and Security Network – National Survey – Education – STAT SHEET**

Please rank as 1 the most important and as 2 the second most important factor when it comes to selling military equipment to foreign countries? [RANDOMIZE]

			Which of the following is the highest level of education you have achieved?						
			Canada 2020-08	High school or less	Some college or university	Completed college	Completed university	Completed graduate studies	Refuse/No Answer
Question 49 - Rank 2	Total	Unwgt N	1428	140	223	253	493	307	12
		Wgt N	1426	141	212	251	508	302	12
	Respect for human rights by buyer	%	26.3	21.0	27.0	24.6	25.1	32.2	
	Respect for international law	%	27.2	23.5	22.8	23.6	30.7	29.0	
	Local jobs in Canada	%	15.2	24.1	20.9	16.3	12.8	10.5	
	Development of Canadian technology & innovation	%	15.8	19.1	15.4	17.1	16.1	13.0	
	Maintaining good relations with allies	%	10.7	8.3	7.6	14.6	10.9	9.9	
	Canada should not export military equipment	%	4.8	3.9	6.3	3.8	4.5	5.4	

			Which of the following is the highest level of education you have achieved?						
			Canada 2020-08	High school or less	Some college or university	Completed college	Completed university	Completed graduate studies	Refuse/No Answer
Question 50- How important, if at all, are events outside of Canada to you?	Total	Unwgt N	1500	149	235	263	511	327	15
		Wgt N	1494	148	224	260	525	322	14
		Mean	7.7	7.0	7.4	7.4	7.9	8.3	
		Median	8.0	7.0	8.0	8.0	8.0	9.0	
	Not at all important (0)	%	1.1	2.7	0.6	2.0	0.5	0.8	
	1	%	0.2	0.9	0.6	0.0	0.2	0.0	
	2	%	1.5	0.4	3.0	1.0	1.3	1.4	
	3	%	1.9	4.1	4.2	1.7	0.4	2.2	
	4	%	2.0	3.9	2.7	2.4	1.6	0.5	
	5	%	6.4	14.8	8.3	9.9	3.8	2.7	
	6	%	8.2	9.6	8.4	9.4	9.6	4.2	
	7	%	17.6	17.4	16.9	20.1	18.6	14.5	
	8	%	22.4	16.5	23.5	21.3	25.0	20.4	
	9	%	9.8	1.2	6.6	10.5	11.2	12.5	
Very important (10)	%	27.7	25.2	25.0	20.5	26.2	40.0		
Unsure	%	1.3	3.4	0.3	1.2	1.5	0.7		



**2020-973 – Canadian Defence and Security Network – National Survey – Education – STAT SHEET**

			Which of the following is the highest level of education you have achieved?						
			Canada 2020-08	High school or less	Some college or university	Completed college	Completed university	Completed graduate studies	Refuse/No Answer
Question 51- Have you lived or traveled abroad?	Total	Unwgt N	1503	150	235	264	511	328	15
		Wgt N	1497	150	224	261	525	323	14
	Lived abroad	%	4.6	2.2	4.5	4.7	4.2	6.1	
	Travelled abroad	%	58.4	56.7	61.4	57.5	61.9	51.1	
	Both lived and travelled abroad	%	26.2	11.5	22.8	18.8	27.8	39.8	
	Neither lived nor travelled abroad	%	10.9	29.6	11.3	18.9	6.1	3.1	



2020-973 – Canadian Defence and Security Network – National Survey – Education – STAT SHEET

			Which of the following is the highest level of education you have achieved?						
			Canada 2020-08	High school or less	Some college or university	Completed college	Completed university	Completed graduate studies	Refuse/No Answer
Question 52- Over the course of your lifetime, how many countries, outside of Canada, have you visited?	Total	Unwgt N	1253	101	193	198	454	295	12
		Wgt N	1259	99	186	200	472	291	12
		Mean	10.4	6.4	9.1	7.2	11.2	13.8	
		Median	8.0	4.0	6.0	5.0	8.0	10.0	
	1	%	5.5	15.3	6.2	6.6	3.0	3.1	
	2	%	7.7	17.6	12.2	11.7	5.1	2.9	
	3	%	8.7	11.5	9.5	15.1	8.5	3.7	
	4	%	6.7	7.3	5.9	9.1	7.1	5.1	
	5	%	8.3	7.8	11.8	10.3	8.5	4.7	
	6	%	7.4	6.6	10.1	6.8	6.6	8.0	
	7	%	5.3	5.6	1.6	8.4	5.2	5.8	
	8	%	5.5	9.4	3.9	5.6	6.2	3.9	
	9	%	4.0	2.2	7.0	1.4	4.0	4.9	
	10	%	8.4	2.1	7.8	5.0	9.7	11.0	
	11	%	1.5	1.4	1.5	0.8	1.7	1.6	
	12	%	4.2	3.5	3.7	4.2	4.1	4.9	
	13	%	1.2	0.0	0.0	0.0	2.0	2.2	
	14	%	1.5	1.4	0.4	1.0	1.4	2.9	
	15	%	5.1	1.0	4.4	3.8	5.8	6.8	
	16	%	1.5	0.0	2.4	0.2	1.9	1.4	
	17	%	1.0	1.6	0.9	0.7	0.8	1.5	
	18	%	1.3	1.5	0.0	1.8	0.9	2.5	
	19	%	0.4	0.0	0.4	0.2	0.4	0.8	
	20	%	4.5	1.4	2.6	4.1	5.5	5.4	
	21	%	0.6	0.0	0.0	0.8	0.8	0.9	
	22	%	0.6	0.0	0.4	0.5	1.0	0.6	
	23	%	0.3	0.0	0.0	0.0	0.5	0.5	
	24	%	0.2	0.0	0.0	0.0	0.5	0.0	
	25	%	1.9	0.9	1.9	1.2	2.0	2.5	
	26	%	0.3	0.0	0.0	0.0	0.1	0.8	
	27	%	0.0	0.0	0.0	0.0	0.0	0.2	
	28	%	0.5	0.0	0.8	0.5	0.2	1.0	
	29	%	0.2	0.0	0.3	0.0	0.2	0.2	
	30	%	1.8	0.0	1.2	0.3	1.8	3.8	
	31	%	0.1	0.0	0.0	0.0	0.2	0.0	
	32	%	0.1	0.0	0.5	0.0	0.1	0.0	
	34	%	0.2	0.0	0.0	0.0	0.0	0.8	
	35	%	0.5	0.0	1.4	0.0	0.4	0.6	
	36	%	0.3	0.0	0.0	0.0	0.3	0.9	
	37	%	0.1	0.0	0.0	0.0	0.2	0.0	
	38	%	0.1	0.0	0.0	0.0	0.3	0.0	
	39	%	0.1	0.0	0.0	0.0	0.0	0.5	
	40	%	0.6	0.0	0.0	0.0	1.0	1.0	
	45	%	0.1	0.0	0.0	0.0	0.2	0.2	
	48	%	0.1	0.7	0.0	0.0	0.0	0.0	
	50	%	0.7	1.4	0.3	0.0	1.0	0.8	
	53	%	0.1	0.0	0.0	0.0	0.3	0.0	
	56	%	0.1	0.0	0.0	0.0	0.0	0.5	
	60	%	0.1	0.0	0.0	0.0	0.1	0.4	

Nanos conducted an RDD dual frame (land- and cell- lines) hybrid telephone and online random survey of 1,504 Canadians, 18 years of age or older, between August 21<sup>st</sup> and 31<sup>st</sup>, 2020. The margin of error this survey is ±2.5 percentage points, 19 times out of 20. \*Note: some results have been shaded due to small sample size.



**2020-973 – Canadian Defence and Security Network – National Survey – Education – STAT SHEET**

			Which of the following is the highest level of education you have achieved?						
			Canada 2020-08	High school or less	Some college or university	Completed college	Completed university	Completed graduate studies	Refuse/No Answer
63	%		0.0	0.0	0.3	0.0	0.0	0.0	
70	%		0.1	0.0	0.0	0.0	0.0	0.2	
75	%		0.1	0.0	0.7	0.0	0.0	0.0	
80	%		0.1	0.0	0.0	0.0	0.0	0.5	
86	%		0.0	0.0	0.0	0.0	0.1	0.0	





**2020-973 – Canadian Defence and Security Network – National Survey – Education – STAT SHEET**

			Which of the following is the highest level of education you have achieved?						
			Canada 2020-08	High school or less	Some college or university	Completed college	Completed university	Completed graduate studies	Refuse/No Answer
Question 53- Which one country have you travelled to the most?	Total	Unwgt N	1221	100	188	187	445	290	11
		Wgt N	1230	99	182	189	462	287	11
	US	%	61.1	49.3	56.1	63.3	63.8	61.4	
	Germany	%	1.9	2.9	2.3	3.3	1.1	1.8	
	UK	%	6.7	4.8	6.0	4.5	5.9	10.5	
	Cuba	%	2.1	5.8	1.2	3.9	1.2	1.7	
	Mexico	%	4.5	8.7	6.3	5.4	3.7	2.8	
	Australia	%	0.9	0.0	1.6	0.8	1.5	0.0	
	Belize	%	0.2	0.0	0.4	0.0	0.4	0.0	
	Ethiopia	%	0.1	0.0	0.8	0.0	0.0	0.0	
	Italy	%	2.1	1.4	2.0	1.9	2.4	2.2	
	Bulgaria	%	0.1	0.0	0.0	0.0	0.2	0.0	
	Hungary	%	0.2	0.0	0.7	0.0	0.1	0.0	
	France	%	5.1	2.5	3.6	3.1	6.1	6.7	
	India	%	0.7	1.4	0.8	0.0	0.2	1.5	
	Philippines	%	0.0	0.0	0.3	0.0	0.0	0.0	
	Tanzania	%	0.2	0.0	0.0	0.0	0.3	0.4	
	Dominican Republic	%	0.6	1.3	0.8	0.9	0.6	0.0	
	New Zealand	%	0.2	0.0	0.0	0.4	0.5	0.0	
	Portugal	%	0.7	1.0	0.7	1.2	0.4	0.6	
	Spain	%	0.5	1.6	0.3	0.0	0.9	0.0	
	Other	%	0.8	0.9	2.2	1.1	0.0	1.0	
	Greece	%	0.2	1.0	0.0	0.0	0.2	0.0	
	Pakistan	%	0.3	0.0	0.0	0.0	0.5	0.4	
	Uganda	%	0.1	0.0	0.0	0.0	0.0	0.3	
	Estonia	%	0.1	0.0	0.7	0.0	0.0	0.0	
	China	%	0.8	0.0	2.0	0.0	0.9	0.7	
	Hong Kong	%	0.5	1.4	0.9	0.0	0.0	1.3	
	Poland	%	0.5	1.4	0.0	1.2	0.4	0.0	
	Sweden	%	0.2	0.0	0.0	0.7	0.0	0.3	
	Costa Rica	%	0.2	0.0	0.4	0.4	0.2	0.0	
	Jamaica	%	0.6	0.6	1.4	0.7	0.3	0.0	
	Martinique	%	0.1	0.0	0.0	0.0	0.1	0.0	
	Vietnam	%	0.2	1.6	0.0	0.3	0.0	0.0	
	Netherlands	%	0.7	0.6	1.3	0.3	0.8	0.5	
	Japan	%	0.5	0.0	1.5	0.8	0.5	0.0	
	Peru	%	0.3	0.0	0.0	0.3	0.8	0.0	
	South Africa	%	0.1	1.4	0.0	0.0	0.0	0.0	
	Belgium	%	0.1	0.8	0.4	0.0	0.0	0.0	
	Russia	%	0.1	0.0	0.0	0.0	0.2	0.0	
	Romania	%	0.1	0.0	0.0	0.0	0.3	0.0	
	Trinidad & Tobago	%	0.1	0.0	0.9	0.0	0.0	0.0	
	Ukraine	%	0.2	0.0	0.0	0.0	0.2	0.6	
	Switzerland	%	0.3	0.0	0.0	0.0	0.6	0.3	
	Czech Republic	%	0.1	0.0	0.0	0.0	0.2	0.0	
	Panama	%	0.1	0.0	0.8	0.0	0.0	0.0	
	Israel	%	0.1	0.0	0.0	0.0	0.2	0.0	
	Turkey	%	0.2	0.0	0.0	0.5	0.0	0.4	
	Denmark	%	0.2	0.0	0.0	0.0	0.4	0.4	

Nanos conducted an RDD dual frame (land- and cell- lines) hybrid telephone and online random survey of 1,504 Canadians, 18 years of age or older, between August 21<sup>st</sup> and 31<sup>st</sup>, 2020. The margin of error this survey is ±2.5 percentage points, 19 times out of 20. \*Note: some results have been shaded due to small sample size.



**2020-973 – Canadian Defence and Security Network – National Survey – Education – STAT SHEET**

			Which of the following is the highest level of education you have achieved?						
			Canada 2020-08	High school or less	Some college or university	Completed college	Completed university	Completed graduate studies	Refuse/No Answer
Singapore	%		0.1	0.0	0.0	0.0	0.3	0.0	
Ghana	%		0.1	0.0	0.0	0.0	0.0	0.5	
El Salvador	%		0.1	0.0	0.0	0.0	0.1	0.0	
Latvia	%		0.2	0.0	0.0	0.0	0.6	0.0	
Brazil	%		0.1	0.0	0.3	0.0	0.0	0.3	
Colombia	%		0.2	0.0	0.0	0.7	0.2	0.0	
Senegal	%		0.1	0.0	0.0	0.0	0.0	0.6	
Taiwan	%		0.1	0.0	0.8	0.0	0.0	0.0	
Kuwait	%		0.1	1.6	0.0	0.0	0.0	0.0	
Bosnia	%		0.2	0.7	0.0	0.0	0.3	0.0	
Anguilla	%		0.1	0.0	0.0	0.7	0.0	0.0	
Barbados	%		0.1	0.0	0.0	0.0	0.0	0.3	
Thailand	%		0.1	0.0	0.5	0.0	0.0	0.3	
Zimbabwe	%		0.1	0.0	0.0	0.4	0.0	0.0	
UAE	%		0.1	0.0	0.0	0.0	0.2	0.2	
Finland	%		0.1	0.0	0.0	0.8	0.0	0.0	
Bermuda	%		0.1	0.0	0.0	0.0	0.2	0.0	
Chile	%		0.1	0.0	0.0	0.0	0.2	0.0	
Malaysia	%		0.1	0.0	0.4	0.0	0.0	0.0	
Afghanistan	%		0.1	1.6	0.0	0.0	0.0	0.0	
Austria	%		0.1	0.0	0.0	0.0	0.0	0.6	
Bangladesh	%		0.1	0.0	0.0	0.0	0.0	0.4	
Indonesia	%		0.1	0.0	0.0	0.0	0.0	0.2	
Argentina	%		0.1	0.0	0.0	0.5	0.0	0.0	
Europe (unspecified)	%		0.9	2.8	0.0	1.2	1.1	0.5	
Caribbean (unspecified)	%		0.2	2.3	0.0	0.0	0.0	0.0	
Not one more than others	%		0.7	0.9	1.4	0.5	0.8	0.2	



**2020-973 – Canadian Defence and Security Network – National Survey – Education – STAT SHEET**

			Which of the following is the highest level of education you have achieved?						
			Canada 2020-08	High school or less	Some college or university	Completed college	Completed university	Completed graduate studies	Refuse/No Answer
Question 54- Now or in the past, did you or someone in your family serve in the Canadian Armed Forces?	Total	Unwgt N	1502	150	236	263	510	328	15
		Wgt N	1497	150	224	260	525	323	14
	I have served in the CAF?	%	5.8	7.4	6.6	7.0	4.9	4.9	
	Someone in my family served in the CAF	%	40.6	41.5	41.9	44.1	41.3	34.3	
	Neither I nor someone in my family served in the CAF	%	53.1	48.3	49.5	48.2	54.5	60.9	
	Unsure	%	2.7	5.7	3.0	4.0	1.4	1.9	